

## WARRANTY STATEMENT

Amkette's iGrip Drive AC Vent Car Phone Holder is backed by a 1 Year performance warranty against any manufacturing defects in material or workmanship from the date of original purchase. This warranty entitles the purchaser to get the product repaired or replaced under the following conditions:

The warranty applies to the original purchaser.  
Proof of original purchase is required.

The warranty does not cover the damage caused by misuse, abuse or improper storage.

In no event shall Amkette be responsible for any direct, incidental, consequential or other damages of any kind.

Please contact our Technical Support Line and/or send the defective product, postage pre-paid, together with the proof of purchase to our Customer Care Service Center to avail warranty service. Return postage will be paid by us.

### Customer Care Service Centre:

Amkette House, C-64 / 4, Okhla Phase - II, New Delhi - 110020

1800-11-9090 (Toll Free)  
(9:30 AM - 6:00 PM) Mon - Sat

+91 9312691448  
(9:30 AM - 6:00 PM) Mon - Sat

techsupport@amkette.in

For Hassle Free Service Register your product online at  
[www.amkette.com/register](http://www.amkette.com/register)

-4-

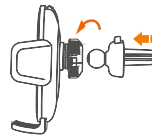
  
**AMKETTE**

## iGrip Drive AC Vent Car Phone Holder

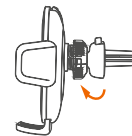


## USER GUIDE

### ASSEMBLING THE MOUNT

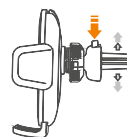


Loosen the Cradle Knob and Press the AC Vent Clamp inside.




Adjust the angle and Tighten the Cradle Knob.

### MOUNTING



Press the push button to expand the jaws.

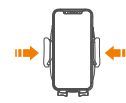


Place the AC Vent under the Jaws and release the push button

### USING THE MOUNT



Press the Quick Release Button to open the Locking Side Arms.

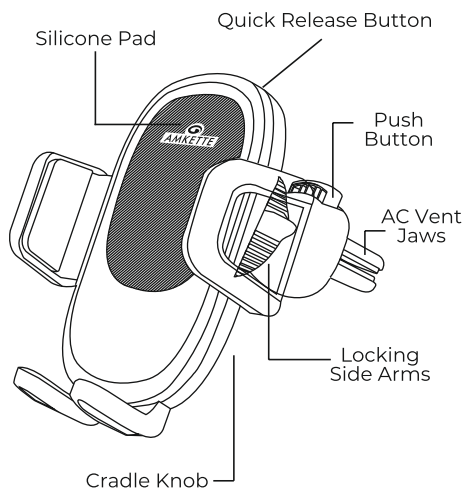


Place the Phone inside the mount and press the Locking Side Arms inside.

-2-

-3-

## KNOW YOUR iGrip Drive AC Vent Car Phone Holder



-2-