

SPECIFICATIONS

Connection Type: 2.4Ghz Wireless, **Wireless Range:** Up to 10m,
Charging Type: Type C, **Resolution:** 800-1200-1600 DPI,
Buttons: 4 Buttons, **Battery Details:** 500mAh (Rechargeable Battery)

WARRANTY STATEMENT

Amkette's Hush Pro SPECTRA Rechargeable Wireless Mouse is backed by a 1 Year performance warranty against any manufacturing defects in material or workmanship from the date of original purchase. This warranty entitles the purchaser to get the product repaired / replaced under the following conditions:

- The warranty applies to the original purchaser. Proof of original purchase is required.
- The warranty does not cover the damage caused by misuse, abuse or improper storage.
- In no event shall Amkette be responsible for any direct, incidental, consequential or other damages of any kind.

Please contact our Technical Support Line and/or send the defective product, postage pre-paid, together with the proof of purchase to our Customer Care Service Center to avail warranty service. Return postage will be paid by us.

CUSTOMER CARE SERVICE CENTER

Amkette House, C-64/4, Okhla, Phase-II, New Delhi-110020

1800-11-9090 (Toll Free) (9:30 AM - 6:00 PM) Monday – Saturday
 +91 9312691448 (9:30 AM - 6:00 PM) Monday – Saturday

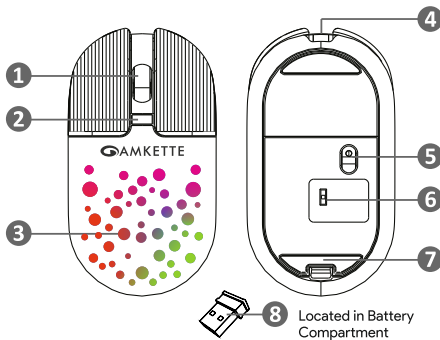
techsupport@amkette.in

For Hassle Free Service Register Your Product
www.amkette.com/register

READ BEFORE USE

- The Nano Receiver is located inside the battery compartment.
- The Mouse Features a Rechargeable battery. Please make sure to charge it well before first use.
- The Mouse can be charged using the provided cable through any idle USB port on your system or using any charger made by qualified manufacturers.
- There is an ON / OFF switch at the back that can be used while the mouse is safely stowed in your bag or overnight for better battery life.
- If the Hush Pro Spectra is left unused for over 2 weeks, we recommend to turn it OFF and to periodically recharge it.

KNOW YOUR MOUSE



1 Scrolling Wheel	2 DPI Switch Button	3 5 Colours LED	4 Type C Charging
5 Optical Sensor	6 ON/OFF Switch	7 Battery Compartment	8 USB Receiver

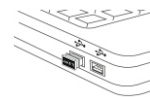


QUICK START GUIDE

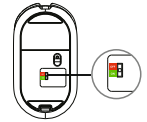
HOW TO USE YOUR MOUSE



Pull out the strip. And charge the Mouse before first use.



Take out the Nano USB Receiver is inside the mouse battery compartment and put it into a vacant USB port of your Laptop/Desktop.



Turn the mouse ON or OFF using the ON-OFF switch provided at the back.

POWER SAVING MODE

The Hush Pro SPECTRA Rechargeable Wireless Mouse uses the energy efficient 2.4GHz Wireless Radio Frequency and also has a Smart Energy Saving feature. The Mouse automatically enters deep sleep mode, if left idle for a short period of time. The Mouse will get active when a button is clicked. In addition an ON / OFF Switch is provided for total Power Saving when not in use.

DPI SWITCH

Designed to meet the needs of different users Hush Pro SPECTRA Mouse comes with a DPI Switch to adjust the sensitivity of the mouse between 3 DPI levels 800/1200/1600 to suit both ordinary as well as gaming needs.