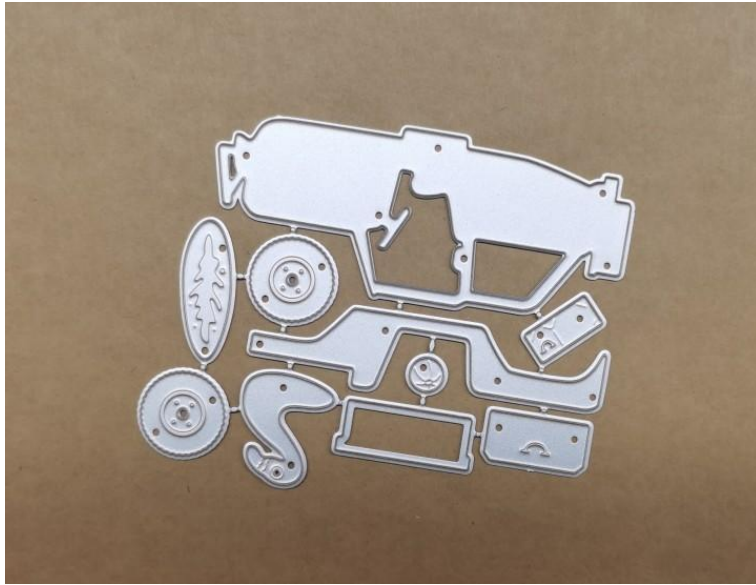



**Let's start!**

**Take out your prepared Kokorosa Metal Cutting Dies With Flamingo & Jeep**





**Step 1:**

**Cutting out the shapes of Flamingo & Jeep with a cutting machine**



**Step 2:**


**Use markers to color the pieces**



**Step 3:**  
Putting all the pieces together



**Step 4:**  
Create a white background with a pattern using embossing folder



**Step 5:**  
**Paste Flamingo & Jeep on the background board**