



**Let's start!**

**Take out your prepared Rows of Houses Border Cutting Die**




**Step 1:**

**Cutting out the shapes of Rows of Houses Border with a cutting machine**



**Step 2:**

**Color the Rows of Houses Border with markers**



**Step3:**

**Adhere the Rows of Houses Border on the black cardstock**



**Step 4:**  
Place small star and tags on the card

