



**Let's start!**

**Take out your prepared Vintage Radio Cutting Die**





**Step 1:**

**Cutting out the shapes of Vintage Radio with a cutting machine**



**Step 2:**


**Color the Vintage Radio with ink pad**





**Step 3:**

Use cardstocks as the background, and paste the colored card on it





**Step 4:**  
Paste some decorations on the card, such as the wishing words

