

Let's start!

Take out your prepared carrot Cutting Die


Step 1:


Cutting out the shapes of Kokorosa Metal Cutting Dies with Cute Cupids with a cutting machine with a cutting machine




Step 2:

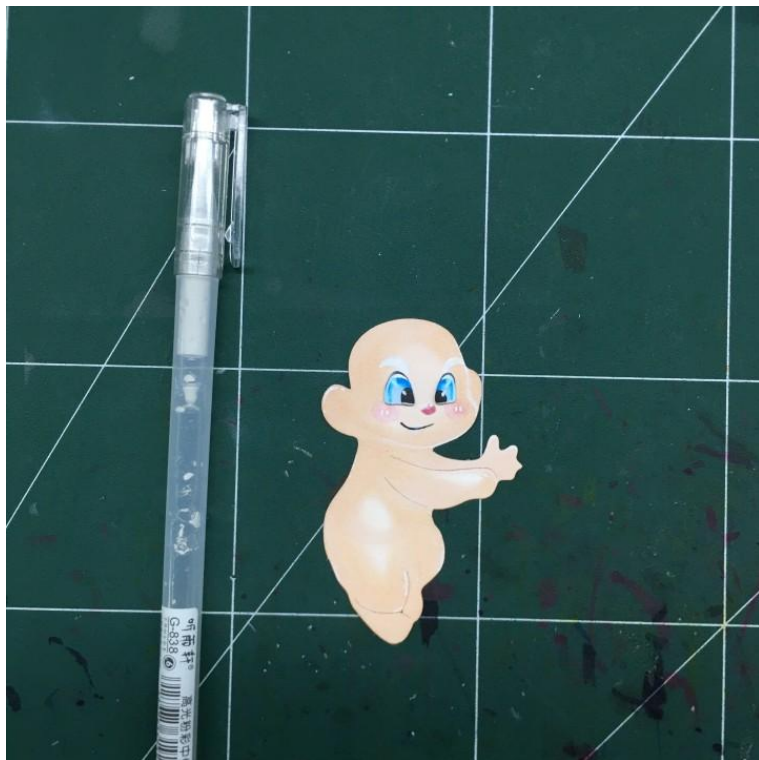
Color the Kokorosa Metal Cutting Dies with Cute Cupids with your favorite color
















Step 3:


Glue the colored pieces together






Step 4:

Color the blue background board





Step 5:

Glue the finished Cute Cupids to the prepared background paper



Step 6:

Glue some small labels on



