

LARGE STOVE HEATER



**RATED
POWER**
1900W

**HEAT
SETTINGS**
TWO

**THERMAL
CUT-OFF**

**FLAME
EFFECT**

Thank you for purchasing this NETTA product.

Please read the user manual carefully before operating this appliance.

We will update our instruction manuals if necessary.

For the most up-to-date user manual, please visit our official website: www.nettdirect.com.

You can download a copy of up to date user manuals at any time in electronic format. We do not supply you with a paper-based user manual after each revision.

**Require a larger version of this
Instruction Manual?**

**Please download electronically
from our website and use PDF
reader on your device to enlarge
the text if needed.**

www.nettdirect.com

Safety and Warnings

Intended Use

NETTA Design is for domestic and indoor use only. This product is not intended for use by people who have lack of experience and knowledge or have reduced ability, or sensory and mental capabilities.

Regular Check-Ups

Ensure the power cable and plug are not damaged before plugging into a socket.

Check all the knobs are functioning correctly.

General Warnings

- Read and save this instruction manual for further reading.
- Remove the packing and make sure that the appliance is intact. The appliance must be intact without visible damages which could be caused by transport. In case of doubt do not use it and contact our After-Sales service. Do not leave packaging materials like plastic bags, foam polystyrene, buttons and staples within reach of children.
- Before connecting the appliance check if the electrical voltage and frequency of the circuit correspond to those indicated on the appliance.
- In case there is incompatibility between the plug and the outlet, let the outlet replaced with another suitable one by a skilled electrician. He must be sure that the wire section of the outlet is fit to the appliance absorbed power. In general, you are suggested not to use adapters, multiple outlets and/or extension cords.
- In case they must be used, only simple or multiple adapters and extension cords complying with the current safety rules in force must be used, paying attention that the capacity limit referring to the current value is not exceeded which is marked on the simple adapter or on the extension cords as well as the one of the max capacity, which is marked on the multiple adapter.


General Warnings

- Use the appliance only for the mentioned purpose, namely for heating for domestic use. Do not use it for any other application as it could get dangerous. The manufacturer is not responsible for any eventual damages caused by improper or faulty use.
- The use of every electrical appliance calls for the awareness of some basic rules, such as:
 - Never touch the appliance with wet or damp hands or feet.
 - Never use the appliance with bare feet.
 - Do not use extension cords in rooms with bath or shower unless you adopt particular prudence.
 - Never unplug the appliance by pulling the power cord or the appliance and never expose the appliance to atmospheric conditions (rain, sun, etc.)
 - Never let the appliance be used by children or unable people without supervision.
- Before cleaning the appliance or carrying out any maintenance switch off the whole system or disconnect the appliance.
- If the appliance malfunctions or is out of work switch it off without tampering it. If any repair is required please contact only the after-sale centre approved by the manufacturer and ask for original spare parts. Otherwise, safety of the appliance can be compromised.
- When the appliance is not in use switch it off and unplug it. Make harmless the parts of the appliance which could be handled hazardously by children for playing.
- Check that the electrical capacity of the plant and the current outlets are adequate to the max power of the appliance indicated on the rating label. In case of doubt address to a qualified and skilled workmen.

General Warnings

- To avoid overheating risks you are recommended to unwind completely the extension cord.
- The appliance must not be unnecessarily plugged in. Switch it off and unplug it when you do not use it.
- Do not obstruct the ventilation or heating louver.
- Keep a minimum distance of 50 cm from walls and objects avoiding that the air flow is directed towards them. Avoid that between the appliance and the wall corners there is a distance which is lower than 15cm.
- The power cord must not be replaced by the user. In case of cord damage send to an after sale service centre approved by the manufacturer.
- Avoid warm contact check that the cord is not in front of warm air outlet grille.
- Do not use the appliance near bathtubs, showers, washbasins or swimming-pools (minimum distance 1 meter).
- Do not use the appliance near liquids or inflammable matters.
- This appliance can be used by children aged from 8 years and above and persons with reduced physical, sensory or mental capabilities or lack of experience and knowledge if they have been given supervision or instruction concerning use of the appliance in a safe way and understand the hazards involved. Children shall not play with the appliance.
- Cleaning and user maintenance shall not be made by children without supervision.

General Warnings

- Children of less than 3 years should be kept away unless continuously supervised.
- Children aged from 3 years and less than 8 years shall only switch on/off the appliance provided that it has been placed or installed in its intended normal operating position and they have been given supervision or instruction concerning use of the appliance in a safe way and understand the hazards involved. Children aged from 3 years and less than 8 years shall not plug in, regulate and clean the appliance or perform user maintenance.
- CAUTION — Some parts of this product can become very hot and cause burns. Particular attention has to be given where children and vulnerable people are present.
- This symbol on your device means: do not cover! A circular prohibition symbol (a circle with a diagonal slash) over a square icon that depicts a rectangular object being covered by another rectangular object.
- WARNING: In order to avoid overheating, do not cover the heater.
- Heater must not be located immediately below a socket outlet.
- Do not use this heater in the immediate surroundings of a bath, a shower or a swimming pool.
- If the supply cord is damaged, it must be replaced by the manufacturer, its service agent or a similarly qualified person in order to avoid a hazard.


Operating the Product

Before inserting the plug into an electrical outlet, make sure that the electrical supply in your area matches that on the rating label on the device.

Control Panel



Operation of Control Panel

For Flame Effect only - Switch main power ON/OFF then flick switch  to ON position (-) to have the flame effect without any heater functions.

For Low Heat - Switch main power ON/OFF then flick switch "I" to ON position (-).

For High Heat - Switch main power ON/OFF then flick both switch "I" and switch "II" to ON position (-).

Setting Flame Brightness

Slide the flame wheel (5) to left and right direction to adjust the flame brightness.

Thermostat Instructions

After heater has been turned on and the room has reached the desired temperature, slowly slide the thermostat wheel in the left direction until the heater shuts off (you should hear a faint “click”).

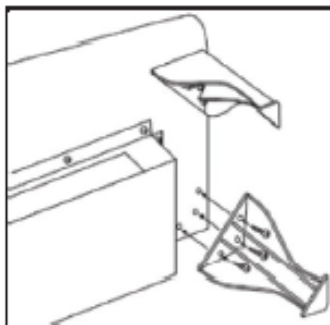
By leaving the thermostat at the setting, it will automatically maintain this temperature. To lower the temperature, slide the thermostat wheel in the left direction. To raise the temperature, slide the thermostat wheel in the right direction.

Leg Assembly

Simple assembly is required if the legs of your heater arrive disassembled. Using a screwdriver, thread three screws through the holes in each leg (as illustrated in Fig.1 below) and tighten them down counter clockwise onto the underside of the heater.

Please note extra screws are provided, you may have some left over after assembly.

Fig. 1



Cleaning, Maintenance and Storage

Overheating

If the heater stops working, turn the heater off and inspect for any blockages of the inlet or outlet.

Disconnect the plug and wait at least 10 minutes before attempting to restart the heater.

If the device still switches off, please contact your retailer as the device may need repairing.

The appliance needs only an external regular cleaning.

After use and before cleaning always switch the appliance off and disconnect it and wait till the item is cool. Keep the grills clean from dust.

This appliance is not intended for use by persons (including children) with reduced physical, sensory or mental capabilities, or lack of experience and knowledge, unless they have been given supervision or instruction concerning use of the appliance by a person responsible for their safety. Children should be supervised to ensure that they do not play with the appliance.

Spare Parts and Repairs

To order replacement parts, please go to www.nettadirect.com/parts.

You will need PDC information from your product, user manual or carton box. Alternatively, go to our website and use search bar to find the parts available.

You can also find this code on the [back of this user manual](#).

For our repair service, please contact our customer support with email on support@nettadirect.com they will provide with more details of repair service with NETTA.

Disposal of Product

IMPORTANT INFORMATION FOR CORRECT DISPOSAL OF THE PRODUCT IN ACCORDANCE WITH EC DIRECTIVE 2002/96/EC.

DISPOSAL:

Please dispose of this product responsibly. This item cannot be disposed of with general waste. Please contact your local council authority for more information on how to dispose this product. If this product is disposed of with general waste, it will end up in a landfill and will leak hazardous substances into the groundwater – effecting our food chain.



Your Warranty

If you purchased with NETTADIRECT, or one of our authorised resellers, you will automatically enrol your warranty for 1 (ONE) year. You do not need to register again for your warranty. All warranties will be carried out to our terms and conditions including warranty conditions which you will find out from our website at www.nettadirect.com.

Copyrights

NETTA and its logo including images and contents in this manual and website is copyrighted. All intellectual property rights belong to NETTA owner CONSUMABLE DIRECT LIMITED.

ANY UNAUTHORISED USE, MODIFICATION or DISTRIBUTION of the NETTA logo, website image, and its contents (from website, manuals) will violate worldwide copyright, trademark and associated laws.

We reserve the right to proceed with lawsuits to anyone who is found breaching our copyrights policy. For more details, please check our website copyright policy for more information.

Product Dependency Code (PDC)

Your PDC is below:

PDC: SF-2301
SKU: 104079

NETTA is a registered trademark of CONSUMABLE DIRECT LIMITED.
Product Produced for CONSUMABLE DIRECT LIMITED M30 0QF U.K.