

TELARNI

PM633

TELARNI dining table

H720 (各サイズ共通)

天板・脚 | 合板及び天然木下地にホワイトアッシュ

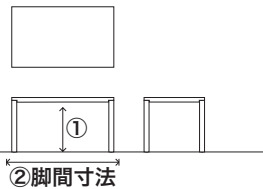

又はウォールナット突板貼 (柾目)

- ・ノックダウン組立式
- ・アジャスター付

ホワイトアッシュ



ウォールナット



①天板厚み t60mm(ダイニング天板下寸法は 660mm)

②脚間寸法は W / 幅より -132mm となります。

W 幅	脚 部	D700	D800	D900	D1000
□(正方形)	H720	136,400 (124,000)	138,600 (126,000)	140,800 (128,000)	172,700 (157,000)
W800	H720				
W900	H720				
W1000	H720				
W1100	H720				
W1200	H720	138,600 (126,000)	141,900 (129,000)	146,300 (133,000)	173,800 (158,000)
W1300	H720	141,900 (129,000)	145,200 (132,000)	150,700 (137,000)	177,100 (161,000)
W1400	H720	145,200 (132,000)	148,500 (135,000)	154,000 (140,000)	180,400 (164,000)
W1500	H720	148,500 (135,000)	152,900 (139,000)	158,400 (144,000)	184,800 (168,000)
W1600	H720	152,900 (139,000)	157,300 (143,000)	161,700 (147,000)	188,100 (171,000)
W1700	H720	157,300 (143,000)	161,700 (147,000)	166,100 (151,000)	192,500 (175,000)
W1800	H720	161,700 (147,000)	166,100 (151,000)	170,500 (155,000)	196,900 (179,000)
W1900	H720	166,100 (151,000)	170,500 (155,000)	174,900 (159,000)	201,300 (183,000)
W2000	H720	170,500 (155,000)	176,000 (160,000)	181,500 (165,000)	206,800 (188,000)
W2100	H720	176,000 (160,000)	181,500 (165,000)	187,000 (170,000)	212,300 (193,000)

TELARNI

PM637

TELARNI living table

H400 (各サイズ共通)

天板・脚 | 合板及び天然木下地にホワイトアッシュ

又はウォールナット突板貼(柾目)

- ・ノックダウン組立式
- ・アジャスター付

ホワイトアッシュ



W



N



E



K

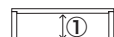
ウォールナット



WA



①天板厚み t60mm(リビングは 340mm)



②脚間寸法は W / 幅より -132mm となります。

②脚間寸法

W 幅	脚 部	D400	D500	D600	D700	D800	D900	D1000
□(正方形)	H400	132,000 (120,000)	133,100 (121,000)	134,200 (122,000)	135,300 (123,000)	136,400 (124,000)	140,800 (128,000)	165,000 (150,000)
W800	H400	132,000 (120,000)	133,100 (121,000)	134,200 (122,000)	135,300 (123,000)	136,400 (124,000)		
W900	H400	133,100 (121,000)	134,200 (122,000)	135,300 (123,000)	136,400 (124,000)	138,600 (126,000)	140,800 (128,000)	
W1000	H400	134,200 (122,000)	135,300 (123,000)	136,400 (124,000)	138,600 (126,000)	140,800 (128,000)	145,200 (132,000)	165,000 (150,000)
W1100	H400	135,300 (123,000)	136,400 (124,000)	137,500 (125,000)	139,700 (127,000)	141,900 (129,000)	146,300 (133,000)	166,100 (151,000)
W1200	H400	136,400 (124,000)	137,500 (125,000)	138,600 (126,000)	140,800 (128,000)	143,000 (130,000)	147,400 (134,000)	167,200 (152,000)
W1300	H400	137,500 (125,000)	138,600 (126,000)	139,700 (127,000)	141,900 (129,000)	144,100 (131,000)	148,500 (135,000)	169,400 (154,000)
W1400	H400	138,600 (126,000)	139,700 (127,000)	140,800 (128,000)	143,000 (130,000)	146,300 (133,000)	150,700 (137,000)	171,600 (156,000)
W1500	H400	140,800 (128,000)	141,900 (129,000)	143,000 (130,000)	145,200 (132,000)	148,500 (135,000)	152,900 (139,000)	174,900 (159,000)
W1600	H400	143,000 (130,000)	144,100 (131,000)	145,200 (132,000)	147,400 (134,000)	150,700 (137,000)	155,100 (141,000)	178,200 (162,000)
W1700	H400	146,300 (133,000)	147,400 (134,000)	148,500 (135,000)	150,700 (137,000)	154,000 (140,000)	158,400 (144,000)	182,600 (166,000)
W1800	H400	150,700 (137,000)	151,800 (138,000)	152,900 (139,000)	155,100 (141,000)	158,400 (144,000)	162,800 (148,000)	187,000 (170,000)
W1900	H400							
W2000	H400							
W2100	H400							