

Yogassage Signature Sculpting Seaweed Facial

Treatment Protocol

Treatment Description

A powerful pro-ageing double-mud seaweed facial with yoga-inspired facial massage to lift, tone and sculpt, whilst inducing deep relaxation and feelings of happiness. The ultimate facial for lifted, sculpted and renewed skin. This power packed facial delivers effective pro-ageing results with a yoga inspired facial massage which boosts circulation, tones muscles, and lifts facial features. Harnessing the most effective sea minerals and active ingredients, the alginate mask will soothe, restore and renew tired, dull and ageing skin. The mineral-rich mud mask will infuse the skin with minerals to energise the skin cells and improve skin function. This is a mood enhancing top-to-toe treatment that will leave you feeling relaxed and restored.

Treatment Time

75 Minutes

Contra Indications

Fever, contagious diseases, blood clots, kidney conditions or liver conditions, cancer, inflammation, uncontrolled hypertension, cold sores.

Products Required

Magnesium Spa Flakes, Himalayan Spa Salts, 21 Mineral Mist, Heavenly Bath Shower Gel/Pink Salt Everything Wash/Magnesium + Argan Oil Everything Wash, Heavenly Body Lotion/ Pink Salt Everything Balm/ Magnesium + Argan Oil Everything Balm, Pro-Ageing Radiance Cleanser, Pro-Ageing Radiance Toning Mist, Uplifting Stress Relief Massage Oil, Radiance Deep Sea Nourishment, 6 Oil Super Serum, Sea Sand Scrub, Algimud Face Mask/ Peel & Reveal Face Mask/Plantox Face Mask, 3 Seaweed Scalp Mud, Radiance Mud Mask, Exquisite Eye + Neck Rejuvenator, Pro-Ageing Radiance Day Cream.

Equipment Required

- Massage Bolsters
- Square Salt Cushion
- Round Salt Cushion
- Eye pillow
- 3 compresses
- 5 pairs of mitts
- Damp cotton pads
- Tissues
- Spatula
- Rubber bowl
- Hair Towel
- Bowl for Scalp Mud
- Koshi Chimes

Feel good. Every day.



100% VEGAN



CRUELTY FREE



HEALTH FIRST
SKINCARE



SPA SELF CARE


















SUSTAINABLE
PACKAGING



BRITISH MADE




Yogassage Signature Sculpting Seaweed Facial

Treatment Protocol

No.	Treatment Steps	Additional Resources	Product	Volume
1	Prepare room (see Sea Magik Pro Welcome Ritual)		Himalayan Spa Salts, 21 Mineral Mist	1 cup, 6 spritz
2	Perform *Sea Magik Pro Welcome Ritual		Heavenly Bath Shower Gel/Pink Salt Everything Wash/ Magnesium & Argan Oil Everything Wash	2 pumps
3	Consult skin concerns to select appropriate alginate face mask		Select from Algimud, Peel and Reveal, Plantox	
4	Perform *Sea Magik Pro Opening Ritual - Face Up	 	Heavenly Body Lotion/ Pink Salt Everything Balm/ Magnesium & Argan Oil Everything Balm	1 pump
5	Perform extra checks for comfort			
6	Cleanse eyes and lips		Pro-Ageing Radiance Cleanser	2 pumps
7	Remove with damp cotton pads			
8	Cleanse face and neck		Pro-Ageing Radiance Cleanser	4 pumps
9	Remove with salt soaked warm mitts			
10	Spritz toning mist over face and neck (ask client to breath out prior to spritz)		Pro-Ageing Radiance Toning Mist	3 pumps
11	Check skin for tone, texture and blemishes make notes for aftercare			
12	Apply oil to neck and décolleté		Uplifting Stress Relief Massage Oil	3ml
13	Perform *Sea Magik Pro Neck and Shoulder Massage Sequence	 		
14	Apply nourishing cream over face		Radiance Deep Sea Nourishment	2.5ml
15	Apply 2 pumps of serum in gentle effleurage movements		Pro-Ageing Radiance Boosting Serum	2 pumps
16	Perform *Sea Magik Pro Phase 1 Pressure Point Facial Massage Sequence	 		
17	Perform *Sea Magik Pro Phase 2 Sculpting Facial Massage Sequence	 		
18	Perform *Sea Magik Pro Phase 3 Lifting Facial Massage Sequence	 		
19	Remove shoulder and sacral salt bolster - place back into cabbie			
20	Apply a salt soaked steam towel compress over face, neck and décolleté			
21	Exfoliate face and neck		Sea Sand Scrub	3ml
22	Remove exfoliator with salt soaked warm mitts			
23	Spritz toning mist over face and neck (ask client to breathe out prior to spritz)		Pro-Ageing Radiance Toning Mist	3 pumps
24	Mix appropriate face mask with activator water (see pack instructions)		Algimud, Peel and Reveal or Plantox. Mineral Activator.	1 sachet
25	Apply mask using a spatula over face and neck - see *Sea Magik Alginate Mask Application			
26	Cover eyes with toner soaked cotton pads		Pro-Ageing Radiance Toning Mist	3 pumps
27	Place warmed salt cushion under neck and shoulders (see Opening Ritual and cover shoulders)			
28	Apply warmed oil through hairline - see *Sea Magik Oil In Hair Application		6 Oil Super Serum	3ml
29	Perform *Sea Magik Pro Scalp Massage Sequence	 		
30	Apply hot compress to the scalp - optional			

Yogassage Signature Sculpting Seaweed Facial

Treatment Protocol continued

No.	Treatment Steps	Video Training	Product	Volume
31	Apply warmed scalp mud through the scalp and hair - see *Sea Magik Scalp Mud Application		3 Seaweed Scalp Mud	10ml
32	Wrap hair in hand towel			
33	Remove warmed salt cushion from under shoulders and place back into hot cabbie			
34	Remove cotton pads from eyes and peel off face mask			
35	Wipe off excess mask with salt soaked warm mitts			
36	Spritz toning mist over face and neck (ask client to breathe out prior to spritz)		Pro-Ageing Radiance Toning Mist	3 pumps
37	Apply mud mask to face and neck using mask brush		Radiance Mud Mask	5ml
38	Cover eyes with toner soaked cotton pads		Pro-Ageing Radiance Toning Mist	3 pumps
39	Uncover hands and arms			
40	Perform *Sea Magik Pro Hand and Arm Massage Sequence		Uplifting Stress Relief Massage Oil	4ml
41	Apply balm to hands and arms and recover		Magnesium & Argan Oil Everything Balm/ Pink Salt Everything Balm	1ml
42	Remove cotton pads from eyes			
43	Wipe off excess mask with Salt soaked warm mitts			
44	Spritz toning mist over face and neck (ask client to breathe out prior to spritz)		Pro-Ageing Radiance Toning Mist	3 pumps
45	Apply cream to eye area		Exquisite Eye + Neck Rejuvenator	1/2 pump
46	Apply cream to neck and décolleté		Exquisite Eye + Neck Rejuvenator	1 pumps
47	Apply serum to face		6 Oil Super Serum	1/2 pump
48	Apply moisturiser to face		Pro-Ageing Radiance Day Cream/ Radiance Deep Sea Nourishment	1.5ml
49	Perform *Sea Magik Pro Closing Ritual - Face Up		Heavenly Body Lotion/ Pink Salt Everything Balm/ Magnesium & Argan Oil Everything Balm	1 pump
50	Sea Magik Pro recommendations and aftercare			