

# Sea Salt Hand Repair Ritual

## Treatment Protocol

### Treatment Description

Upgrade your hand and nail health with a heavenly hand ritual from Sea Magik, designed to deeply hydrate and repair skin and nail health with healing sea minerals, whilst relaxing muscles and joints.

### Treatment Time

25 Minutes

### Contra Indications

Fever, contagious diseases, blood clots, pregnancy, kidney conditions or liver conditions, cancer, inflammation, uncontrolled hypertension

### Products Required

Himalayan Spa Salts, 21 Mineral Mist, Heavenly Bath Shower Gel / Pink Salt Everything Wash/ Magnesium + Argan Oil Everything Wash, Salt Brushing, Radiance Mud Mask, Uplifting Stress Relief Massage Oil, Heavenly Body Lotion/ Pink Salt Everything Balm/ Magnesium + Argan Oil Everything Balm, 6 Oil Super Serum, Natural Skin Softener

### Equipment Required

- Bowl of warm water
- 2 pairs of wet mitts
- 1 pair of dry mitts
- 1 scrummi wrap towel

**Feel good. Every day.**



100% VEGAN



CRUELTY FREE



HEALTH FIRST  
SKINCARE



SPA SELF CARE






SUSTAINABLE  
PACKAGING



BRITISH MADE

# Sea Salt Hand Repair Ritual

## Treatment Protocol

No.	Treatment Steps	Additional Resources	Product	Volume
1	Prepare room (see Sea Magik Pro Welcome Ritual)		Himalayan Spa Salts, 21 Mineral Mist	1 cup, 4 spritz
2	Perform *Sea Magik Pro Welcome Ritual		Heavenly Bath Shower Gel/Pink Salt Everything Wash/ Magnesium + Argan Oil Everything Wash	2 pumps
3	Consult skin concerns to select Wash and Balm			
4	Using warm water cleanse the lower arm and hand			
5	Remove wash with a pair of mitts			
6	Use a dry mitt/towel to dry the area.			
7	Repeat cleanse and removal on the opposite arm			
8	Apply Sea Magik Pro Salt Brushing and exfoliate the forearm and hand.		Salt Brushing	5 grams
9	Wet fingertips and tap over salt to dissolve			
10	Remove Salt Brushing with warm mitts			
11	Use a dry mitt/towel to dry the area.			
12	Repeat exfoliation and removal on opposite hand		Salt Brushing	5 grams
13	Massage Natural Skin Softener into the cuticles to soften.		Natural Skin Softener	3 ml
14	Perform *Sea Magik Pro Hand and Arm Massage Sequence - on one hand		Uplifting Stress Relief Massage Oil	2.5 ml
15	Apply Mud Mask to the forearm and hand and wrap using a scrummi towel or warm dry towel.		Radiance Mud Mask	5 ml
16	Perform *Sea Magik Pro Hand and Arm Massage Sequence - on opposite hand		Uplifting Stress Relief Massage Oil	2.5 ml
17	Apply Mud Mask to the opposite forearm and hand and wrap using a scrummi towel or warm dry towel.		Radiance Mud Mask	5 ml
18	Remove Mud Mask from one hand and arm with warm mitts			
19	Use a dry mitt/towel to dry the area.			
20	Massage serum into the cuticles		6 Oil Super Serum	2 ml
21	Apply body balm in hand and arm		Heavenly Body Lotion/ Pink Salt Everything Balm/ Magnesium + Argan Oil Everything Balm	1 pump
22	Repeat mud removal on opposite hand			
23	Massage serum into the cuticles		6 Oil Super Serum	2 ml
24	Apply body balm in hand and arm		Heavenly Body Lotion/ Pink Salt Everything Balm/ Magnesium + Argan Oil Everything Balm	1 pump
25	Sea Magik Pro recommendations and aftercare			



Video Training



Written Sequence