

Peaceful Seas Nurturing Face, Shoulder and Scalp Ritual

Treatment Protocol

Treatment Description

A deeply relaxing and warming Indian head style experience with a melting neck and shoulder massage, a targeted pressure point facial massage sequence, lifting eye massage, and aromatherapy warm oil scalp massage. The ritual is finished with an application of warmed seaweed-based scalp mud, to deeply condition the scalp and soothe the senses. Excellent for tension held in the head and neck.

Treatment Time

55 Minutes

Contra Indications

Fever, contagious diseases, blood clots, kidney conditions or liver conditions, cancer, inflammation, uncontrolled hypertension

Products Required

Magnesium Spa Flakes, Himalayan Spa Salts, 21 Mineral Mist, Heavenly Bath Shower Gel/Pink Salt Everything Wash/Magnesium + Argan Oil Everything Wash, Heavenly Body Lotion/ Pink Salt Everything Balm/ Magnesium + Argan Oil Everything Balm, Pro-Ageing Radiance Cleanser, Pro-Ageing Radiance Toning Mist, Uplifting Stress Relief Massage Oil, Radiance Deep Sea Nourishment, Exquisite Eye + Neck Rejuvenator, Pro-Ageing Day Cream, 6 Oil Super Serum, 3 Seaweed Scalp Mud.

Equipment Required

- Massage bolsters
- Inhalation bowl
- Square salt bolster
- Round salt bolster
- Eye pillow
- 3 compresses
- 2 pairs of mitts
- Damp cotton pads
- Hair towel
- Bowl for Scalp Mud
- Koshi chimes

Feel good. Every day.



100% VEGAN



CRUELTY FREE



HEALTH FIRST
SKINCARE



SPA SELFCARE













SUSTAINABLE
PACKAGING



BRITISH MADE


Peaceful Seas Nurturing Face, Shoulder and Scalp Ritual

Treatment Protocol

No.	Treatment Steps	Additional Resources	Product	Volume
1	Prepare room (see Sea Magik Pro Welcome Ritual)		Himalayan Spa Salts, 21 Mineral Mist	1 cup, 6 spritz
2	Perform *Sea Magik Pro Welcome Ritual		Heavenly Bath Shower Gel/Pink Salt Everything Wash/ Magnesium & Argan Oil Everything Wash	2 pumps
3	Perform *Sea Magik Pro Opening Ritual - Face Up		Heavenly Body Lotion/ Pink Salt Everything Balm/ Magnesium & Argan Oil Everything Balm	1 pump
4	Remove sacral salt cushion			
5	Place head towel			
6	Cleanse eyes and lips		Pro-Ageing Radiance Cleanser	2 pumps
7	Remove with damp cotton pads			
8	Cleanse face and neck		Pro-Ageing Radiance Cleanser	4 pumps
9	Remove with salt soaks warm mits			
10	Spritz toning spray over face and neck		Pro-Ageing Radiance Toning Mist	3 pumps
11	Ask client to breathe out prior to spritz			
12	*Apply a salt soaked steam towel compress over face, neck and décolleté			
13	Apply oil to neck and décolleté		Uplifting Stress Relief Massage Oil	3ml
14	Perform *Sea Magik Pro Neck and Shoulder Massage Sequence - optional Salt Rock Upgrade			
15	Apply 2 pumps of oil over face in gentle effleurage movements		6 Oil Super Serum	2pumps
16	Perform *Sea Magik Pro Phase 1 Pressure Point Facial Massage Sequence			
17	Perform *Sea Magik Pro Lifting Eye Massage Sequence		6 Oil Super Serum	1 pumps
18	Remove shoulder salt cushion			
19	*Apply warmed oil through hairline		6 Oil Super Serum	4ml
20	Perform *Sea Magik Pro Scalp Massage Sequence			
21	*Apply hot compress to the scalp - optional			
22	*Apply warmed conditioning mud mask through scalp - take through hair by request		3 Seaweed Scalp Mud	10ml
23	Wrap hair in hand towel			
24	Apply cream to eye area		Exquisite Eye + Neck Rejuvenator	0.5 pump
25	Apply cream to neck and décolleté		Exquisite Eye + Neck Rejuvenator	1 pumps
26	Apply serum to face		6 Oil Super Serum	1/2 pump
27	Apply moisturiser to face		Radiance Day Cream/ Deep Sea Nourishment	1.5ml

Peaceful Seas Nurturing Face, Shoulder and Scalp Ritual

Treatment Protocol Continued

No.	Treatment Steps	Additional Resources	Product	Volume
28	Perform *Sea Magik Pro Closing Ritual - Face Up		Heavenly Body Lotion/ Pink Salt Everything Balm/ \ Magnesium + Argan Oil Everything Balm	1 pump
29	Unwrap hair and finish			
30	Sea Magik Pro recommendations and aftercare			



Video Training



Written Sequence