

# Ocean Glow Feel Good Facial

## Treatment Protocol

### Treatment Description

Experience the power of the sea with Sea Magik Ocean Glow Feel Good Facial. Featuring results-driven peel-off alginate masks, this seawater-infused facial is designed to leave you feeling uplifted and looking instantly radiant. Combining facial massage techniques with a choice of customised masks, your skin will be given an extra boost of hydration and nourishment for a long-lasting youthful glow. With active ingredients derived from algae and seaweed, this indulgent facial works to reduce wrinkles, refine pores, improve skin elasticity and even out skin tone. Not only will you leave looking rejuvenated but also feeling deeply relaxed after this comforting spa experience. Reclaim your glowing complexion today with Ocean Glow Feel Good Facial.

### Treatment Time

55 Minutes

### Contra Indications

Fever, contagious diseases, blood clots, kidney conditions or liver conditions, cancer, inflammation, uncontrolled hypertension

### Products Required

Magnesium Spa Flakes, Himalayan Spa Salts, 21 Mineral Mist, Heavenly Bath Shower Gel/ Pink Salt Everything Wash/Magnesium + Argan Oil Everything Wash, Heavenly Body Lotion/Pink Salt Everything Balm/ Magnesium + Argan Oil Everything Balm, Pro-Ageing Radiance Cleanser, Pro-Ageing Radiance Toning Mist, Uplifting Stress Relief Massage Oil, Radiance Deep Sea Nourishment, 6 Oil Super Serum, Sea Sand Scrub, Algimud Face Mask/ Peel & Reveal Face Mask/Plantox Face Mask, Exquisite Eye + Neck Rejuvenator, Pro-Ageing Radiance Day Cream.

### Equipment Required

- Massage Bolsters
- Inhalation Bowl
- Square Salt Cushion
- Round Salt Cushion
- Eye Pillow
- 2 Compress's
- 4 pairs of mitts
- Damp cotton pads
- Tissues
- Spatula
- Rubber bowl
- Koshi Chimes

## Feel good. Every day.



100% VEGAN



CRUELTY FREE



HEALTH FIRST  
SKINCARE



SPA SELF CARE
















SUSTAINABLE  
PACKAGING



BRITISH MADE

# Ocean Glow Feel Good Facial

## Treatment Protocol

No.	Treatment Steps	Additional Resources	Product	Volume
1	Prepare room (see Sea Magik Pro Welcome Ritual)		Himalayan Spa Salts, 21 Mineral Mist	1 cup, 6 spritz
2	Perform *Sea Magik Pro Welcome Ritual		Heavenly Bath Shower Gel/Pink Salt Everything Wash/ Magnesium & Argan Oil Everything Wash	2 pumps
3	Consult skin concerns to select appropriate alginate face mask		Select from Algimud, Peel and Reveal, Plantox	
4	Perform *Sea Magik Pro Opening Ritual - Face Up	 	Heavenly Body Lotion/ Pink Salt Everything Balm/ Magnesium & Argan Oil Everything Balm	1 pump
5	Perform extra checks for comfort. Ask client if there is anything that would make them even 5% more comfortable.			
6	Cleanse eyes and lips		Pro-Ageing Radiance Cleanser	2 pumps
7	Remove with damp cotton pads			
8	Cleanse face and neck		Pro-Ageing Radiance Cleanser	4 pumps
9	Remove with salt soaked warm mitts			
10	Spritz toning mist over face and neck (ask client to breathe out prior to spritz)		Pro-Ageing Radiance Toning Mist	3 pumps
11	Check skin for tone, texture and blemishes make notes for aftercare			
12	Apply oil to neck and décolleté		Uplifting Stress Relief Massage Oil	3ml
13	Perform *Sea Magik Pro Neck and Shoulder Massage Sequence	 		
14	Apply nourishing cream over face		Radiance Deep Sea Nourishment	2.5ml
15	Apply 2 pumps of serum over face in gentle effleurage movements		6 Oil Super Serum	2 pumps
16	Perform *Sea Magik Pro Phase 1 Pressure Point Facial Massage Sequence	 		
17	Perform *Sea Magik Pro Phase 2 Sculpting Facial Massage Sequence	 		
18	Remove shoulder and sacral bolster - place back into cabbie			
19	*Apply a salt soaked steam towel compress over face, neck and décolleté			
20	Exfoliate face and neck		Sea Sand Scrub	3ml
21	Remove exfoliator with salt soaked warm mitts		Dead Sea Salt	
22	Spritz toning mist over face and neck (ask client to breathe out prior to spritz)		Pro-Ageing Radiance Toning Mist	
23	Mix appropriate face mask (see pack for instructions)		Algimud Face Mask, Peel and Reveal Face Mask, Plantox Face Mask + Activator	25g + 75ml
24	Apply mask using a spatula over face and neck - see *Sea Magik Alginate Mask Application			
25	Cover eyes with toner soaked cotton pads		21 Mineral Mist	3 pumps
26	Place shoulder salt cushion and cover shoulders			
27	Perform *Sea Magik Pro Scalp Massage Sequence	 		
28	Remove shoulder bolster			




Video Training



Written Sequence

# Ocean Glow Feel Good Facial

Treatment Protocol continued

No.	Treatment Steps	Additional Resources	Product	Volume
29	Remove cotton pads from eyes and peel off face mask			
30	Wipe off excess mask with salt soaked warm mitts			
31	Spritz toning mist over face and neck (ask client to breathe out prior to spritz)		Pro-Ageing Radiance Toning Mist	3 pumps
32	Apply cream to eye area		Exquisite Eye + Neck Rejuvenator	1/2 pump
33	Apply cream to neck and décolleté		Exquisite Eye + Neck Rejuvenator	1/2 pump
34	Apply serum to face		6 Oil Super Serum	1/2 pump
35	Apply moisturiser to face		Pro-Ageing Radiance Day Cream/ Radiance Deep Sea Nourishment	1.5ml
36	Remove head band			
37	Perform *Sea Magik Pro Closing Ritual - Face Up		Heavenly Body Lotion/ Pink Salt Everything Balm/ Magnesium & Argan Oil Everything Balm	1 pump
38	Sea Magik Pro recommendations and aftercare			



Video Training



Written Sequence