

# Sea Salt Foot Repair Ritual

## Treatment Protocol

### Treatment Description

Soften, nourish and relax dry, cracked and aching feet with a sea salt exfoliation and massage ritual to leave skin smooth and feet floating on air.

### Treatment Time

25 Minutes

### Contra Indications

Fever, contagious diseases, blood clots, pregnancy, kidney conditions or liver conditions, cancer, inflammation, uncontrolled hypertension

### Products Required

Himalayan Spa Salts, 21 Mineral Mist, Dead Sea Salts, Heavenly Bath Shower Gel/ Pink Salt Everything Wash/ Magnesium + Argan Oil Everything Wash, Natural Skin Softener, Salt Brushing, Uplifting Stress Relief Massage Oil, Radiance Mud Mask, Sea Magik Pro 6 Oil Super Serum, Heavenly Body Lotion/ Pink Salt Everything Balm/ Magnesium + Argan Oil Everything Balm.

### Equipment Required

- Bowl of warm water
- 2 pairs of wet mitts
- 1 pair of dry mitts
- 1 scrummi wrap towel

**Feel good. Every day.**



100% VEGAN



CRUELTY FREE



HEALTH FIRST  
SKINCARE



SPA SELF CARE






SUSTAINABLE  
PACKAGING



BRITISH MADE

# Sea Salt Foot Repair Ritual

## Treatment Protocol

No.	Treatment Steps	Additional Resources	Product	Volume
1	Prepare room (see Sea Magik Pro Welcome Ritual)		Himalayan Spa Salts, 21 Mineral Mist	1 cup, 4 spritz
2	Perform *Sea Magik Pro Welcome Ritual		Heavenly Bath Shower Gel/Pink Salt Everything Wash/Magnesium + Argan Oil Everything Wash	2 pumps
3	Consult skin concerns to select wash and balm			
4	Soak feet in a bowl of warm water with selected wash		Heavenly Bath Shower Gel/Pink Salt Everything Wash/Magnesium + Argan Oil Everything Wash	2 pumps
5	Cleanse each foot with selected wash and return to bowl		Heavenly Bath Shower Gel/Pink Salt Everything Wash/Magnesium + Argan Oil Everything Wash	1 pump
6	Remove both feet and dry			
7	Exfoliate one foot and leg over bowl		Salt Brushing	5 grams
8	Wet fingertips and tap over salt to dissolve			
9	Remove Salt Brushing with warm mitts			
10	Use a dry mitt/towel to dry the area.			
11	Repeat exfoliation and removal on opposite foot		Salt Brushing	5 grams
12	Massage Natural Skin Softener into the cuticles to soften		Natural Skin Softener	3ml
13	Perform *Sea Magik Pro Foot Massage Sequence - to one foot		Uplifting Stress Relief Massage Oil	2.5ml
14	Apply Mud Mask to the top and sole of foot and wrap using a scrummi towel or warm dry towel.		Radiance Mud Mask	5ml
15	Repeat *Sea Magik Pro Foot Massage Sequence - to opposite foot		Uplifting Stress Relief Massage Oil	2.5ml
16	Apply Mud Mask to the opposite top and sole of foot and wrap using a scrummi towel or warm dry towel.		Radiance Mud Mask	5ml
17	Remove Mud Mask from foot with warm mitts			
18	Use a dry mitt/towel to dry the area			
19	Massage serum into the cuticles		6 Oil Super Serum	2ml
20	Apply body balm to one foot		Heavenly Body Lotion/ Pink Salt Everything Balm/Magnesium + Argan Oil Everything Balm	1 pump
21	Repeat mud removal on opposite foot			
22	Massage serum into the cuticles		6 Oil Super Serum	2ml
23	Apply body balm to opposite foot		Heavenly Body Lotion/ Pink Salt Everything Balm/Magnesium + Argan Oil Everything Balm	1 pump
24	Sea Magik Pro recommendations and aftercare			

