

**Hardware**



*Norwich Cathedral Visitors Centre and Refectory, Norwich, UK*

## Contents

Hardware	5	Spindle 7x7mm and 8x8mm	82
References	7	Spindle f/dummy mounting or pull lever spindle	83
SKG Product certificate	9	Spindle 9x9mm	84
Approved by Holzforschung Austria	10	Split spindle	84
Handing of doors		One way spindle	86
Lever L shape 14mm	14	Single sided spindle	86
Lever U shape 14mm	16	Single sided spindle f/lock case w/split follower	86
Lever Coupe shape	18	Tools	88
Lever L shape 16mm	20	Drilling tools	90
Lever U shape 16mm	22	Screws	92
Lever C shape 16mm	24	Return spring and fixing bush	94
Lever U2 shape 16mm	26	Roses w/ball bearing	96
Lever M shape 16mm	28	Roses f/dummy levers/knobs	98
Lever LF shape 16mm	30	Ø50mm key, blind and budget lock escutcheons	100
Lever UF shape 16mm	32	Oval 30x65mm key and blind escutcheons	102
Lever LF shape 16mm	34	Ø50mm cylinder escutcheons ASSA	104
Lever UF shape 16mm	36	Ø50mm cylinder escutcheons PZ	106
Lever L shape 19mm	38	Ø50mm cylinder escutcheons UNION	108
Lever U shape 19mm	40	Ø50mm cylinder escutcheons KESO/KABA	110
Lever C shape 19mm	42	Safety cylinder escutcheons	112
Lever U2 shape 19mm	44	Ø55mm safety cylinder escutcheons	114
Lever C2 shape 19mm	46	Oval 30x65mm cylinder escutcheons PZ	116
Lever M shape 19mm	48	Oval 30x65mm cylinder escutcheons ASSA	118
Lever LF shape 19mm	50	Oval 30x65mm cylinder escutcheons KESO/KABA	120
Lever UF shape 19mm	52	Thumb turn	122
Lever LF shape 19mm	54	Ø50mm thumb turn – disabled	124
Lever UF shape 19mm	56	Emergency exit dome	126
Lever B shape 19mm	58	Ø50mm toilet indicator	128
Lever FF shape 19mm	60	Ø50mm toilet indicator – disabled	130
Lever FFG shape 19mm	62	Surface toilet indicator set	132
Door lever FFU shape 19mm	64	Flush pull toilet indicator	134
Lever O shape 19mm	66	Flush pull handle round	136
Lever L shape 22mm	68	Flush pull handle oval	138
Lever U shape 22mm	70		
Lever FK shape offset knob	72		
Lever CK shape cylindrical knob	74		
Lever KK shape round knob	76		
Ø130mm knob	78		
Lever extension	80		

<b>Back plates MATRIX SKA standard</b>	<b>139</b>	<b>Back plates MATRIX DIN standard</b>	<b>179</b>
<b>210x60x2mm</b>		<b>210x60x2mm, 210x42x2mm and 170x60x2mm</b>	
Blind	142	Blind	182
W/lever hole	144	W/lever hole	184
Oval cylinder	146	PZ cylinder	186
Round cylinder	148	Keso/kaba cylinder	188
Thumb turn	150	Thumb turn	190
Thumb turn disabled	152	Thumb turn disabled	192
Toilet	154	Toilet	194
		Keyhole	196
<b>210x30x3mm</b>		<b>210x30x2mm</b>	
Blind	156	W/lever hole	198
W/lever hole	158	PZ cylinder	200
Oval cylinder	160	Thumb turn	202
Rococo cylinder	162	Toilet	204
Thumb turn	164		
<b>175x175x2mm</b>		<b>175x175x2mm</b>	
Blind	166	W/lever hole	206
W/lever hole	168	PZ cylinder	208
Round cylinder	172	Thumb turn	210
Thumb turn	174	Thumb turn disabled	212
Thumb turn disabled	176	Toilet	214
Toilet	178	Keyhole	216
		Security rose SKG***	218
		Security backplate SKG***	220
		Security backplate SKG***	222

Bell push	224	Window lever L shape 14mm	296
Square pictograms 175x175mm	226	Window lever U shape 14mm	298
Pictograms	228	Window lever L shape 16mm	300
Futura heavy numerals and letters	230	Window lever U shape 16mm	302
Cabinet pull handle straight Ø10mm	232	Window lever L shape cranked 16mm	304
Knob handle	234	Window lever C shape 16mm	306
Cabinet pull handle	236	Window lever M shape 16mm	308
PZ Cylinder pull handle	238	Window lever FF shape 16mm	310
Pull handle straight Ø14mm	240	Window lever T shape 16mm	312
Pull handle cranked Ø14mm	242	Window lever L shape 16mm CLICK STOP	314
Pull handle straight Ø19mm	244	Window lever U shape 16mm CLICK STOP	316
Pull handle cranked Ø19mm	248	Window lever M shape 16mm CLICK STOP	318
Pull handle straight Ø25mm	250	Window lever C shape 16mm CLICK STOP	320
Pull handle cranked Ø25mm	254	Window lever FF shape 16mm CLICK STOP	322
Pull handle straight Ø32mm	256	Window lever FFG shape 16mm CLICK STOP	324
Pull handle cranked Ø32mm	258	Spindle and reduction bush f/window lever	326
Pull handle straight FF Ø14mm	260	Handrail brackets	328
Pull handle straight FF Ø19mm	262	Hooks	330
Pull handle straight FF Ø25mm	264		
Pull handle straight FF Ø32mm	266		
Heavy straight pull handle Ø20mm	268		
Heavy straight pull handle Ø32mm	270		
Heavy straight pull handle Ø38mm	272		
Circular pull	274		
Pull handle on back plate Ø14mm	276		
Pull handle on back plate Ø19mm	278		
Elbow pull handle Ø16mm	280		
Screws and bolts for pull handles	286		
Screws and bolts for pull handles	288		
Fittings for pull handles	290		
Wall door stop	292		
Floor door stop	294		

## Hardware



*The Royal Danish Playhouse, Copenhagen*

### The room

When entering a room the door lever is the first object you touch. If the object is crude or has an odd unexpected shape, it is bound to taint the user's interpretation of the room's visual qualities.

Conversely, the appearance of a product should make the thought of touching it appealing – without attracting so much attention that the products begins to tire the user's eye after a month or two, which is why the d line door levers, pull handles etc. all are developed under a constant balancing act between the impact of different sensations – those induced by sight, sound and touch.

d line is a simple and functional design but the minimalistic exterior hides advanced technic that ensures the hardware's strength and durability for many years to come.

### The products

The products in d line's hardware series can be used in all areas and are well suited for high traffic areas such as commercial or government buildings due to the ball bearing mechanism in all d line levers and the strength and varied range of products to go with them.

The d line hardware series is a complete range of hardware products from levers, back plates, pull handles, window handles and door stops. Strength, endurance and functionalism play an integral role in our product development and in the overall shape and character of the products. In keeping with the high technical standards of the design phase and an unrelenting dedication to advances in engineering, these qualities continue to raise the bar and thus the d line series to a level of timelessness.



*Boutique GUBI, Copenhagen*

### The material

All accessories are manufactured in marine quality stainless steel. The high humidity level in the bathroom setting necessitates the use of a non-corrosive rust resistant stainless steel. The only steel used in our complete product program is AISI 316, also known as marine quality stainless steel. AISI 316 is one of the strongest and most resilient alloys on the market today.

### Cleaning, care and maintenance

Stainless steel is easy to clean. Washing with soap or a mild detergent and warm water followed by a clean water rinse is usually quite adequate for domestic and architectural equipment. An enhanced appearance will be achieved if the cleaned surface is finally wiped dry. Specific methods of cleaning may apply and if so instructions will be provided.

### Design that endures

From the perspective of design, d line tries to keep it simple!

The d line hardware are quite capable of standing alone with it's light classic design that looks as though the lines were drawn just a few years back, but on the contrary are almost 40 years old.

At d line we ensure that our products live up to highest demands in quality, functionality and simplicity so that we can supplement any other product used in the room at any given time. As said by d lines head designer Knud Holscher:

*"Very simple ironmongery is to architects what buttons are to a shirt; both should support the design and not distract from the overall expression."*

At d line we are proud to offer such a wide selection of not only hardware, but bathroom and sanitary products of the same high d line design quality - products that ensure that the environment, in which they are installed, live up to the demands of tomorrow.



## References



### The Bank

Owner Kroonenberg Group  
 Builder Midreth BV  
 Architect Rijnboutt Architecten  
 Client Intermat Mijdrecht  
 Country Netherlands

The Bank was built between 1926 and 1932 and was the first ABN Bank in Amsterdam. The design of this typical example of solid stateliness was in the hands of architects B.J. and W.B. Ouëndag, as well as the founder of the Amsterdam School of Architecture, H.P. Berlage.



### The Kameha Grand

Interior designer Marcel Wanders  
 Size 19,000 sq.m  
 Architect Karl-Heinz Schommer  
 Client Lifestyle Hospitality & Entertainment Group  
 Country Germany

The Kameha Grand Bonn opened in late autumn 2009; it has 254 rooms, including 62 suites and a flexible partitionable conference or ballroom that can accommodate up to 2,500 guests. The Kameha Grand Bonn has won the prestigious MIPIM Award and the international Real Estate Industry Award. The hotel impressed tradeshow visitors and the jury in the category "Hotels & Touristic Resorts."



### Bella Sky Comwell Copenhagen

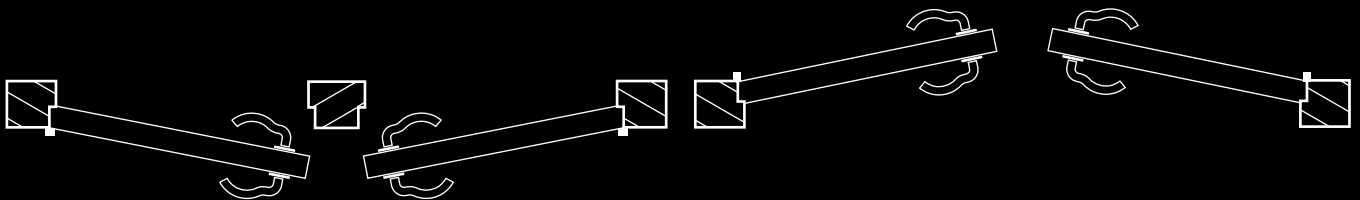

Owner and developer Bella Center  
 Architect 3XN  
 Floor area 42,000 sq.m. (814 rooms / 23 floors)  
 Country Denmark

Bella Sky Comwell is a four star conference hotel, adjacent to Bella Convention & Congress Center in the Ørestad district of Copenhagen. With 814 rooms, it is the largest hotel in Scandinavia. Consisting of two asymmetrical towers, the hotel's form depends on the vantage point. The towers are distinguished by a dynamic and graphic skin of triangular panels, and even from a great distance, the slightly pixelating effect is visible. The lobby merges into the entrance of the Bella Center and causes a twist of the ground floor, lending the hotel a dramatic street presence.





## Handing of doors



Left hand  
opening out

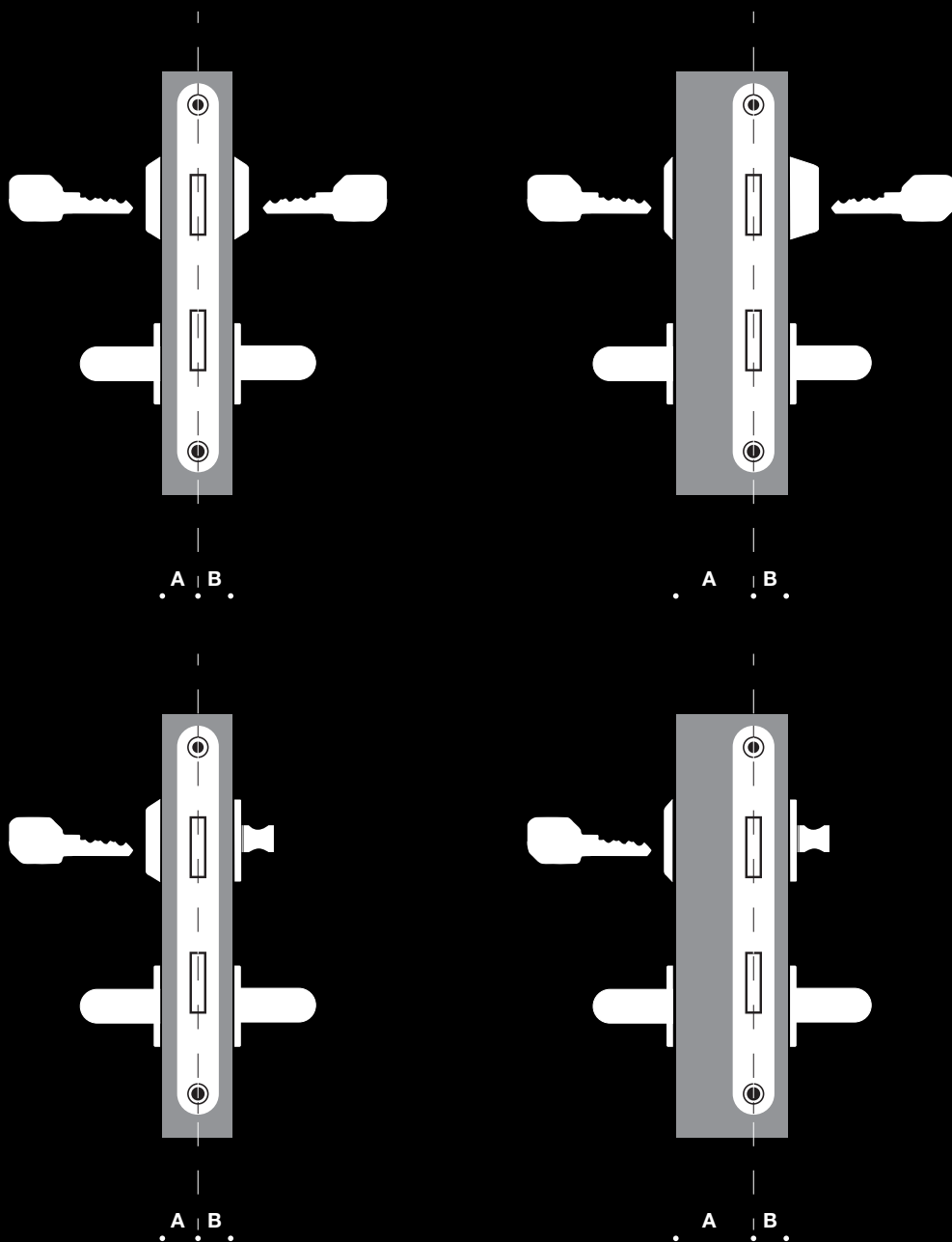
Right hand  
opening in

Left hand  
opening in

Right hand  
opening out

## Measures

Please be aware of the lock case placement and the A and B measurements when ordering safety cylinder escutcheons and thumb turns.

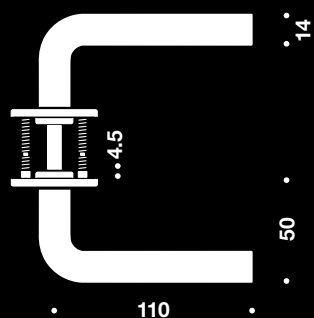




*Lever L shape 14mm*



## Lever L shape 14mm



### Description

Pair 7x7mm, w/snap on cover rose cc30/38mm, 33-59mm

### Item number

14.0456.02.010

Pair 8x8mm, w/solid rose cc30mm, 33-59mm

14.0411.02.010

Pair 8x8mm, w/solid rose cc30mm, 59-85mm

14.0411.02.020

Pair 8x8mm, w/solid rose cc38mm, 33-59mm

14.0412.02.010

Pair 8x8mm, w/solid rose cc38mm, 59-85mm


14.0412.02.020

Pair 8x8mm, w/snap on cover rose cc30/38mm, 33-59mm

14.0416.02.011

Pair 8x8mm, w/snap on cover rose cc30/38mm, 59-85mm

14.0416.02.029



Pair 8x8mm, w/snap on cover rose + threaded lugs cc38mm, 33-59mm

14.0419.02.010

Pair 8x8mm, w/snap on cover rose + threaded lugs cc38mm, 59-85mm

14.0419.02.020

Half set 7x7mm, w/snap on cover rose cc30/38mm

14.0456.02.900

Half set 8x8mm, w/solid rose cc30mm

14.0411.02.900

Half set 8x8mm, w/solid rose cc38mm

14.0412.02.900

Half set 8x8mm, w/snap on cover rose cc30/38mm

14.0416.02.908

Half set 8x8mm, w/snap on cover rose + threaded lugs cc38mm, M4 bush

14.0419.02.901

Half set 8x8mm, w/snap on cover rose + threaded lugs cc38mm, Ø4,5 bush

14.0419.02.902



Half set 7x7mm, w/o rose

14.0450.02.900

Half set 8x8mm, w/o rose

14.0410.02.900

EN1906:2010

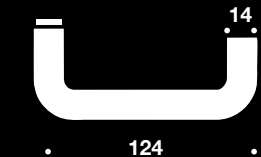
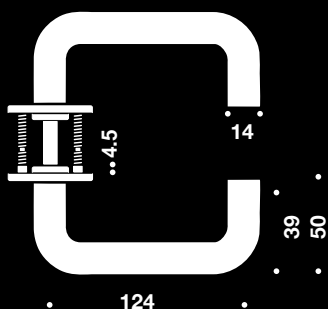


CLASS 4

*Lever U shape 14mm*



## Lever U shape 14mm



### Description

Pair 7x7mm, w/snap on cover rose cc30/38mm, 33-59mm

### Item number

14.0556.02.010

Pair 8x8mm, w/solid rose cc30mm, 33-59mm

14.0511.02.010

Pair 8x8mm, w/solid rose cc30mm, 59-85mm

14.0511.02.020

Pair 8x8mm, w/solid rose cc38mm, 33-59mm

14.0512.02.010

Pair 8x8mm, w/solid rose cc38mm, 59-85mm

14.0512.02.020

Pair 8x8mm, w/snap on cover rose cc30/38mm, 33-59mm

14.0516.02.017

Pair 8x8mm, w/snap on cover rose cc30/38mm, 59-85mm

14.0516.02.025

Pair 8x8mm, w/snap on cover rose + threaded lugs cc38mm, 33-59mm

14.0519.02.010

Pair 8x8mm, w/snap on cover rose + threaded lugs cc38mm, 59-85mm

14.0519.02.020

Half set 7x7mm, w/snap on cover rose cc30/38mm

14.0556.02.900

Half set 8x8mm, w/solid rose cc30mm

14.0511.02.900

Half set 8x8mm, w/solid rose cc38mm

14.0512.02.900

Half set 8x8mm, w/snap on cover rose cc30/38mm

14.0516.02.904

Half set 8x8mm, w/snap on cover rose + threaded lugs cc38mm, M4 bush

14.0519.02.901

Half set 8x8mm, w/snap on cover rose + threaded lugs cc38mm, M4,5 bush

14.0519.02.902

Half set 7x7mm, w/o rose

14.0550.02.900

Half set 8x8mm, w/o rose

14.0510.02.900

EN1906:2010



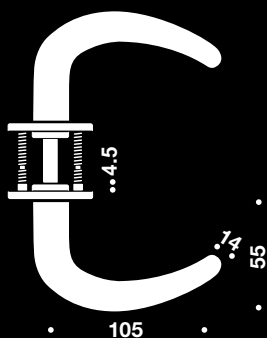
CLASS 4

*Lever Coupe shape*





## Lever Coupe shape



### Description

### Item number

Pair 7x7mm, w/snap on cover rose cc30/38mm, 33-59mm

14.1156.02.010

Pair 8x8mm, solid rose cc30mm, 33-59mm

14.1111.02.010

Pair 8x8mm, solid rose cc30mm, 59-85mm

14.1111.02.020

Pair 8x8mm, solid rose cc38mm, 33-59mm

14.1112.02.010

Pair 8x8mm, solid rose cc38mm, 59-85mm

14.1116.02.010

Pair 8x8mm, w/snap on cover rose cc30/38mm, 33-59mm

14.1116.02.010

Pair 8x8mm, w/snap on cover rose cc30/38mm, 59-85mm

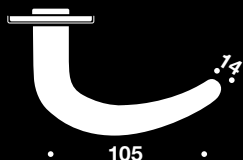
14.1116.02.020

Pair 8x8mm, w/snap on cover rose + threaded lugs cc38mm, 33-59mm

14.1119.02.010

Pair 8x8mm, w/snap on cover rose + threaded lugs cc38mm, 59-85mm

14.1119.02.020



Half set 7x7mm, w/snap on cover rose cc30/38mm

14.1156.02.900

Half set 8x8mm, solid rose cc30mm

14.1111.02.900

Half set 8x8mm, solid rose cc38mm

14.1112.02.900

Half set 8x8mm, w/snap on cover rose cc30/38mm


14.1116.02.900

Half set 8x8mm, w/snap on cover rose + threaded lugs cc38mm, M4 bush

14.1119.02.901

Half set 8x8mm, w/snap on cover rose + threaded lugs cc38mm, M4,5 bush

14.1119.02.902



Half set 7x7mm, w/o rose

14.1150.02.900

Half set, 8x8mm, w/o rose

14.1111.02.010

EN1906:2010

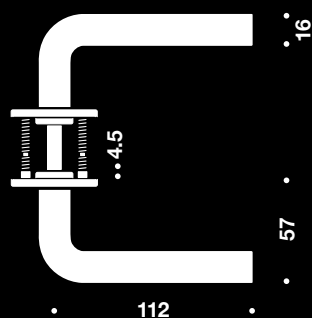


CLASS 4

*Lever L shape 16mm*



## Lever L shape 16mm



### Description

Pair 7x7mm, w/snap on cover rose cc30/38mm, 33-59mm

Pair 7x7mm, w/snap on cover rose cc30/38mm, 59-85mm

Pair 8x8mm, w/solid rose cc30mm, 33-59mm

Pair 8x8mm, w/solid rose cc30mm, 59-85mm

Pair 8x8mm, w/solid rose cc38mm, 33-59mm

Pair 8x8mm, w/solid rose cc38mm, 59-85mm

Pair 8x8mm, w/snap on cover rose cc30/38mm, 33-59mm

Pair 8x8mm, w/snap on cover rose cc30/38mm, 59-85mm

Pair 8x8mm, w/snap on cover rose + threaded lugs cc38mm, 33-59mm

Pair 8x8mm, w/snap on cover rose + threaded lugs cc38mm, 59-85mm

### Item number

14.1056.02.010

14.1056.02.020

14.1011.02.018

14.1011.02.026

14.1012.02.012

14.1012.02.021

14.1016.02.011

14.1016.02.029

14.1019.02.010

14.1019.02.020



Half set 7x7mm, w/snap on cover rose cc30/38mm

Half set 8x8mm, w/solid rose cc30mm

Half set 8x8mm, w/solid rose cc38mm

Half set 8x8mm, w/snap on cover rose cc30/38mm

Half set 8x8mm, w/snap on cover rose + threaded lugs cc38mm, M4 bush

Half set 8x8mm, w/snap on cover rose + threaded lugs cc38mm, M4,5 bush

14.1056.02.900

14.1011.02.900

14.1012.02.900

14.1016.02.908

14.1019.02.901

14.1019.02.902



Half set 7x7mm, w/o rose

Half set 8x8mm, w/o rose

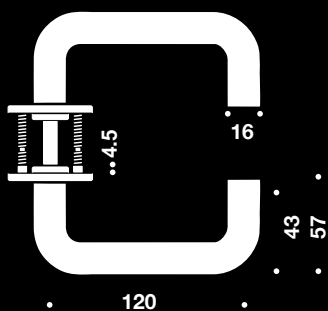
14.1050.02.900

14.1010.02.901

*Lever U shape 16mm*



## Lever U shape 16mm



### Description

Pair 7x7mm, w/snap on cover rose cc30/38mm, 33-59mm

### Item number

14.1256.02.010

Pair 7x7mm, w/snap on cover rose cc30/38mm, 59-85mm

14.1256.02.020

Pair 8x8mm, w/solid rose cc30mm, 33-59mm

14.1211.02.014

Pair 8x8mm, w/solid rose cc30mm, 59-85mm

14.1211.02.020

Pair 8x8mm, w/solid rose cc38mm, 33-59mm

14.1212.02.010

Pair 8x8mm, w/solid rose cc38mm, 59-85mm

14.1212.02.020

Pair 8x8mm, w/snap on cover rose cc30/38mm, 33-59mm

14.1216.02.017

Pair 8x8mm, w/snap on cover rose cc30/38mm, 59-85mm

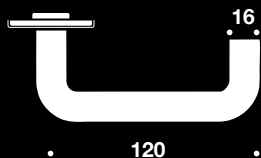
14.1216.02.025

Pair 8x8mm, w/snap on cover rose + threaded lugs cc38mm, 33-59mm

14.1219.02.010

Pair 8x8mm, w/snap on cover rose + threaded lugs cc38mm, 59-85mm

14.1219.02.020



Half set 7x7mm, w/snap on cover rose cc30/38mm

14.1256.02.900

Half set 8x8mm, w/solid rose cc30mm

14.1211.02.900

Half set 8x8mm, w/solid rose cc38mm

14.1212.02.900

Half set 8x8mm, w/snap on cover rose cc30/38mm

14.1216.02.904

Half set 8x8mm, w/snap on cover rose + threaded lugs cc38mm, M4 bush

14.1219.02.901

Half set 8x8mm, w/snap on cover rose + threaded lugs cc38mm, M4,5 bush

14.1219.02.902



Half set 7x7mm, w/o rose

14.1250.02.900

Half set 8x8mm, w/o rose

14.1210.02.907

EN1906:2010



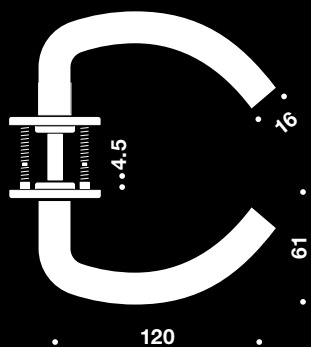
CLASS 4

d line

**Lever C shape 16mm**



## Lever C shape 16mm



### Description

Pair 7x7mm, w/snap on cover rose cc30/38mm, 33-59mm

### Item number

14.2656.02.010

Pair 7x7mm, w/snap on cover rose cc30/38mm, 59-85mm

14.2656.02.020

Pair 8x8mm, w/solid rose cc30mm, 33-59mm

14.2611.02.011

Pair 8x8mm, w/solid rose cc30mm, 59-85mm

14.2611.02.020

Pair 8x8mm, w/solid rose cc38mm, 33-59mm

14.2612.02.010

Pair 8x8mm, w/solid rose cc38mm, 59-85mm

14.2612.02.020

Pair 8x8mm, w/snap on cover rose cc30/38mm, 33-59mm

14.2616.02.010

Pair 8x8mm, w/snap on cover rose cc30/38mm, 59-85mm

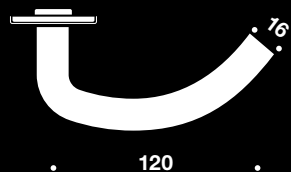
14.2616.02.020

Pair 8x8mm, w/snap on cover rose + threaded lugs cc38mm, 33-59mm

14.2619.02.010

Pair 8x8mm, w/snap on cover rose + threaded lugs cc38mm, 59-85mm

14.2619.02.020



Half set 7x7mm, w/snap on cover rose cc30/38mm

14.2656.02.900

Half set 8x8mm, w/solid rose cc30mm

14.2611.02.900

Half set 8x8mm, w/solid rose cc38mm

14.2612.02.900

Half set 8x8mm, w/snap on cover rose cc30/38mm

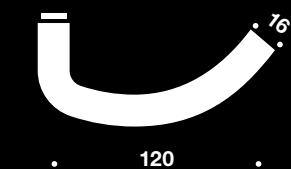
14.2616.02.900

Half set 8x8mm, w/snap on cover rose + threaded lugs cc38mm, M4 bush

14.2619.02.901

Half set 8x8mm, w/snap on cover rose + threaded lugs cc38mm, M4,5 bush

14.2619.02.902



Half set 7x7mm, w/o rose

14.2650.02.900

Half set 8x8mm, w/o rose

14.2610.02.900

EN1906:2010



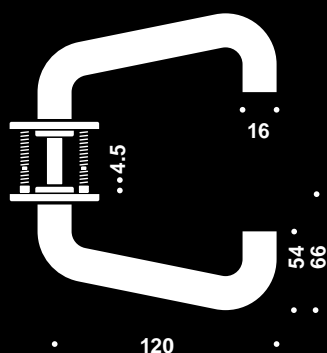
CLASS 4

*Lever U2 shape 16mm*





## Lever U2 shape 16mm



### Description

Pair 7x7mm, w/snap on cover rose cc30/38mm, 33-59mm

Pair 7x7mm, w/snap on cover rose cc30/38mm, 59-85mm

Pair 8x8mm, w/solid rose cc30mm, 33-59mm

Pair 8x8mm, w/solid rose cc30mm, 59-85mm

Pair 8x8mm, w/solid rose cc38mm, 33-59mm

Pair 8x8mm, w/solid rose cc38mm, 59-85mm

Pair 8x8mm, w/snap on cover rose cc30/38mm, 33-59mm

Pair 8x8mm, w/snap on cover rose cc30/38mm, 59-85mm

Pair 8x8mm, w/snap on cover rose + threaded lugs cc38mm, 33-59mm

Pair 8x8mm, w/snap on cover rose + threaded lugs cc38mm, 59-85mm

### Item number

14.0656.02.010

14.0656.02.020

14.0611.02.010

14.0611.02.020

14.0612.02.010

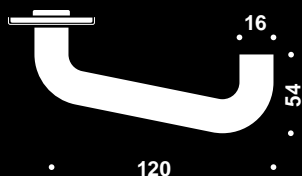
14.0612.02.020

14.0616.02.010

14.0616.02.020

14.0619.02.010

14.0619.02.020



Half set 7x7mm, w/snap on cover rose cc30/38mm

Half set 8x8mm, w/solid rose cc30mm

Half set 8x8mm, w/solid rose cc38mm

Half set 8x8mm, w/snap on cover rose cc30/38mm

Half set 8x8mm, w/snap on cover rose + threaded lugs cc38mm, M4 bush

Half set 8x8mm, w/snap on cover rose + threaded lugs cc38mm, M4,5 bush

14.0656.02.900

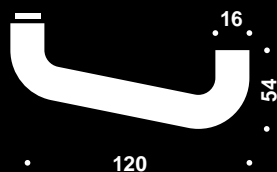
14.0611.02.900

14.0612.02.900

14.0616.02.900

14.0619.02.901

14.0619.02.902



Half set 7x7mm, w/o rose

Half set 8x8mm, w/o rose

14.0650.02.900

14.0610.02.900

EN1906:2010

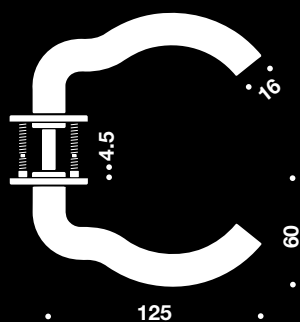


CLASS 4

**Lever M shape 16mm**



## Lever M shape 16mm



### Description

Pair 7x7mm, w/snap on cover rose cc30/38mm, 33-44mm

### Item number

14.1356.02.010

Pair 7x7mm, w/snap on cover rose cc30/38mm, 44-60mm

14.1356.02.020

Pair 8x8mm, w/solid rose cc30mm, 33-44mm

14.1311.02.012

Pair 8x8mm, w/solid rose cc30mm, 44-60mm

14.1311.02.020

Pair 8x8mm, w/solid rose cc38mm, 33-44mm

14.1312.02.010

Pair 8x8mm, w/solid rose cc38mm, 44-60mm

14.1312.02.020

Pair 8x8mm, w/snap on cover rose cc30/38mm, 33-44mm

14.1316.02.015

Pair 8x8mm, w/snap on cover rose cc30/38mm, 44-60mm

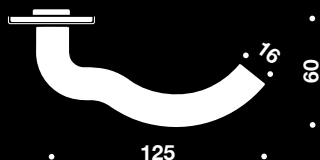
14.1316.02.020

Pair 8x8mm, w/snap on cover rose + threaded lugs cc38mm, 33-44mm

14.1319.02.010

Pair 8x8mm, w/snap on cover rose + threaded lugs cc38mm, 44-60mm

14.1319.02.020



Half set 7x7mm, w/snap on cover rose cc30/38mm

14.1356.02.900

Half set 8x8mm, w/solid rose cc30mm

14.1311.02.900

Half set 8x8mm, w/solid rose cc38mm

14.1312.02.900

Half set 8x8mm, w/snap on cover rose cc30/38mm


14.1316.02.902

Half set 8x8mm, w/snap on cover rose + threaded lugs cc38mm, M4 bush

14.1319.02.901

Half set 8x8mm, w/snap on cover rose + threaded lugs cc38mm, M4,5 bush

14.1319.02.902



Half set 7x7mm, w/o rose

14.1350.02.900

Half set 8x8mm, w/o rose

14.1310.02.905

EN1906:2010

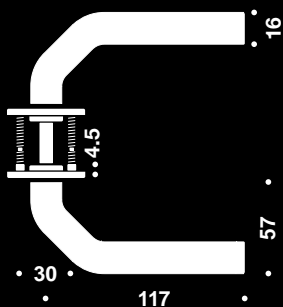


CLASS 4

*Lever LF shape 16mm*



## Lever LF shape 16mm



### Description

Pair 7x7mm, w/snap on cover rose cc30/38mm, 33-41mm

### Item number

14.1556.02.010

Pair 7x7mm, w/snap on cover rose cc30/38mm, 41-49mm

14.1556.02.020

Pair 8x8mm, w/solid rose cc30mm, 33-41mm

14.1511.02.010

Pair 8x8mm, w/solid rose cc30mm, 41-49mm

14.1511.02.020

Pair 8x8mm, w/solid rose cc38mm, 33-41mm

14.1512.02.010

Pair 8x8mm, w/solid rose cc38mm, 41-49mm

14.1512.02.020

Pair 8x8mm, w/snap on cover rose cc30/38mm, 33-41mm

14.1516.02.010

Pair 8x8mm, w/snap on cover rose cc30/38mm, 41-49mm

14.1516.02.020

Pair 8x8mm, w/snap on cover rose + threaded lugs cc38mm, 33-41mm

14.1519.02.010

Pair 8x8mm, w/snap on cover rose + threaded lugs cc38mm, 41-49mm

14.1519.02.020



Half set 7x7mm, w/snap on cover rose cc30/38mm

14.1556.02.900

Half set 8x8mm, w/solid rose cc30mm

14.1511.02.900

Half set 8x8mm, w/solid rose cc38mm

14.1512.02.900

Half set 8x8mm, w/snap on cover rose cc30/38mm


14.1516.02.900

Half set 8x8mm, w/snap on cover rose + threaded lugs cc38mm, M4 bush

14.1519.02.901

Half set 8x8mm, w/snap on cover rose + threaded lugs cc38mm, M4,5 bush

14.1519.02.902



Half set 7x7mm, w/o rose

14.1550.02.900

Half set 8x8mm, w/o rose

14.1510.02.900

EN1906:2010

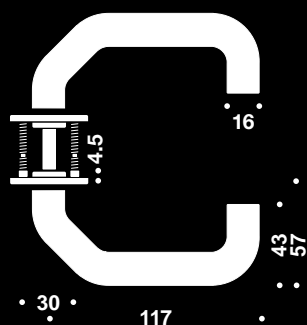


CLASS 4

*Lever UF shape 16mm*



## Lever UF shape 16mm



### Description

Pair 7x7mm, w/snap on cover rose cc30/38mm, 33-41mm

### Item number

14.1456.02.010

Pair 7x7mm, w/snap on cover rose cc30/38mm, 41-49mm

14.1456.02.020

Pair 8x8mm, w/solid rose cc30mm, 33-41mm

14.1411.02.010

Pair 8x8mm, w/solid rose cc30mm, 41-49mm

14.1411.02.020

Pair 8x8mm, w/solid rose cc38mm, 33-41mm

14.1412.02.010

Pair 8x8mm, w/solid rose cc38mm, 41-49mm

14.1412.02.020

Pair 8x8mm, w/snap on cover rose cc30/38mm, 33-41mm

14.1416.02.010

Pair 8x8mm, w/snap on cover rose cc30/38mm, 41-49mm


14.1416.02.020

Pair 8x8mm, w/snap on cover rose + threaded lugs cc38mm, 33-41mm

14.1419.02.010

Pair 8x8mm, w/snap on cover rose + threaded lugs cc38mm, 41-49mm

14.1419.02.020



Half set 7x7mm, w/snap on cover rose cc30/38mm

14.1456.02.900

Half set 8x8mm, w/solid rose cc30mm

14.1411.02.900

Half set 8x8mm, w/solid rose cc38mm

14.1412.02.900

Half set 8x8mm, w/snap on cover rose cc30/38mm

14.1416.02.900

Half set 8x8mm, w/snap on cover rose + threaded lugs cc38mm, M4 bush

14.1419.02.901

Half set 8x8mm, w/snap on cover rose + threaded lugs cc38mm, M4,5 bush

14.1419.02.902



Half set 7x7mm, w/o rose

14.1450.02.900

Half set 8x8mm, w/o rose

14.1410.02.903

EN1906:2010



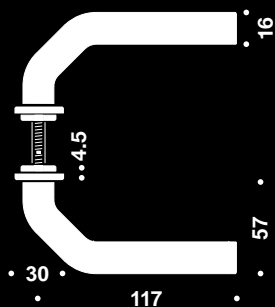
CLASS 4

*Lever LF shape 16mm*





## Lever LF shape 16mm



117

### Description

Pair 7x7mm, w/oval snap on cover rose cc50mm, 33-41mm

Pair 7x7mm, w/oval snap on cover rose cc50mm, 41-49mm

Pair 8x8mm, oval w/solid rose cc50mm, 33-41mm

Pair 8x8mm, oval w/solid rose cc50mm, 41-49mm

Pair 8x8mm, w/oval snap on cover rose cc50mm, 33-41mm

Pair 8x8mm, w/oval snap on cover rose cc50mm, 41-49mm

### Item number

14.1557.02.010


14.1557.02.020

14.1514.02.010

14.1514.02.020

14.1517.02.010

14.1517.02.020



117

Half set 7x7mm, w/oval snap on cover rose cc50mm

14.1557.02.900

Half set 8x8mm, oval w/solid rose cc50mm

14.1514.02.900

Half set 8x8mm, w/oval snap on cover rose cc50mm

14.1517.02.900

EN1906:2010

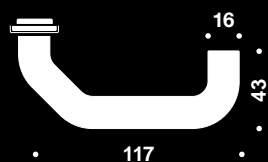
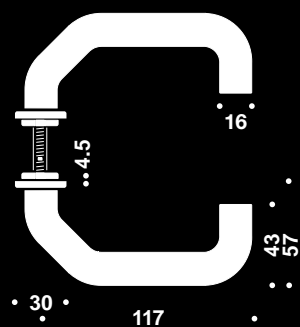


CLASS 4

*Lever UF shape 16mm*



Lever UF shape 16mm



Description

Pair 7x7mm, w/oval snap on cover rose cc50mm, 33-41mm

Pair 7x7mm, w/oval snap on cover rose cc50mm, 41-49mm

Pair 8x8mm, oval w/solid rose cc50mm, 33-41mm

Pair 8x8mm, oval w/solid rose cc50mm, 41-49mm

Pair 8x8mm, w/oval snap on cover rose cc50mm, 33-41mm

Pair 8x8mm, w/oval snap on cover rose cc50mm, 41-49mm

Half set 7x7mm, w/oval snap on cover rose cc50mm

Half set 8x8mm, oval w/solid rose cc50mm

Half set 8x8mm, w/oval snap on cover rose cc50mm

Item number

14.1457.02.010

14.1457.02.020

14.1414.02.010

14.1414.02.020

14.1417.02.018

14.1417.02.026

14.1457.02.900

14.1414.02.900

14.1417.02.900

EN1906:2010

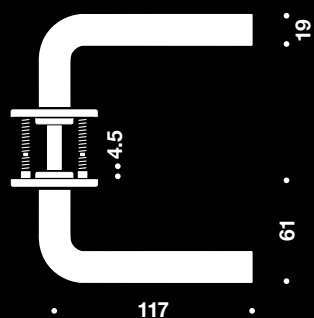


CLASS 4

*Lever L shape 19mm*



## Lever L shape 19mm



### Description

Pair 7x7mm, w/snap on cover rose cc30/38mm, 33-59mm  
 Pair 7x7mm, w/snap on cover rose cc30/38mm, 59-85mm

### Item number

14.1656.02.010  
 14.1656.02.020

Pair 8x8mm, w/solid rose cc30mm, 33-59mm  
 Pair 8x8mm, w/solid rose cc30mm, 59-85mm

14.1611.02.017  
 14.1611.02.025

Pair 8x8mm, w/solid rose cc38mm, 33-59mm  
 Pair 8x8mm, w/solid rose cc38mm, 59-85mm

14.1612.02.010  
 14.1612.02.020

Pair 8x8mm, w/snap on cover rose cc30/38mm, 33-59mm  
 Pair 8x8mm, w/snap on cover rose cc30/38mm, 59-85mm

14.1616.02.010  
 14.1616.02.028

Pair 8x8mm, w/snap on cover rose + threaded lugs cc38mm, 33-59mm  
 Pair 8x8mm, w/snap on cover rose + threaded lugs cc38mm, 59-85mm

14.1619.02.010  
 14.1619.02.020

Pair 9x9mm, w/snap on cover rose cc38mm, 33-59mm  
 Pair 9x9mm, w/snap on cover rose cc38mm, 59-85mm

14.1636.02.017  
 14.1636.02.025



Half set 7x7mm, w/snap on cover rose cc30/38mm

14.1656.02.900

Half set 8x8mm, w/solid rose cc30mm  
 Half set 8x8mm, w/solid rose cc38mm

14.1611.02.900  
 14.1612.02.900

Half set 8x8mm, w/snap on cover rose cc30/38mm

14.1616.02.907

Half set 8x8mm, w/snap on cover rose + threaded lugs cc38mm, M4 bush  
 Half set 8x8mm, w/snap on cover rose + threaded lugs cc38mm, M4,5 bush

14.1619.02.901  
 14.1619.02.902

Half set 9x9mm, w/snap on cover rose cc38mm

14.1636.02.904

Half set 9x9mm, w/snap on cover rose + threaded lugs cc38mm, M4 bush  
 Half set 9x9mm, w/snap on cover rose + threaded lugs cc38mm, M4,5 bush

14.1639.02.901  
 14.1639.02.902



Half set 7x7mm, w/o rose

14.1650.02.900

Half set 8x8mm, w/o rose

14.1610.02.900

Half set 9x9mm, w/o rose

14.1630.02.907

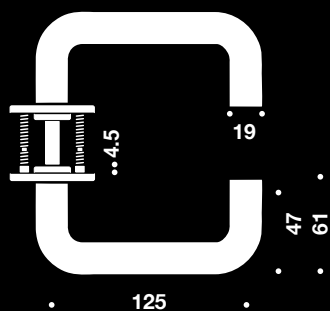


Lever approved  
 for fire doors  
 according to  
 DIN 18273

*Lever U shape 19mm*



## Lever U shape 19mm



### Description

Pair 7x7mm, w/snap on cover rose cc30/38mm, 33-59mm  
 Pair 7x7mm, w/snap on cover rose cc30/38mm, 59-85mm

### Item number

14.1856.02.010  
 14.1856.02.020

Pair 8x8mm, w/solid rose cc30mm, 33-59mm  
 Pair 8x8mm, w/solid rose cc30mm, 59-85mm

14.1811.02.013  
 14.1811.02.021

Pair 8x8mm, w/solid rose cc38mm, 33-59mm  
 Pair 8x8mm, w/solid rose cc38mm, 59-85mm

14.1812.02.010  
 14.1812.02.020

Pair 8x8mm, w/snap on cover rose cc30/38mm, 33-59mm  
 Pair 8x8mm, w/snap on cover rose cc30/38mm, 59-85mm

14.1816.02.016  
 14.1816.02.024

Pair 8x8mm, w/snap on cover rose + threaded lugs cc38mm, 33-59mm  
 Pair 8x8mm, w/snap on cover rose + threaded lugs cc38mm, 59-85mm

14.1819.02.010  
 14.1819.02.020

Pair 9x9mm, w/snap on cover rose cc38mm, 33-59mm  
 Pair 9x9mm, w/snap on cover rose cc38mm, 59-85mm

14.1836.02.013  
 14.1836.02.021



Half set 7x7mm, w/snap on cover rose cc30/38mm

14.1856.02.900

Half set 8x8mm, w/solid rose cc30mm  
 Half set 8x8mm, w/solid rose cc38mm

14.1811.02.900  
 14.1812.02.900

Half set 8x8mm, w/snap on cover rose cc30/38mm

14.1816.02.903

Half set 8x8mm, w/snap on cover rose + threaded lugs cc38mm, M4 bush  
 Half set 8x8mm, w/snap on cover rose + threaded lugs cc38mm, M4,5 bush

14.1819.02.901  
 14.1819.02.902

Half set dummy function, w/snap on cover rose cc30/38mm, M8  
 Half set dummy function, w/snap on cover rose cc30/38mm, bush

14.1850.02.120  
 14.1850.02.140

Half set 9x9mm, w/snap on cover rose cc38mm

14.1836.02.901

Half set 9x9mm, w/snap on cover rose + threaded lugs cc38mm, M4 bush  
 Half set 9x9mm, w/snap on cover rose + threaded lugs cc38mm, M4,5 bush

14.1839.02.901  
 14.1839.02.902



Half set 7x7mm, w/o rose

14.1850.02.900

Half set 8x8mm, w/o rose

14.1810.02.906



Lever approved  
 for fire doors  
 according to  
 DIN 18273



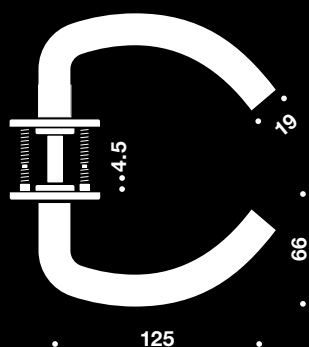
Lever  
 approved  
 for DIN 179

**Lever C shape 19mm**





## Lever C shape 19mm



### Description

Pair 7x7mm, w/snap on cover rose cc30/38mm, 33-59mm  
 Pair 7x7mm, w/snap on cover rose cc30/38mm, 59-85mm

### Item number

14.2356.02.010  
 14.2356.02.020

Pair 8x8mm, w/solid rose cc30mm, 33-59mm  
 Pair 8x8mm, w/solid rose cc30mm, 59-85mm

14.2311.02.010  
 14.2311.02.020

Pair 8x8mm, w/solid rose cc38mm, 33-59mm  
 Pair 8x8mm, w/solid rose cc38mm, 59-85mm

14.2312.02.010  
 14.2312.02.020

Pair 8x8mm, w/snap on cover rose cc30/38mm, 33-59mm  
 Pair 8x8mm, w/snap on cover rose cc30/38mm, 59-85mm

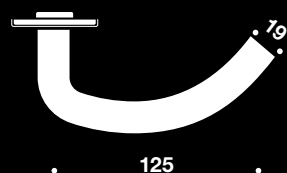
14.2316.02.010  
 14.2316.02.020

Pair 8x8mm, w/snap on cover rose + threaded lugs cc38mm, 33-59mm  
 Pair 8x8mm, w/snap on cover rose + threaded lugs cc38mm, 59-85mm

14.2319.02.010  
 14.2319.02.020

Pair 9x9mm, w/snap on cover rose cc38mm, 33-59mm  
 Pair 9x9mm, w/snap on cover rose cc38mm, 59-85mm

14.2336.02.010  
 14.2336.02.020



Half set 7x7mm, w/snap on cover rose cc30/38mm

14.2356.02.900

Half set 8x8mm, w/solid rose cc30mm  
 Half set 8x8mm, w/solid rose cc38mm

14.2311.02.900  
 14.2312.02.900

Half set 8x8mm, w/snap on cover rose cc30/38mm

14.2316.02.900

Half set 8x8mm, w/snap on cover rose + threaded lugs cc38mm, M4 bush  
 Half set 8x8mm, w/snap on cover rose + threaded lugs cc38mm, M4,5 bush

14.2319.02.901  
 14.2319.02.902

Half set 9x9mm, w/snap on cover rose cc38mm

14.2336.02.900

Half set 9x9mm, w/snap on cover rose + threaded lugs cc38mm, M4 bush  
 Half set 9x9mm, w/snap on cover rose + threaded lugs cc38mm, M4,5 bush

14.2339.02.901  
 14.2339.02.902



Half set 7x7mm, w/o rose

14.2350.02.900

Half set 8x8mm, w/o rose

14.2310.02.900

Half set 9x9mm, w/o rose

14.2330.02.900

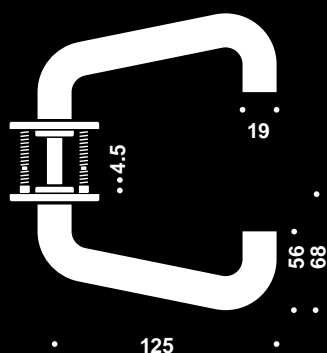


Lever approved  
 for fire doors  
 according to  
 DIN 18273

*Lever U2 shape 19mm*



## Lever U2 shape 19mm



### Description

Pair 7x7mm, w/snap on cover rose cc30/38mm, 33-59mm  
 Pair 7x7mm, w/snap on cover rose cc30/38mm, 59-85mm

### Item number

14.0856.02.010  
 14.0856.02.020

Pair 8x8mm, w/solid rose cc30mm, 33-59mm  
 Pair 8x8mm, w/solid rose cc30mm, 59-85mm

14.0811.02.010  
 14.0811.02.020

Pair 8x8mm, w/solid rose cc38mm, 33-59mm  
 Pair 8x8mm, w/solid rose cc38mm, 59-85mm

14.0812.02.010  
 14.0812.02.020

Pair 8x8mm, w/snap on cover rose cc30/38mm, 33-59mm  
 Pair 8x8mm, w/snap on cover rose cc30/38mm, 59-85mm

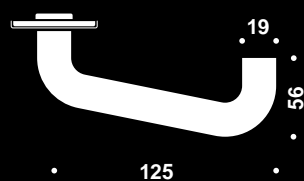
14.0816.02.010  
 14.0816.02.020

Pair 8x8mm, w/snap on cover rose + threaded lugs cc38mm, 33-59mm  
 Pair 8x8mm, w/snap on cover rose + threaded lugs cc38mm, 59-85mm

14.0819.02.010  
 14.0819.02.020

Pair 9x9mm, w/snap on cover rose cc38mm, 33-59mm  
 Pair 9x9mm, w/snap on cover rose cc38mm, 59-85mm

14.0836.02.010  
 14.0836.02.020



Half set 7x7mm, w/snap on cover rose cc30/38mm

14.0856.02.900

Half set 8x8mm, w/solid rose cc30mm  
 Half set 8x8mm, w/solid rose cc38mm

14.0811.02.900  
 14.0812.02.900

Half set 8x8mm, w/snap on cover rose cc30/38mm

14.0816.02.900

Half set 8x8mm, w/snap on cover rose + threaded lugs cc38mm, M4 bush  
 Half set 8x8mm, w/snap on cover rose + threaded lugs cc38mm, M4,5 bush

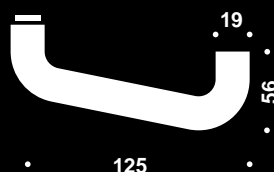
14.0819.02.901  
 14.0819.02.902

Half set 9x9mm, w/snap on cover rose cc38mm

14.0836.02.900

Half set 9x9mm, w/snap on cover rose + threaded lugs cc38mm, M4 bush  
 Half set 9x9mm, w/snap on cover rose + threaded lugs cc38mm, M4,5 bush

14.0839.02.901  
 14.0839.02.902



Half set 7x7mm, w/o rose

14.0850.02.900

Half set 8x8mm, w/o rose

14.0810.02.900

Half set 9x9mm, w/o rose

14.0830.02.900


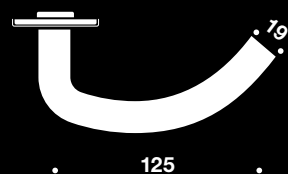
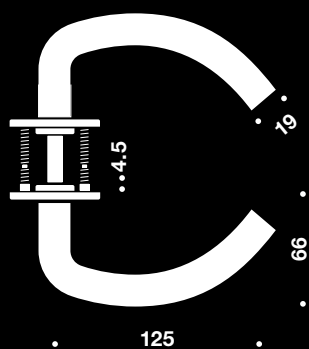


Lever approved  
 for fire doors  
 according to  
 DIN 18273

*Lever C2 shape 19mm*



## Lever C2 shape 19mm



### Description

Pair 7x7mm, w/snap on cover rose cc30/38mm, 33-59mm  
 Pair 7x7mm, w/snap on cover rose cc30/38mm, 59-85mm

Pair 8x8mm, w/solid rose cc30mm, 33-59mm  
 Pair 8x8mm, w/solid rose cc30mm, 59-85mm

Pair 8x8mm, w/solid rose cc38mm, 33-59mm  
 Pair 8x8mm, w/solid rose cc38mm, 59-85mm

Pair 8x8mm, w/snap on cover rose cc30/38mm, 33-59mm  
 Pair 8x8mm, w/snap on cover rose cc30/38mm, 59-85mm

Pair 8x8mm, w/snap on cover rose + threaded lugs cc38mm, 33-59mm  
 Pair 8x8mm, w/snap on cover rose + threaded lugs cc38mm, 59-85mm

Pair 9x9mm, w/snap on cover rose cc38mm, 33-59mm  
 Pair 9x9mm, w/snap on cover rose cc38mm, 59-85mm

Half set 7x7mm, w/snap on cover rose cc30/38mm, R  
 Half set 7x7mm, w/snap on cover rose cc30/38mm, L

Half set 8x8mm, w/solid rose cc30mm, R  
 Half set 8x8mm, w/solid rose cc30mm, L  
 Half set 8x8mm, w/solid rose cc38mm, R  
 Half set 8x8mm, w/solid rose cc38mm, L

Half set 8x8mm, w/snap on cover rose cc30/38mm, R  
 Half set 8x8mm, w/snap on cover rose cc30/38mm, L

Half set 8x8mm, w/snap on cover rose + threaded lugs cc38mm, M4 bush, R  
 Half set 8x8mm, w/snap on cover rose + threaded lugs cc38mm, M4 bush, L  
 Half set 8x8mm, w/snap on cover rose + threaded lugs cc38mm, M4,5 bush, R  
 Half set 8x8mm, w/snap on cover rose + threaded lugs cc38mm, M4,5 bush, L

Half set 9x9mm, w/snap on cover rose cc38mm, R  
 Half set 9x9mm, w/snap on cover rose cc38mm, L

Half set 9x9mm, w/snap on cover rose + threaded lugs cc38mm, M4 bush, R  
 Half set 9x9mm, w/snap on cover rose + threaded lugs cc38mm, M4 bush, L  
 Half set 9x9mm, w/snap on cover rose + threaded lugs cc38mm, M4,5 bush, R  
 Half set 9x9mm, w/snap on cover rose + threaded lugs cc38mm, M4,5 bush, L

Half set 7x7mm, w/o rose, R  
 Half set 7x7mm, w/o rose, L

Half set 8x8mm, w/o rose, R  
 Half set 8x8mm, w/o rose, L

Half set 9x9mm, w/o rose, R  
 Half set 9x9mm, w/o rose, L

### Item number

14.0956.02.010  
 14.0956.02.020

14.0911.02.010  
 14.0911.02.020

14.0912.02.010  
 14.0912.02.020

14.0916.02.010  
 14.0916.02.020

14.0919.02.010  
 14.0919.02.020

14.0936.02.010  
 14.0936.02.020

14.0956.02.920  
 14.0956.02.930

14.0911.02.920  
 14.0911.02.930  
 14.0912.02.920  
 14.0912.02.930

14.0916.02.920  
 14.0916.02.930

14.0919.02.921  
 14.0919.02.931  
 14.0919.02.922  
 14.0919.02.932

14.0936.02.920  
 14.0936.02.930

14.0939.02.921  
 14.0939.02.931  
 14.0939.02.922  
 14.0939.02.932

14.0950.02.920  
 14.0950.02.930

14.0910.02.920  
 14.0910.02.930

14.0930.02.920  
 14.0930.02.930

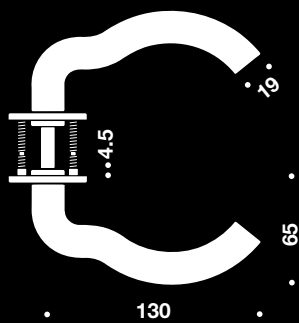


Lever approved  
 for fire doors  
 according to  
 DIN 18273

**Lever M shape 19mm**



## Lever M shape 19mm



### Description

Pair 7x7mm, w/snap on cover rose cc30/38mm, 33-44mm

### Item number

14.1956.02.010

Pair 7x7mm, w/snap on cover rose cc30/38mm, 44,60mm

14.1956.02.020

Pair 8x8mm, w/solid rose cc30mm, 33-44mm

14.1911.02.010

Pair 8x8mm, w/solid rose cc30mm, 44,60mm

14.1911.02.020

Pair 8x8mm, w/solid rose cc38mm, 33-44mm

14.1912.02.010

Pair 8x8mm, w/solid rose cc38mm, 44,60mm

14.1912.02.020

Pair 8x8mm, w/snap on cover rose cc30/38mm, 33-44mm

14.1916.02.014

Pair 8x8mm, w/snap on cover rose cc30/38mm, 44,60mm

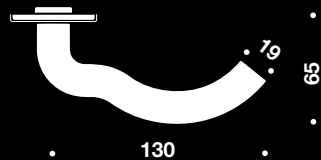
14.1916.02.022

Pair 8x8mm, w/snap on cover rose + threaded lugs cc38mm, 33-44mm

14.1919.02.010

Pair 8x8mm, w/snap on cover rose + threaded lugs cc38mm, 44,60mm

14.1919.02.020



Half set 7x7mm, w/snap on cover rose cc30/38mm

14.1956.02.900

Half set 8x8mm, w/solid rose cc30mm

14.1911.02.900

Half set 8x8mm, w/solid rose cc38mm

14.1912.02.900

Half set 8x8mm, w/snap on cover rose cc30/38mm

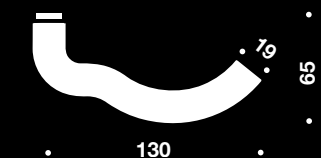
14.1916.02.900

Half set 8x8mm, w/snap on cover rose + threaded lugs cc38mm, M4 bush

14.1919.02.901

Half set 8x8mm, w/snap on cover rose + threaded lugs cc38mm, M4,5 bush

14.1919.02.902



Half set 7x7mm, w/o rose

14.1950.02.900

Half set 8x8mm, w/o rose

14.1910.02.900

EN1906:2010



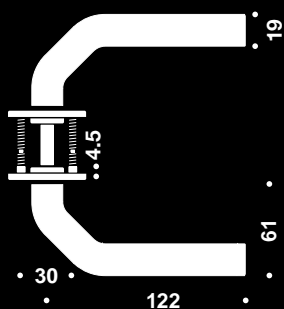
CLASS 4

**Lever LF shape 19mm**





## Lever LF shape 19mm



### Description

Pair 7x7mm, w/snap on cover rose cc30/38mm, 33-44mm  
 Pair 7x7mm, w/snap on cover rose cc30/38mm, 44-52mm

### Item number

14.2156.02.010  
 14.2156.02.020

Pair 8x8mm, w/solid rose cc30mm, 33-44mm  
 Pair 8x8mm, w/solid rose cc30mm, 44-52mm

14.2111.02.010  
 14.2111.02.020

Pair 8x8mm, w/solid rose cc38mm, 33-44mm  
 Pair 8x8mm, w/solid rose cc38mm, 44-52mm

14.2112.02.010  
 14.2112.02.020

Pair 8x8mm, w/snap on cover rose cc30/38mm, 33-44mm  
 Pair 8x8mm, w/snap on cover rose cc30/38mm, 44-52mm

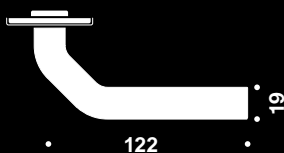
14.2116.02.010  
 14.2116.02.020

Pair 8x8mm, w/snap on cover rose + threaded lugs cc38mm, 33-44mm  
 Pair 8x8mm, w/snap on cover rose + threaded lugs cc38mm, 44-52mm

14.2119.02.010  
 14.2119.02.020

Pair 9x9mm, w/snap on cover rose cc38mm, 33-44mm  
 Pair 9x9mm, w/snap on cover rose cc38mm, 44-52mm

14.2136.02.010  
 14.2136.02.020



Half set 7x7mm, w/snap on cover rose cc30/38mm

14.2156.02.900

Half set 8x8mm, w/solid rose cc30mm  
 Half set 8x8mm, w/solid rose cc38mm

14.2111.02.900  
 14.2112.02.900

Half set 8x8mm, w/snap on cover rose cc30/38mm

14.2116.02.900

Half set 8x8mm, w/snap on cover rose + threaded lugs cc38mm, M4 bush  
 Half set 8x8mm, w/snap on cover rose + threaded lugs cc38mm, M4,5 bush

14.2119.02.901  
 14.2119.02.902

Half set 9x9mm, w/snap on cover rose cc38mm

14.2136.02.900

Half set 9x9mm, w/snap on cover rose + threaded lugs cc38mm, M4 bush  
 Half set 9x9mm, w/snap on cover rose + threaded lugs cc38mm, M4,5 bush

14.2139.02.901  
 14.2139.02.902



Half set 7x7mm, w/o rose

14.2150.02.900

Half set 8x8mm, w/o rose

14.2110.02.900

Half set 9x9mm, w/o rose

14.2130.02.900

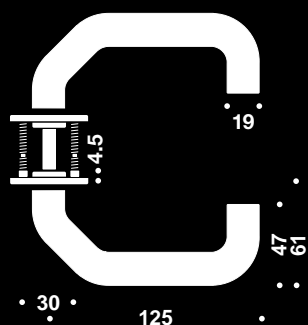


Lever approved  
 for fire doors  
 according to  
 DIN 18273

*Lever UF shape 19mm*



## Lever UF shape 19mm



### Description

Pair 7x7mm, w/snap on cover rose cc30/38mm, 33-44mm  
 Pair 7x7mm, w/snap on cover rose cc30/38mm, 44-52mm

### Item number

14.2056.02.010  
 14.2056.02.020

Pair 8x8mm, w/solid rose cc30mm, 33-44mm  
 Pair 8x8mm, w/solid rose cc30mm, 44-52mm

14.2011.02.010  
 14.2011.02.020

Pair 8x8mm, w/solid rose cc38mm, 33-44mm  
 Pair 8x8mm, w/solid rose cc38mm, 44-52mm

14.2012.02.010  
 14.2012.02.020

Pair 8x8mm, w/snap on cover rose cc30/38mm, 33-44mm  
 Pair 8x8mm, w/snap on cover rose cc30/38mm, 44-52mm

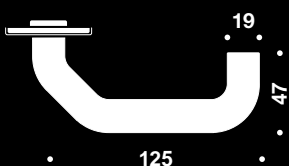
14.2016.02.010  
 14.2016.02.020

Pair 8x8mm, w/snap on cover rose + threaded lugs cc38mm, 33-44mm  
 Pair 8x8mm, w/snap on cover rose + threaded lugs cc38mm, 44-52mm

14.2019.02.010  
 14.2019.02.020

Pair 9x9mm, w/snap on cover rose cc38mm, 33-44mm  
 Pair 9x9mm, w/snap on cover rose cc38mm, 44-52mm

14.2036.02.010  
 14.2036.02.020



Half set 7x7mm, w/snap on cover rose cc30/38mm

14.2056.02.900

Half set 8x8mm, w/solid rose cc30mm  
 Half set 8x8mm, w/solid rose cc38mm

14.2011.02.900  
 14.2012.02.900

Half set 8x8mm, w/snap on cover rose cc30/38mm

14.2016.02.900

Half set 8x8mm, w/snap on cover rose + threaded lugs cc38mm, M4 bush  
 Half set 8x8mm, w/snap on cover rose + threaded lugs cc38mm, M4,5 bush


14.2019.02.901  
 14.2019.02.902

Half set 9x9mm, w/snap on cover rose cc38mm

14.2036.02.900

Half set 9x9mm, w/snap on cover rose + threaded lugs cc38mm, M4 bush  
 Half set 9x9mm, w/snap on cover rose + threaded lugs cc38mm, M4,5 bush

14.2039.02.901  
 14.2039.02.902



Half set 7x7mm, w/o rose

14.2050.02.900

Half set 8x8mm, w/o rose

14.2010.02.908

Half set 9x9mm, w/o rose

14.2030.02.900



Lever approved  
 for fire doors  
 according to  
 DIN 18273

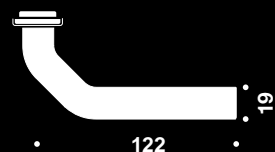
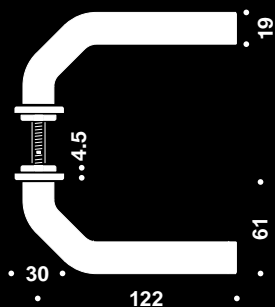


Lever  
 approved  
 for DIN 179

*Lever LF shape 19mm*



## Lever LF shape 19mm



### Description

Pair 7x7mm, w/oval snap on cover rose cc50mm, 33-44mm

Pair 7x7mm, w/ oval snap on cover rose cc50mm, 44-52mm

Pair 8x8mm, oval w/solid rose cc50mm, 33-44mm

Pair 8x8mm, oval w/solid rose cc50mm, 44-52mm

Pair 8x8mm, w/oval snap on cover rose cc50mm, 33-44mm

Pair 8x8mm, w/oval snap on cover rose cc50mm, 44-52mm

Pair 9x9mm, w/oval snap on cover rose cc50mm, 33-44mm

Pair 9x9mm, w/oval snap on cover rose cc50mm, 44-52mm

Half set 7x7mm, w/oval snap on cover rose cc50mm

Half set 8x8mm, oval w/solid rose cc50mm

Half set 8x8mm, w/oval snap on cover rose cc50mm

Half set 9x9mm, w/oval snap on cover rose cc50mm

### Item number

14.2157.02.010

14.2157.02.020

14.2114.02.010

14.2114.02.020

14.2117.02.010

14.2117.02.020

14.2137.02.010

14.2137.02.020

14.2157.02.900

14.2114.02.900

14.2117.02.900

14.2137.02.900

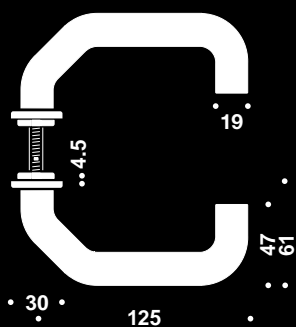


Lever approved  
for fire doors  
according to  
DIN 18273

*Lever UF shape 19mm*



## Lever UF shape 19mm



### Description

Pair 7x7mm, w/oval snap on cover rose cc50mm, 33-44mm

### Item number

14.2057.02.010

Pair 7x7mm, w/ oval snap on cover rose cc50mm, 44-52mm

14.2057.02.020

Pair 8x8mm, oval w/solid rose cc50mm, 33-44mm

14.2014.02.010

Pair 8x8mm, oval w/solid rose cc50mm, 44-52mm

14.2014.02.020

Pair 8x8mm, w/oval snap on cover rose cc50mm, 33-44mm

14.2017.02.012

Pair 8x8mm, w/oval snap on cover rose cc50mm, 44-52mm

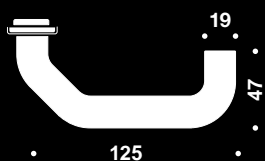
14.2017.02.021

Pair 9x9mm, w/oval snap on cover rose cc50mm, 33-44mm

14.2037.02.010

Pair 9x9mm, w/oval snap on cover rose cc50mm, 44-52mm

14.2037.02.020



Half set 7x7mm, w/oval snap on cover rose cc50mm

14.2057.02.900

Half set 8x8mm, oval w/solid rose cc50mm

14.2014.02.900

Half set 8x8mm, w/oval snap on cover rose cc50mm

14.2017.02.900

Half set 9x9mm, w/oval snap on cover rose cc50mm

14.2037.02.900



Lever approved  
for fire doors  
according to  
DIN 18273



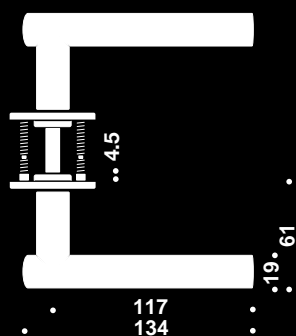
Lever  
approved  
for DIN 179

*Lever B shape 19mm*





## Lever B shape 19mm



### Description

Pair 7x7mm, w/snap on cover rose cc30/38mm, 33-59mm  
 Pair 7x7mm, w/snap on cover rose cc30/38mm, 59-85mm

### Item number

14.2456.02.010  
 14.2456.02.020

Pair 8x8mm, w/solid rose cc30mm, 33-59mm  
 Pair 8x8mm, w/solid rose cc30mm, 59-85mm

14.2411.02.010  
 14.2411.02.020

Pair 8x8mm, w/solid rose cc38mm, 33-59mm  
 Pair 8x8mm, w/solid rose cc38mm, 59-85mm

14.2412.02.010  
 14.2412.02.020

Pair 8x8mm, w/snap on cover rose cc30/38mm, 33-59mm  
 Pair 8x8mm, w/snap on cover rose cc30/38mm, 59-85mm

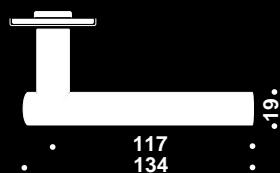
14.2416.02.010  
 14.2416.02.020

Pair 8x8mm, w/snap on cover rose + threaded lugs cc38mm, 33-59mm  
 Pair 8x8mm, w/snap on cover rose + threaded lugs cc38mm, 59-85mm

14.2419.02.010  
 14.2419.02.020

Pair 9x9mm, w/snap on cover rose cc38mm, 33-59mm  
 Pair 9x9mm, w/snap on cover rose cc38mm, 59-85mm

14.2436.02.010  
 14.2436.02.020



Half set 7x7mm, w/snap on cover rose cc30/38mm, R  
 Half set 7x7mm, w/snap on cover rose cc30/38mm, L

14.2456.02.920  
 14.2456.02.930

Half set 8x8mm, w/solid rose cc30mm, R  
 Half set 8x8mm, w/solid rose cc30mm, L  
 Half set 8x8mm, w/solid rose cc38mm, R  
 Half set 8x8mm, w/solid rose cc38mm, L

14.2411.02.920  
 14.2411.02.930  
 14.2412.02.920  
 14.2412.02.930

Half set 8x8mm, w/snap on cover rose cc30/38mm, R  
 Half set 8x8mm, w/snap on cover rose cc30/38mm, L

14.2416.02.920  
 14.2416.02.930

Half set 8x8mm, w/snap on cover rose + threaded lugs cc38mm, M4 bush, R  
 Half set 8x8mm, w/snap on cover rose + threaded lugs cc38mm, M4 bush, L  
 Half set 8x8mm, w/snap on cover rose + threaded lugs cc38mm, M4,5 bush, R  
 Half set 8x8mm, w/snap on cover rose + threaded lugs cc38mm, M4,5 bush, L

14.2419.02.921  
 14.2419.02.931  
 14.2419.02.922  
 14.2419.02.932

Half set 9x9mm, w/snap on cover rose cc38mm, R  
 Half set 9x9mm, w/snap on cover rose cc38mm, L

14.2436.02.920  
 14.2436.02.930

Half set 9x9mm, w/snap on cover rose + threaded lugs cc38mm, M4 bush, R  
 Half set 9x9mm, w/snap on cover rose + threaded lugs cc38mm, M4 bush, L  
 Half set 9x9mm, w/snap on cover rose + threaded lugs cc38mm, M4,5 bush, R  
 Half set 9x9mm, w/snap on cover rose + threaded lugs cc38mm, M4,5 bush, L

14.2439.02.921  
 14.2439.02.931  
 14.2439.02.922  
 14.2439.02.932



Half set 7x7mm, w/o rose, R  
 Half set 7x7mm, w/o rose, L

14.2450.02.920  
 14.2450.02.930

Half set 8x8mm, w/o rose, R  
 Half set 8x8mm, w/o rose, L

14.2410.02.920  
 14.2410.02.930

Half set 9x9mm, w/o rose, R  
 Half set 9x9mm, w/o rose, L

14.2430.02.920  
 14.2430.02.930

EN1906:2010

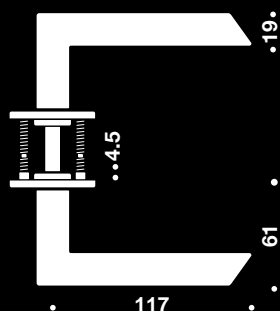


Lever approved  
 for fire doors  
 according to  
 DIN 18273

*Lever FF shape 19mm*



## Lever FF shape 19mm



### Description

Pair 7x7mm, w/snap on cover rose cc30/38mm, 33-59mm  
 Pair 7x7mm, w/snap on cover rose cc30/38mm, 59-85mm

### Item number

14.2556.02.010  
 14.2556.02.020

Pair 8x8mm, w/solid rose cc30mm, 33-59mm  
 Pair 8x8mm, w/solid rose cc30mm, 59-85mm

14.2511.02.010  
 14.2511.02.020

Pair 8x8mm, w/solid rose cc38mm, 33-59mm  
 Pair 8x8mm, w/solid rose cc38mm, 59-85mm

14.2512.02.010  
 14.2512.02.020

Pair 8x8mm, w/snap on cover rose cc30/38mm, 33-59mm  
 Pair 8x8mm, w/snap on cover rose cc30/38mm, 59-85mm

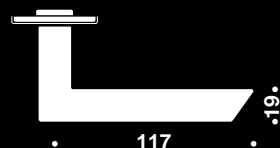
14.2516.02.010  
 14.2516.02.020

Pair 8x8mm, w/snap on cover rose + threaded lugs cc38mm, 33-59mm  
 Pair 8x8mm, w/snap on cover rose + threaded lugs cc38mm, 59-85mm

14.2519.02.010  
 14.2519.02.020

Pair 9x9mm, w/snap on cover rose cc38mm, 33-59mm  
 Pair 9x9mm, w/snap on cover rose cc38mm, 59-85mm

14.2536.02.010  
 14.2536.02.020



Half set 7x7mm, w/snap on cover rose cc30/38mm

14.2556.02.900

Half set 8x8mm, w/solid rose cc30mm  
 Half set 8x8mm, w/solid rose cc38mm

14.2511.02.900  
 14.2512.02.900

Half set 8x8mm, w/snap on cover rose cc30/38mm

14.2516.02.900

Half set 8x8mm, w/snap on cover rose + threaded lugs cc38mm, M4 bush  
 Half set 8x8mm, w/snap on cover rose + threaded lugs cc38mm, M4,5 bush

14.2519.02.901  
 14.2519.02.902

Half set 9x9mm, w/snap on cover rose cc38mm

14.2536.02.900

Half set 9x9mm, w/snap on cover rose + threaded lugs cc38mm, M4 bush  
 Half set 9x9mm, w/snap on cover rose + threaded lugs cc38mm, M4,5 bush

14.2539.02.901  
 14.2539.02.902



Half set 7x7mm, w/o rose

14.2550.02.900

Half set 8x8mm, w/o rose

14.2510.02.900

Half set 9x9mm, w/o rose

14.2530.02.900

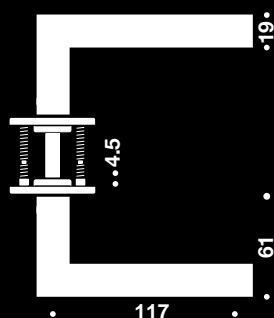


Lever approved  
 for fire doors  
 according to  
 DIN 18273

*Lever FFG shape 19mm*



## Lever FFG shape 19mm



### Description

Pair 7x7mm, w/snap on cover rose cc30/38mm, 33-59mm  
 Pair 7x7mm, w/snap on cover rose cc30/38mm, 59-85mm

Pair 8x8mm, w/solid rose cc30mm, 33-59mm  
 Pair 8x8mm, w/solid rose cc30mm, 59-85mm

Pair 8x8mm, w/solid rose cc38mm, 33-59mm  
 Pair 8x8mm, w/solid rose cc38mm, 59-85mm

Pair 8x8mm, w/snap on cover rose cc30/38mm, 33-59mm  
 Pair 8x8mm, w/snap on cover rose cc30/38mm, 59-85mm

Pair 8x8mm, w/snap on cover rose + threaded lugs cc38mm, 33-59mm  
 Pair 8x8mm, w/snap on cover rose + threaded lugs cc38mm, 59-85mm

Pair 9x9mm, w/snap on cover rose cc38mm, 33-59mm  
 Pair 9x9mm, w/snap on cover rose cc38mm, 59-85mm

Half set 7x7mm, w/snap on cover rose cc30/38mm

Half set 8x8mm, w/solid rose cc30mm  
 Half set 8x8mm, w/solid rose cc38mm

Half set 8x8mm, w/snap on cover rose cc30/38mm

Half set 8x8mm, w/snap on cover rose + threaded lugs cc38mm, M4 bush  
 Half set 8x8mm, w/snap on cover rose + threaded lugs cc38mm, M4,5 bush

Half set 9x9mm, w/snap on cover rose cc38mm

Half set 9x9mm, w/snap on cover rose + threaded lugs cc38mm, M4 bush  
 Half set 9x9mm, w/snap on cover rose + threaded lugs cc38mm, M4,5 bush

Half set 7x7mm, w/o rose

Half set 8x8mm, w/o rose

Half set 9x9mm, w/o rose

### Item number

14.0256.02.010  
 14.0256.02.020

14.0211.02.010  
 14.0211.02.020

14.0212.02.010  
 14.0212.02.020

14.0216.02.010  
 14.0216.02.020

14.0219.02.010  
 14.0219.02.020

14.0236.02.010  
 14.0236.02.020

14.0256.02.900

14.0211.02.900  
 14.0212.02.900

14.0216.02.900

14.0219.02.901  
 14.0219.02.902

14.0236.02.900

14.0239.02.901  
 14.0239.02.902

14.0250.02.900


14.0210.02.900

14.0230.02.900

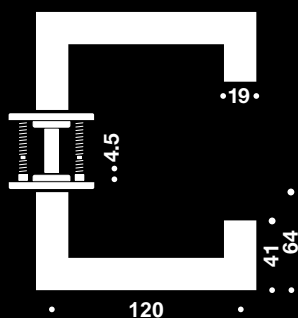


Lever approved  
 for fire doors  
 according to  
 DIN 18273

*Door lever FFU shape 19mm*



## Door lever FFU shape 19mm



### Description

Pair 7x7mm, w/snap on cover rose cc30/38mm, 33-59mm

Pair 7x7mm, w/snap on cover rose cc30/38mm, 59-85mm

Pair 8x8mm, w/solid rose cc30mm, 33-59mm

Pair 8x8mm, w/solid rose cc30mm, 59-85mm

Pair 8x8mm, w/solid rose cc38mm, 33-59mm

Pair 8x8mm, w/solid rose cc38mm, 59-85mm

Pair 8x8mm, w/snap on cover rose cc30/38mm, 33-59mm

Pair 8x8mm, w/snap on cover rose cc30/38mm, 59-85mm

Pair 7x7mm, w/F17S, 33-59mm

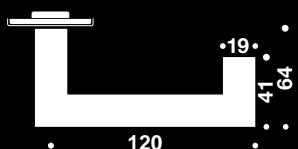
Pair 7x7mm, w/F17S, 59-85mm

Pair 8x8mm, w/F17S, 33-59mm

Pair 8x8mm, w/F17S, 59-85mm

Pair 8x8mm, w/snap on cover rose + threaded lugs cc38mm, 33-59mm

Pair 8x8mm, w/snap on cover rose + threaded lugs cc38mm, 59-85mm



Half set 7x7mm, w/snap on cover rose cc30/38mm

Half set 8x8mm, w/solid rose cc30mm

Half set 8x8mm, w/solid rose cc38mm

Half set 8x8mm, w/snap on cover rose cc30/38mm

Half set 8x8mm, w/snap on cover rose + threaded lugs cc38mm, M4 bush

Half set 8x8mm, w/snap on cover rose + threaded lugs cc38mm, M4,5 bush



Half set 7x7mm, w/o rose

Half set 8x8mm, w/o rose

### Item number

14.0356.02.010

14.0356.02.020

14.0311.02.010

14.0311.02.020

14.0312.02.010

14.0312.02.020

14.0316.02.010

14.0316.02.020

14.0358.02.010

14.0358.02.020

14.0318.02.010

14.0318.02.020

14.0319.02.010

14.0319.02.020

14.0356.02.900

14.0311.02.900

14.0312.02.900

14.0316.02.900

14.0319.02.901

14.0319.02.902

14.0350.02.900

14.0310.02.900



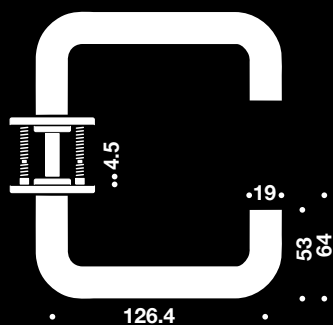
Lever  
approved  
for DIN 179

*Lever O shape 19mm*





## Lever O shape 19mm



### Description

Pair 7x7mm, w/snap on cover rose cc30/38mm, 33-59mm

Pair 7x7mm, w/snap on cover rose cc30/38mm, 59-85mm

Pair 8x8mm, w/solid rose cc30mm, 33-59mm

Pair 8x8mm, w/solid rose cc30mm, 59-85mm

Pair 8x8mm, w/solid rose cc38mm, 33-59mm

Pair 8x8mm, w/solid rose cc38mm, 59-85mm

Pair 8x8mm, w/snap on cover rose cc30/38mm, 33-59mm

Pair 8x8mm, w/snap on cover rose cc30/38mm, 59-85mm

Pair 8x8mm, w/snap on cover rose + threaded lugs cc38mm, 33-59mm

Pair 8x8mm, w/snap on cover rose + threaded lugs cc38mm, 59-85mm

### Item number

14.2756.02.010

14.2756.02.020

14.2711.02.010

14.2711.02.020

14.2712.02.010

14.2712.02.020

14.2716.02.010

14.2716.02.020

14.2719.02.010

14.2719.02.020



Half set 7x7mm, w/snap on cover rose cc30/38mm, R

Half set 7x7mm, w/snap on cover rose cc30/38mm, L

Half set 8x8mm, w/solid rose cc30mm, R

Half set 8x8mm, w/solid rose cc30mm, L

Half set 8x8mm, w/solid rose cc38mm, R

Half set 8x8mm, w/solid rose cc38mm, L

Half set 8x8mm, w/snap on cover rose cc30/38mm, R

Half set 8x8mm, w/snap on cover rose cc30/38mm, L

Half set 8x8mm, w/snap on cover rose + threaded lugs cc38mm, M4 bush, R

Half set 8x8mm, w/snap on cover rose + threaded lugs cc38mm, M4 bush, L

Half set 8x8mm, w/snap on cover rose + threaded lugs cc38mm, M4,5 bush, R

Half set 8x8mm, w/snap on cover rose + threaded lugs cc38mm, M4,5 bush, L

14.2756.02.920

14.2756.02.930

14.2711.02.920

14.2711.02.930

14.2712.02.920

14.2712.02.930

14.2716.02.920

14.2716.02.930

14.2719.02.921

14.2719.02.931

14.2719.02.922

14.2719.02.932



Half set 7x7mm, w/o rose, R

Half set 7x7mm, w/o rose, L

Half set 8x8mm, w/o rose, R

Half set 8x8mm, w/o rose, L

14.2750.02.920

14.2750.02.930

14.2710.02.920

14.2710.02.930

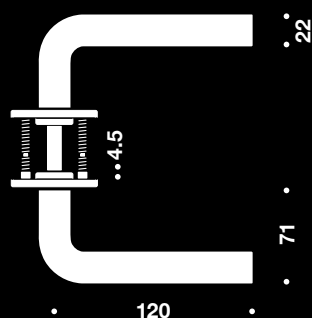


Lever  
approved  
for DIN 179

*Lever L shape 22mm*



## Lever L shape 22mm



### Description

Pair 7x7mm, w/snap on cover rose cc30/38mm, 33-59mm  
 Pair 7x7mm, w/snap on cover rose cc30/38mm, 59-85mm

### Item number

14.0056.02.010  
 14.0056.02.020

Pair 8x8mm, solid rose cc30mm, 33-59mm  
 Pair 8x8mm, solid rose cc30mm, 59-85mm

14.0011.02.010  
 14.0011.02.020

Pair 8x8mm, solid rose cc38mm, 33-59mm  
 Pair 8x8mm, solid rose cc38mm, 59-85mm

14.0012.02.010  
 14.0012.02.020

Pair 8x8mm, w/snap on cover rose cc30/38mm, 33-59mm  
 Pair 8x8mm, w/snap on cover rose cc30/38mm, 59-85mm

14.0016.02.010  
 14.0016.02.020

Pair 8x8mm, w/snap on cover rose + threaded lugs cc38mm, 33-59mm M4  
 Pair 8x8mm, w/snap on cover rose + threaded lugs cc38mm, 59-85mm Ø4,5

14.0019.02.010  
 14.0019.02.020

Pair 9x9mm, w/snap on cover rose cc38mm, 33-59mm M4  
 Pair 9x9mm, w/snap on cover rose cc38mm, 59-85mm Ø4,5

14.0036.02.010  
 14.0036.02.020



Half set 7x7mm, w/snap on cover rose cc30/38mm

14.0056.02.900

Half set 8x8mm, solid rose cc30mm  
 Half set 8x8mm, solid rose cc38mm

14.0011.02.900  
 14.0012.02.900

Half set 8x8mm, w/snap on cover rose cc30/38mm

14.0016.02.900

Half set 8x8mm, w/snap on cover rose + threaded lugs cc38mm, M4 bush  
 Half set 8x8mm, w/snap on cover rose + threaded lugs cc38mm, M4,5 bush

14.0019.02.901  
 14.0019.02.902

Half set 9x9mm, w/snap on cover rose cc38mm

14.0036.02.900

Half set 9x9mm, w/snap on cover rose + threaded lugs cc38mm, M4 bush  
 Half set 9x9mm, w/snap on cover rose + threaded lugs cc38mm, M4,5 bush

14.0039.02.901  
 14.0039.02.902



Half set 7x7mm, w/o rose

14.0050.02.900

Half set 8x8mm, w/o rose

14.0010.02.900

Half set 9x9mm, w/o rose

14.0030.02.900

EN1906:2010

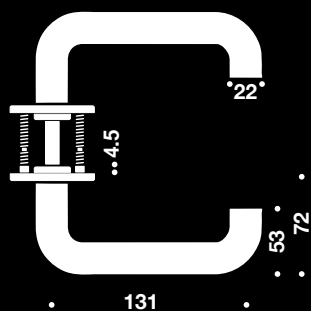


Lever approved  
 for fire doors  
 according to  
 DIN 18273

*Lever U shape 22mm*



## Lever U shape 22mm



### Description

Pair 7x7mm, w/snap on cover rose cc30/38mm, 33-59mm  
 Pair 7x7mm, w/snap on cover rose cc30/38mm, 59-85mm

### Item number

14.0156.02.010  
 14.0156.02.020

Pair 8x8mm, solid rose cc30mm, 33-59mm  
 Pair 8x8mm, solid rose cc30mm, 59-85mm

14.0111.02.010  
 14.0111.02.020

Pair 8x8mm, solid rose cc38mm, 33-59mm  
 Pair 8x8mm, solid rose cc38mm, 59-85mm

14.0112.02.010  
 14.0112.02.020

Pair 8x8mm, w/snap on cover rose cc30/38mm, 33-59mm  
 Pair 8x8mm, w/snap on cover rose cc30/38mm, 59-85mm

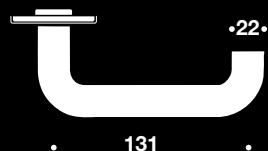
14.0116.02.010  
 14.0116.02.020

Pair 8x8mm, w/snap on cover rose + threaded lugs cc38mm, 33-59mm  
 Pair 8x8mm, w/snap on cover rose + threaded lugs cc38mm, 59-85mm

14.0119.02.010  
 14.0119.02.020

Pair 9x9mm, w/snap on cover rose cc38mm, 33-59mm  
 Pair 9x9mm, w/snap on cover rose cc38mm, 59-85mm

14.0136.02.010  
 14.0136.02.020



Half set 7x7mm, w/snap on cover rose cc30/38mm

14.0156.02.900

Half set 8x8mm, solid rose cc30mm  
 Half set 8x8mm, solid rose cc38mm

14.0111.02.900  
 14.0112.02.900

Half set 8x8mm, w/snap on cover rose cc30/38mm

14.0116.02.900

Half set 8x8mm, w/snap on cover rose + threaded lugs cc38mm, M4 bush  
 Half set 8x8mm, w/snap on cover rose + threaded lugs cc38mm, M4,5 bush

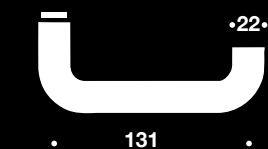
14.0119.02.901  
 14.0119.02.902

Half set 9x9mm, w/snap on cover rose cc38mm

14.0136.02.900

Half set 9x9mm, w/snap on cover rose + threaded lugs cc38mm, M4 bush  
 Half set 9x9mm, w/snap on cover rose + threaded lugs cc38mm, M4,5 bush

14.0139.02.901  
 14.0139.02.902



Half set 7x7mm, w/o rose

14.0150.02.900

Half set 8x8mm, w/o rose

14.0110.02.900

Half set 9x9mm, w/o rose


14.0130.02.900

EN1906:2010

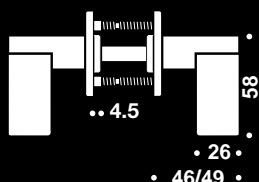


Lever approved  
 for fire doors  
 according to  
 DIN 18273

*Lever FK shape offset knob*



## Lever FK shape offset knob



### Description

Pair 7x7mm, w/snap on cover rose cc30/38mm, 33-49mm  
 Pair 7x7mm, w/snap on cover rose cc30/38mm, 49-65mm

### Item number

14.1756.02.010  
 14.1756.02.020

Pair 8x8mm, w/solid rose cc30mm, 33-49mm  
 Pair 8x8mm, w/solid rose cc30mm, 49-65mm

14.1711.02.010  
 14.1711.02.020

Pair 8x8mm, w/solid rose cc38mm, 33-49mm  
 Pair 8x8mm, w/solid rose cc38mm, 49-65mm

14.1712.02.010  
 14.1712.02.020

Pair 8x8mm, w/snap on cover rose cc30/38mm, 33-49mm  
 Pair 8x8mm, w/snap on cover rose cc30/38mm, 49-65mm

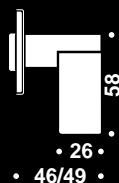
14.1716.02.018  
 14.1716.02.026

Pair 8x8mm, w/snap on cover rose + threaded lugs cc38mm, 33-49mm  
 Pair 8x8mm, w/snap on cover rose + threaded lugs cc38mm, 49-65mm

14.1719.02.010  
 14.1719.02.020

Pair 9x9mm, w/snap on cover rose cc38mm, 33-49mm  
 Pair 9x9mm, w/snap on cover rose cc38mm, 49-65mm

14.1736.02.010  
 14.1736.02.020



Half set 7x7mm, w/snap on cover rose cc30/38mm

14.1756.02.900

Half set 8x8mm, w/solid rose cc30mm  
 Half set 8x8mm, w/solid rose cc38mm

14.1711.02.900  
 14.1712.02.900

Half set 8x8mm, w/snap on cover rose cc30/38mm

14.1716.02.905

Half set 8x8mm, w/snap on cover rose + threaded lugs cc38mm, M4 bush  
 Half set 8x8mm, w/snap on cover rose + threaded lugs cc38mm, M4,5 bush

14.1719.02.901  
 14.1719.02.902

Half set dummy function, w/o rose, M6 (for mounting on dummy back plate or rose)

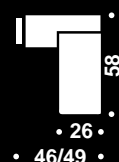
14.1710.02.800

Half set 9x9mm, w/snap on cover rose cc38mm

14.1736.02.900

Half set 9x9mm, w/snap on cover rose + threaded lugs cc38mm, M4 bush  
 Half set 9x9mm, w/snap on cover rose + threaded lugs cc38mm, M4,5 bush

14.1739.02.901  
 14.1739.02.902



Half set 7x7mm, f/use with ball bearing rose

14.1750.02.900

Half set 8x8mm, f/use with ball bearing rose

14.1710.02.908

Half set 9x9mm, f/use with ball bearing rose

14.1730.02.908

Half set 7x7mm, f/use with back plate

14.1750.02.700

Half set 8x8mm, f/use with back plate

14.1710.02.700

Half set 9x9mm, f/use with back plate

14.1730.02.700



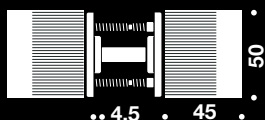
Lever approved  
 for fire doors  
 according to  
 DIN 18273

*Lever CK shape cylindrical knob*





## Lever CK shape cylindrical knob



### Description

Pair 7x7mm, w/snap on cover rose cc30/38mm, 33-64mm

Pair 7x7mm, w/snap on cover rose cc30/38mm, 64-96mm

Pair 8x8mm, w/solid rose cc30mm, 33-64mm

Pair 8x8mm, w/solid rose cc30mm, 64-96mm

Pair 8x8mm, w/solid rose cc38mm, 33-64mm

Pair 8x8mm, w/solid rose cc38mm, 64-96mm

Pair 8x8mm, w/snap on cover rose cc30/38mm, 33-64mm

Pair 8x8mm, w/snap on cover rose cc30/38mm, 64-96mm

Pair 8x8mm, w/snap on cover rose + threaded lugs cc38mm, 33-64mm

Pair 8x8mm, w/snap on cover rose + threaded lugs cc38mm, 64-96mm

### Item number

14.3056.02.010

14.3056.02.020

14.3011.02.010

14.3011.02.020

14.3012.02.010

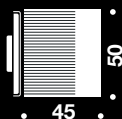
14.3012.02.020

14.3016.02.010

14.3016.02.020

14.3019.02.010

14.3019.02.020

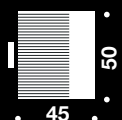


Half set dummy function, w/o rose, M6 (for mounting on dummy back plate or rose)

14.3010.02.800

Pair for glass door, incl. M10 mounting set

14.3040.02.019



Half set 7x7mm, f/use with ball bearing rose

14.3050.02.908

Half set 8x8mm, f/use with ball bearing rose

14.3010.02.900

Half set 7x7mm, f/use with back plate

14.3050.02.700

Half set 8x8mm, f/use with back plate

14.3010.02.700

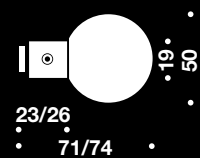
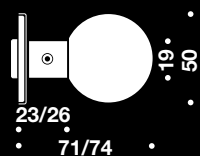
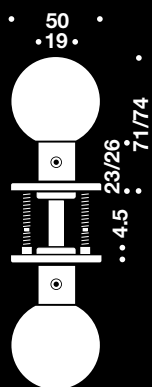
EN1906:2010



*Lever KK shape round knob*



## Lever KK shape round knob



Description	Item number
Pair 7x7mm, w/snap on cover rose cc30/38mm, 33-49mm	14.3156.02.010
Pair 7x7mm, w/snap on cover rose cc30/38mm, 49-65mm	14.3156.02.020
Pair 8x8mm, w/solid rose cc30mm, 33-49mm	14.3111.02.010
Pair 8x8mm, w/solid rose cc30mm, 49-65mm	14.3111.02.020
Pair 8x8mm, w/solid rose cc38mm, 33-49mm	14.3112.02.010
Pair 8x8mm, w/solid rose cc38mm, 49-65mm	14.3112.02.020
Pair 8x8mm, w/snap on cover rose cc30/38mm, 33-49mm	14.3116.02.013
Pair 8x8mm, w/snap on cover rose cc30/38mm, 49-65mm	14.3116.02.021
Pair 8x8mm, w/snap on cover rose + threaded lugs cc38mm, 33-49mm	14.3119.02.010
Pair 8x8mm, w/snap on cover rose + threaded lugs cc38mm, 49-65mm	14.3119.02.020
Pair 9x9mm, w/snap on cover rose cc38mm, 33-49mm	14.3136.02.010
Pair 9x9mm, w/snap on cover rose cc38mm, 49-65mm	14.3136.02.020
Half set 7x7mm, w/snap on cover rose cc30/38mm	14.3156.02.900
Half set 8x8mm, w/solid rose cc30mm	14.3111.02.900
Half set 8x8mm, w/solid rose cc38mm	14.3112.02.900
Half set 8x8mm, w/snap on cover rose cc30/38mm	14.3116.02.901
Half set 8x8mm, w/snap on cover rose + threaded lugs cc38mm, M4 bush	14.3119.02.901
Half set 8x8mm, w/snap on cover rose + threaded lugs cc38mm, M4,5 bush	14.3119.02.902
Half set dummy function, w/o rose, M6 (for mounting on dummy back plate or rose)	14.3110.02.800
Half set 9x9mm, w/snap on cover rose cc38mm	14.3136.02.901
Half set 9x9mm, w/snap on cover rose + threaded lugs cc38mm, M4 bush	14.3139.02.901
Half set 9x9mm, w/snap on cover rose + threaded lugs cc38mm, M4,5 bush	14.3139.02.902
Half set 7x7mm, f/use with ball bearing rose	14.3150.02.900
Half set 8x8mm, f/use with ball bearing rose	14.3110.02.900
Half set 9x9mm, f/use with ball bearing rose	14.3130.02.900
Half set 7x7mm, f/use with back plate	14.3150.02.700
Half set 8x8mm, f/use with back plate	14.3110.02.700
Half set 9x9mm, f/use with back plate	14.3130.02.700

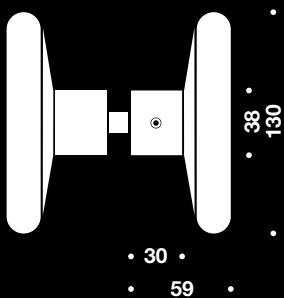


Lever approved  
for fire doors  
according to  
DIN 18273

*Ø130mm knob*



### Ø130mm knob

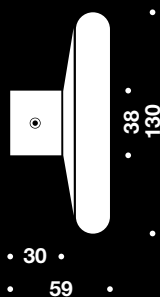


**Description**

Pair for glass door, w/o rose, 0-38mm, incl. mounting set

**Item number**

14.3000.02.010



Half set w/bush for wooden doors


14.3000.02.900

EN1906:2010

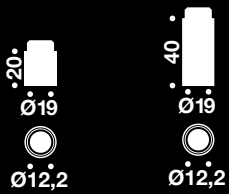


CLASS 4

*Lever extension*



## Lever extension



### Description

Neck extension, Ø19x20mm


Neck extension, Ø19x40mm

### Item number

14.2900.02.020

14.2900.02.040

*Standard and split spindles*





## Spindle 7x7mm and 8x8mm



7

### Description

7x7mm, for lever model L-U-C-B-FF, 33-59mm, 7x7x92mm  
 7x7mm, for lever model L-U-C-B-FF, 59-85mm, 7x7x116mm  
 7x7mm, for lever model L-U-C-B-FF, 85-111mm, 7x7x140mm

### Varenummer

14.2850.92.092  
 14.2850.92.116  
 14.2850.92.140

7x7mm, for lever model M, 33-44mm, 7x7x76mm  
 7x7mm, for lever model M, 44-60mm, 7x7x92mm  
 7x7mm, for lever model M, 60-76mm, 7x7x108mm  
 7x7mm, for lever model M, 76-92mm, 7x7x124mm  
 7x7mm, for lever model M, 92-108mm, 7x7x140mm

14.2850.92.076  
 14.2850.92.092  
 14.2850.92.108  
 14.2850.92.124  
 14.2850.92.140

7x7mm, for knob model CK, 33-64mm, 7x7x108mm  
 7x7mm, for knob model CK, 64-96mm, 7x7x140mm

14.2850.92.108  
 14.2850.92.140

7x7mm, for knob model FK-KK, 33-49mm, 7x7x92mm  
 7x7mm, for knob model FK-KK, 49-65mm, 7x7x108mm  
 7x7mm, for knob model FK-KK, 65-81mm, 7x7x124mm  
 7x7mm, for knob model FK-KK, 81-97mm, 7x7x140mm

14.2850.92.092  
 14.2850.92.108  
 14.2850.92.124  
 14.2850.92.140

7x7mm, for lever model LF-UF, 33-44mm, 7x7x76mm  
 7x7mm, for lever model LF-UF, 44-52mm, 7x7x84mm  
 7x7mm, for lever model LF-UF, 52-60mm, 7x7x92mm  
 7x7mm, for lever model LF-UF, 60-68mm, 7x7x100mm  
 7x7mm, for lever model LF-UF, 68-76mm, 7x7x108mm

14.2850.92.076  
 14.2850.92.084  
 14.2850.92.092  
 14.2850.92.100  
 14.2850.92.108



8

### Description

8x8mm, for lever model L-U-C-B-FF, 33-59mm, 8x8x92mm  
 8x8mm, for lever model L-U-C-B-FF, 59-85mm, 8x8x116mm  
 8x8mm, for lever model L-U-C-B-FF, 85-111mm, 8x8x140mm

### Varenummer

14.2810.92.092  
 14.2810.92.116  
 14.2810.92.140

8x8mm, for lever model M, 33-44mm, 8x8x76mm  
 8x8mm, for lever model M, 44-60mm, 8x8x92mm  
 8x8mm, for lever model M, 60-76mm, 8x8x108mm  
 8x8mm, for lever model M, 76-92mm, 8x8x124mm  
 8x8mm, for lever model M, 92-108mm, 8x8x140mm

14.2810.92.076  
 14.2810.92.092  
 14.2810.92.108  
 14.2810.92.124  
 14.2810.92.140

8x8mm, for knob model CK, 33-64mm, 8x8x108mm  
 8x8mm, for knob model CK, 64-96mm, 8x8x140 mm

14.2810.92.108  
 14.2810.92.140

8x8mm, for knob model FK-KK, 33-49mm, 8x8x92mm  
 8x8mm, for knob model FK-KK, 49-65mm, 8x8x108mm  
 8x8mm, for knob model FK-KK, 65-81mm, 8x8x124mm  
 8x8mm, for knob model FK-KK, 81-97mm, 8x8x140mm

14.2810.92.092  
 14.2810.92.108  
 14.2810.92.124  
 14.2810.92.140

8x8mm, for lever model LF-UF, 33-44mm, 8x8x76mm  
 8x8mm, for lever model LF-UF, 44-52mm, 8x8x84mm  
 8x8mm, for lever model LF-UF, 52-60mm, 8x8x92mm  
 8x8mm, for lever model LF-UF, 60-68mm, 8x8x100mm  
 8x8mm, for lever model LF-UF, 68-76mm, 8x8x108mm

14.2810.92.076  
 14.2810.92.084  
 14.2810.92.092  
 14.2810.92.100  
 14.2810.92.108

## Spindle f/dummy mounting or pull lever spindle

 <p>M8</p>	<p>Description</p> <p>8x8mm, M8, 85mm 8x8mm, M8, 145mm</p>	<p>Item number</p> <p>14.2830.92.801 14.2830.92.115</p>
 <p>M8</p>		
 <p>M6</p>	<p>8x8mm, M6, 85mm 8x8mm, M6, 145mm</p>	<p>14.2840.92.801 14.2840.92.802</p>
 <p>M6</p>		

## Spindle 9x9mm



### Description

9x9mm, for lever model L-U-C-B-FF, 33-59mm, 9x9x92mm  
 9x9mm, for lever model L-U-C-B-FF, 59-85mm, 9x9x116mm  
 9x9mm, for lever model L-U-C-B-FF, 85-111mm, 9x9x140mm

### Item number

14.2830.92.092  
 14.2830.92.116  
 14.2830.92.140

9x9mm, for knob model FK-KK, 33-49mm, 9x9x92mm  
 9x9mm, for knob model FK-KK, 49-65mm, 9x9x108mm  
 9x9mm, for knob model FK-KK, 65-81mm, 9x9x124mm  
 9x9mm, for knob model FK-KK, 81-97mm, 9x9x140mm

14.2830.92.092  
 14.2830.92.108  
 14.2830.92.124  
 14.2830.92.140

9x9mm, for lever model LF-UF, 33-44mm, 9x9x76mm  
 9x9mm, for lever model LF-UF, 44-52mm, 9x9x84mm  
 9x9mm, for lever model LF-UF, 52-60mm, 9x9x92mm  
 9x9mm, for lever model LF-UF, 60-68mm, 9x9x100mm  
 9x9mm, for lever model LF-UF, 68-76mm, 9x9x108mm

14.2830.92.076  
 14.2830.92.084  
 14.2830.92.092  
 14.2830.92.100  
 14.2830.92.108

## Split spindle



### Description

8x8x92mm, for lever model L-U-C-B-FF, 33-59mm  
 8x8x116mm, for lever model L-U-C-B-FF, 59-85mm  
 8x8x140mm, for lever model L-U-C-B-FF, 85-111mm

### Item number

14.2811.92.801  
 14.2811.92.802  
 14.2811.92.803



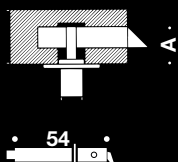
9x9x92mm, for lever model L-U-C-B-FF, 33-59mm  
 9x9x116mm, for lever model L-U-C-B-FF, 59-85mm  
 9x9x140mm, for lever model L-U-C-B-FF, 85-111mm

14.2811.92.901  
 14.2811.92.902  
 14.2811.92.903

*Single sided and one way spindles*



### One way spindle



**Description**

8x8x54mm, A=30-39mm

8x8x63mm, A=39-48mm

8x8x70mm, A=36-45mm

9x9x60mm, A=36-45mm

9x9x65mm, A=41-50mm

9x9x70mm, A=46-55mm

**Item number**

14.2800.92.801

14.2800.92.802

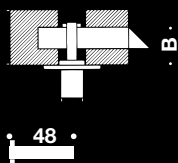
14.2800.92.803

14.2800.92.901

14.2800.92.902

14.2800.92.903

### Single sided spindle



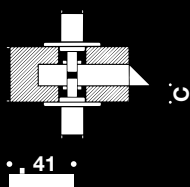
8x8x48mm, B=20-29mm

8x8x55mm, B=27-36mm

14.2805.92.801

14.2805.92.802

### Single sided spindle f/lock case w/split follower



8x8x41mm, C=8-17

9x9x41mm, C=8-17

9x9x50mm, C=17-26

9x9x59mm, C=26-35

9x9x68mm, C=35-44

14.2810.92.801

14.2810.92.901

14.2810.92.902








14.2810.92.903

14.2810.92.904

## Tools



## Tools

Image	Description	Item number
	F/removal of snap on rose	14.2930.02.002
	Torx tool kit, T10, screw driver and bit	14.9767.00.105
	Torx screw driver T10	14.9768.10.008
	F/fixing of ball bearing rose and back plate	14.2935.00.089
	F/fixing of pig nose bolt M8	14.4971.92.006
	F/fixing of pig nose bolt M10/M12	14.4972.92.001
	Construction key	14.9300.15.000

*Drilling tools*





## Drilling tools



**Description**

**Item number**

Ø42mm, f/return spring, f/pre-drilled wooden doors, Ø20-40mm

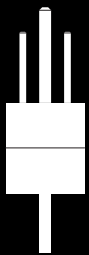
14.2924.00.005

Ø32mm piloted cutter, 8mm drill bit, f/pre-drilled wooden doors Ø25-32mm

14.2926.00.004

Ø25mm piloted cutter, 8mm drill bit, f/pre-drilled wooden doors Ø9-25mm

14.2928.00.003



F/fixing bushes, f/pre-drilled wooden doors, Ø40mm, CC30mm, distance 7-20mm

14.2925.00.107

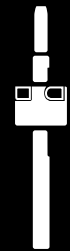
F/fixing bushes, f/pre-drilled wooden doors, Ø40mm, CC30mm, distance 20-40mm

14.2925.00.204



Ø40 mm, f/door preparation of backing rose CC30mm

14.3455.00.007







Ø25mm, f/pre-drilled steel doors, Ø9-25mm

14.2929.00.008

**Screws**



## Screws

	Description	Item number
	Section Bolt, TX10 w/bush, M4x39mm (no section)	14.2961.74.030
	Section Bolt, TX10 w/bush, M4x110mm	14.2961.74.107
	Section Bolt, TX10 w/o bush, M4x39mm (no section)	14.9704.74.040
	Section Bolt, TX10 w/o bush, M4x110mm	14.9704.74.065
	M4x12mm bush	14.9704.74.018
	M4 screws are used for fitting roses, escutcheons and back plates	
	Section Bolt, TX10 w/bush, M5x75mm	14.2962.74.071
	Section Bolt, TX10 w/bush, M5x110mm	14.2962.74.101
	Section Bolt, TX10 w/o bush, M5x75mm	14.2981.74.750
	Section Bolt, TX10 w/o bush, M5x110mm	14.2981.74.990
	M5x12mm bush	14.9704.74.031
	M5 screws are used for fitting security roses and security back plates	
	Self tapping screw 3,5x10mm	14.2951.02.102
	Self tapping screw 3,5x16mm	14.2951.02.161
	Self tapping screw 4,2x10mm	14.2951.02.200
	Self tapping screw 4,2x16mm	14.2951.02.260
	Grub screw f/Ø16mm lever, M5x6,8mm	14.9701.02.016
	Grub screw f/Ø19mm lever, M5x8,3mm	14.9701.02.019

*Return spring and fixing bush*



## Return spring and fixing bush



Description

Fixing bush 4,5mm f/screw fixing, CC30mm

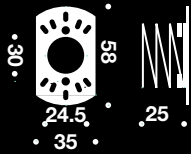
Item number

14.2986.00.006



Lever hole reduction bush to Ø25mm f/ball bearing

14.2990.00.002

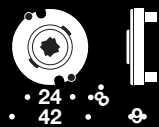


Fixing bush f/metal doors thickness less than 60mm, CC30mm, w/screws M4x10mm

14.2988.00.005

Fixing bush f/metal doors thickness more than 60mm, CC30mm, w/screws M4x10mm

14.2988.00.609



Single action, CC38mm

14.2993.00.014

Double action, CC38mm

14.2992.00.028

*Roses w/ball bearing*



## Roses w/ball bearing

 <p>•30/38• 4.5 ... 3</p>	<p>Description</p> <p>F/levers, solid CC30mm</p> <p>F/levers, solid CC38mm</p>	<p>Item number</p> <p>14.3210.02.154</p> <p>14.3210.02.201</p>
 <p>• 30 • 4.5 ... 4</p>	<p>F/14mm levers, w/snap on cover CC30/38mm</p> <p>F/16mm levers, w/snap on cover CC30/38mm</p> <p>F/19mm levers, w/snap on cover CC30/38mm</p>	<p>14.3216.02.600</p> <p>14.3216.02.607</p> <p>14.3216.02.909</p>
 <p>• 43/50 • • 30 • 6.5 4</p>	<p>F/levers, solid CC43mm</p> <p>F/levers, solid CC50mm</p>	<p>14.3211.02.443</p> <p>14.3211.02.450</p>
 <p>• 43/50 • • 30 • 6.5 4.5</p>	<p>F/14mm levers, w/snap on cover CC43mm</p> <p>F/16mm levers, w/snap on cover CC43mm</p> <p>F/19mm levers, w/snap on cover CC43mm</p> <p>F/14mm levers, w/snap on cover CC50mm</p> <p>F/16mm levers, w/snap on cover CC50mm</p> <p>F/19mm levers, w/snap on cover CC50mm</p>	<p>14.3217.02.336</p> <p>14.3217.02.369</p> <p>14.3217.02.393</p> <p>14.3217.02.433</p> <p>14.3217.02.466</p> <p>14.3217.02.491</p>

*Roses f/dummy levers/knobs*





## Roses f/dummy levers/knobs



### Description

W/hole for dummy knob fixing, w. M4 bushes, w/snap on cover CC38mm

### Item number

14.3258.02.381

W/hole for dummy knob, w/snap on cover CC30/38mm

14.3258.02.900

8x8mm spindle, w/snap on cover CC30/38mm

14.3259.02.900

W/hole f/dummy knob Ø50mm, w/snap on, w/fix spindle CC30mm

14.3258.02.100

W/hole f/dummy knob Ø50mm, w/snap on, w/fix spindle CC38mm

14.3257.02.420



8x8mm spindle, solid CC30mm, L

14.3259.02.101

8x8mm spindle, solid CC30mm, R

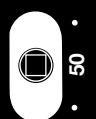
14.3259.02.102

8x8mm spindle, solid CC38mm

14.3259.02.203

•30/38•

4...3



W/hole for dummy knob fixing, w/snap on cover CC50mm

14.3257.02.900

• 30 •

•• 4

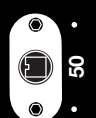


8x8mm spindle, w/snap on cover CC50mm

14.3267.02.900

• 30 •

•• 4

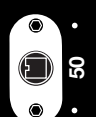


W/hole for dummy knob fixing, solid CC50mm

14.3257.02.400

• 30 •

•• 3



8x8mm spindle, solid CC50mm

14.3267.02.400

• 30 •

•• 3

*Ø50mm key, blind and budget lock escutcheons*



Ø50mm key, blind and budget lock escutcheons



Description  
W/snap on cover CC27/30/38mm

Item number  
14.3235.02.804



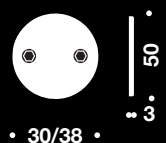
Solid CC27mm  
Solid CC30mm  
Solid CC38mm

14.3230.02.551  
14.3230.02.100  
14.3230.02.208



W/snap on cover CC27/30/38mm, holes M4  
W/snap on cover CC30mm, f/ASSA holes M5

14.3245.02.808  
14.3465.02.100



Solid CC30mm  
Solid CC38mm, holes M4  
Solid CC30mm, f/ASSA holes M5

14.3240.02.104  
14.3240.02.201  
14.3460.02.108



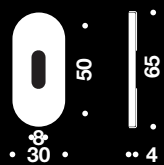
F/use w/budget and other locking/bolting devices

14.3250.02.001

*Oval 30x65mm key and blind escutcheons*

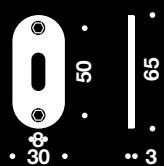


*Oval 30x65mm key and blind escutcheons*



Description  
W/snap on cover CC50mm

Item number  
14.3237.02.401



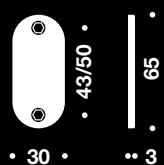
Solid CC50mm

14.3234.02.400



W/snap on cover CC43mm  
W/snap on cover CC50mm


14.3247.02.300  
14.3247.02.408



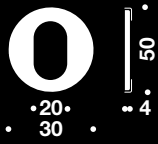
Solid CC43mm  
Solid CC50mm

14.3241.02.300  
14.3241.02.350

*Ø50mm cylinder escutcheons ASSA*

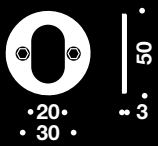


*Ø50mm cylinder escutcheons ASSA*



Description  
W/snap on cover CC30mm

Item number  
14.3436.02.139



Solid CC30mm

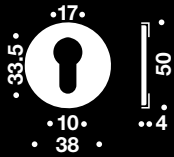
14.3432.02.149

*Ø50mm cylinder escutcheons PZ*



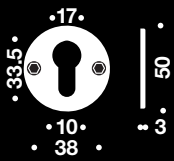


Ø50mm cylinder escutcheons PZ



Description  
W/snap on cover CC38mm

Item number  
14.3435.02.215



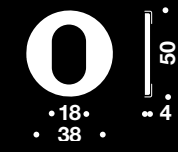
Solid CC38mm

14.3430.02.212

*Ø50mm cylinder escutcheons UNION*

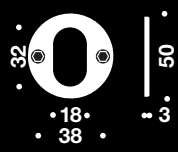


*Ø50mm cylinder escutcheons UNION*



Description  
W/snap on cover CC38mm

Item number  
14.3435.02.223



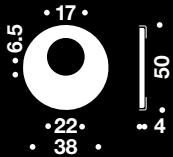
Solid CC38mm

14.3430.02.221

***Ø50mm cylinder escutcheons KESO/KABA***

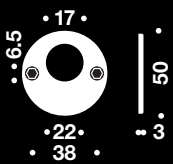


Ø50mm cylinder escutcheons KESO/KABA



Description  
W/snap on cover CC38mm


Item number  
14.3435.02.258



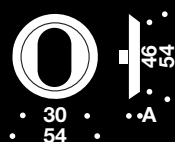
Solid CC38mm

14.3430.02.255

*Safety cylinder escutcheons*



## Safety cylinder escutcheons

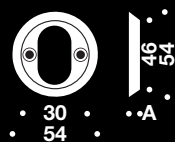


### Description

- F/ASSA, 6mm external
- F/ASSA, 8mm external
- F/ASSA, 11mm external
- F/ASSA, 13mm external
- F/ASSA, 16mm external
- F/ASSA, 18mm external
- F/ASSA, 21mm external

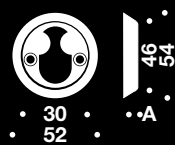
### Item number

- 14.3441.02.067
- 14.3441.02.083
- 14.3441.02.113
- 14.3441.02.130
- 14.3441.02.164
- 14.3441.02.181
- 14.3441.02.211



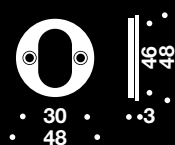
- F/ASSA, 6mm internal
- F/ASSA, 8mm internal
- F/ASSA, 11mm internal
- F/ASSA, 13mm internal
- F/ASSA, 16mm internal
- F/ASSA, 18mm internal
- F/ASSA, 21mm internal

- 14.3451.02.061
- 14.3451.02.087
- 14.3451.02.117
- 14.3451.02.168
- 14.3451.02.184
- 14.3451.02.213
- 14.3451.02.214



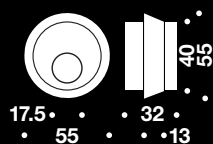
- F/ASSA rokoko, 6mm internal
- F/ASSA rokoko, 8mm internal
- F/ASSA rokoko, 11mm internal
- F/ASSA rokoko, 13mm internal
- F/ASSA rokoko, 16mm internal
- F/ASSA rokoko, 18mm internal
- F/ASSA rokoko, 21mm internal

- 14.3453.02.060
- 14.3453.02.086
- 14.3453.02.116
- 14.3453.02.132
- 14.3453.02.167
- 14.3453.02.183
- 14.3453.02.213



- Backing rose f/back plates
- See drilling tools section for the drilling tool

- 14.9710.00.067



- Security escutcheons and cylindering, 13mm, f/ASSA

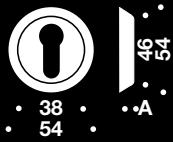
- 14.3438.02.130

*Ø55mm safety cylinder escutcheons*





*Ø55mm safety cylinder escutcheons*

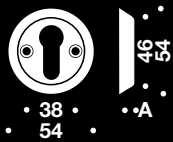


Description

- PZ, 6mm external
- PZ, 8mm external
- PZ, 11mm external
- PZ, 13mm external
- PZ, 16mm external
- PZ, 18mm external

Item number

- 14.3444.02.061
- 14.3444.02.087
- 14.3444.02.117
- 14.3444.02.133
- 14.3444.02.168
- 14.3444.02.184



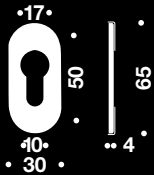
- PZ, 6mm internal
- PZ, 8mm internal

- 14.3454.02.064
- 14.3454.02.081

*Oval 30x65mm cylinder escutcheons PZ*

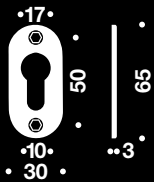


*Oval 30x65mm cylinder escutcheons PZ*



Description  
W/snap on cover CC50mm

Item number  
14.3437.02.419



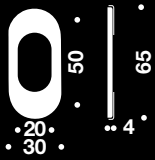
Solid CC50mm

14.3430.02.410

***Oval 30x65mm cylinder escutcheons ASSA***



*Oval 30x65mm cylinder escutcheons ASSA*

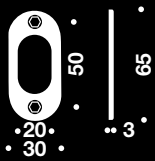


Description

W/snap on cover CC50mm

Item number

14.3437.02.440



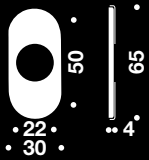
Solid CC50mm

14.3430.02.440

***Oval 30x65mm cylinder escutcheons KESO/KABA***



*Oval 30x65mm cylinder escutcheons KESO/KABA*

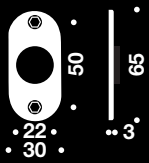


Description

W/snap on cover CC50mm

Item number

14.3437.02.450



Solid CC50mm

14.3430.02.450

*Thumb turn*





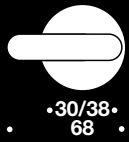
Thumb turn

	Description	Item number
	W/snap on cover, CC30 mm, w/spindle f/ASSA	14.3416.02.160
• 30 •	W/snap on cover, CC38 mm, w/spindle 8x8mm spindle	14.3416.02.280
	W/snap on cover, CC38 mm, w/spindle 6x6mm spindle	14.3416.02.500
• 38 •		
	Solid, CC30 mm, w/spindle f/ASSA	14.3410.02.169
• 30 •	Solid, CC38 mm, w/spindle 8x8mm spindle	14.3410.02.282
• 5.5 •	Solid, CC38 mm, w/spindle 6x6mm spindle	14.3410.02.260
		
• 38 •		
	W/snap on cover, CC50 mm, w/spindle f/ASSA	14.3417.02.460
• 30 •		
	Solid, CC50 mm, w/spindle f/ASSA	14.3413.02.460
• 30 •		

*Ø50mm thumb turn – disabled*



*Ø50mm thumb turn – disabled*



Description

W/snap on cover, CC30mm, w/spindle f/ASSA, RH

W/snap on cover, CC30mm, w/spindle f/ASSA, LH

W/snap on cover, CC38mm, w/spindle 8x8mm spindle

W/snap on cover, CC38mm, w/spindle 6x6mm spindle

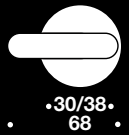
Item number

14.3418.02.150

14.3418.02.160

14.3418.02.280

14.3418.02.500



Solid, CC30mm, w/spindle f/ASSA, RH

Solid, CC30mm, w/spindle f/ASSA, LH

Solid, CC38mm, w/spindle 8x8mm spindle

Solid, CC38mm, w/spindle 6x6mm spindle


14.3411.02.163

14.3411.02.171

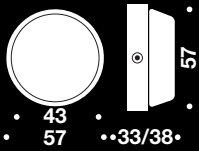
14.3411.02.287

14.3411.02.260

*Emergency exit dome*



*Emergency exit dome*



Description

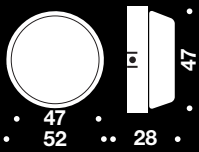
Incl. Glass dome, w/spindle f/ASSA

Item number

14.3420.74.007

Incl. Glass dome, w/spindle f/TrioVing

14.3421.74.000



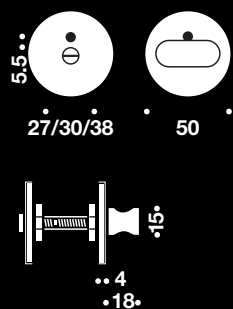
Glass dome for 14.3421 and 14.3420

14.3420.00.003

*Ø50mm toilet indicator*



Ø50mm toilet indicator

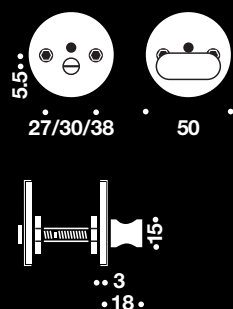


Description

- W/snap on cover, CC27mm, 5mm spindle and 180°, 34-48mm
- W/snap on cover, CC30mm, 5mm spindle and 90°, 34-48mm
- W/snap on cover, CC38mm, 8mm spindle and 90°, 34-48mm
- W/snap on cover, CC38mm, 5mm spindle and 90°, 34-48mm
- W/snap on cover, CC38mm, 6mm spindle and 90°, 34-48mm

Item number

- 14.3475.02.104
- 14.3475.02.155
- 14.3475.02.309
- 14.3475.02.457
- 14.3475.02.503



- Solid, CC27mm, 5mm spindle and 180°, 34-48mm
- Solid, CC30mm, 5mm spindle and 90°, 34-48mm
- Solid, CC38mm, 8mm spindle and 90°, 34-48mm
- Solid, CC38mm, 5mm spindle and 90°, 34-48mm
- Solid, CC38mm, 6mm spindle and 90°, 34-48mm

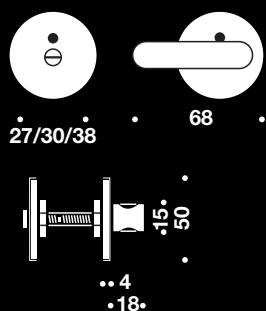
- 14.3470.02.101
- 14.3470.02.152
- 14.3470.02.306
- 14.3470.02.454
- 14.3470.02.501

*Ø50mm toilet indicator – disabled*





*Ø50mm toilet indicator – disabled*

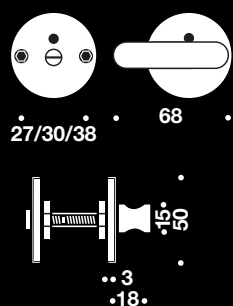


Description

- W/snap on cover, CC27mm, 5mm spindle and 180°, 34-48mm
- W/snap on cover, CC30mm, 5mm spindle and 90°, 34-48mm, RH
- W/snap on cover, CC30mm, 5mm spindle and 90°, 34-48mm, LH
- W/snap on cover, CC38mm, 8mm spindle and 90°, 34-48mm
- W/snap on cover, CC38mm, 5mm spindle and 90°, 34-48mm
- W/snap on cover, CC38mm, 6mm spindle and 90°, 34-48mm

Item number

- 14.3478.02.102
- 14.3478.02.150
- 14.3478.02.160
- 14.3478.02.300
- 14.3478.02.450
- 14.3478.02.500



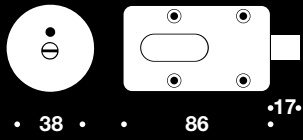
- Solid, CC27mm, 5mm spindle and 180°, 34-48mm
- Solid, CC30mm, 5mm spindle and 90°, 34-48mm, RH
- Solid, CC30mm, 5mm spindle and 90°, 34-48mm, LH
- Solid, CC38mm, 8mm spindle and 90°, 34-48mm
- Solid, CC38mm, 5mm spindle and 90°, 34-48mm
- Solid, CC38mm, 6mm spindle and 90°, 34-48mm

- 14.3471.02.103
- 14.3471.02.157
- 14.3471.02.165
- 14.3471.02.335
- 14.3471.02.450
- 14.3471.02.500

***Surface toilet indicator set***

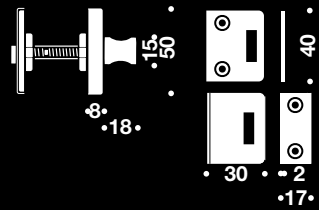


Surface toilet indicator set



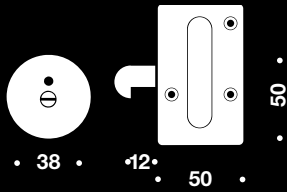
Description  
CC38mm, 18-34mm

Item number  
14.3476.02.028



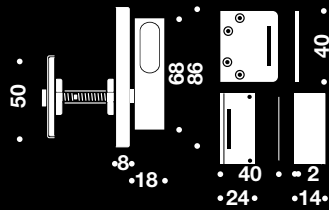
Toilet surface indicator CC38 mm, 8-24mm, 5 mm spindle

14.3476.02.010



Hook lock- disabled, CC38mm, 26-42mm, 5mm spindle, R  
Hook lock- disabled, CC38mm, 26-42mm, 5mm spindle, L

14.3479.02.021  
14.3479.02.030



*Flush pull toilet indicator*



## Flush pull toilet indicator



### Description

Toilet flush pull  $\varnothing 50$  5V90

Toilet flush pull  $\varnothing 50$  6V90

Toilet flush pull  $\varnothing 50$  8L90


### Item number

14.3974.02.095

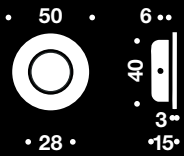
14.3974.02.096

14.3974.02.098

*Flush pull handle round*



*Flush pull handle round*



Description

Ø50mm

Ø80mm

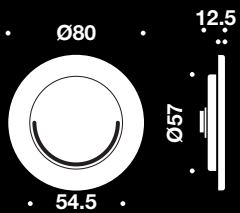
Ø115mm

Item number

14.3900.02.051

14.3900.02.077

14.3900.02.115



Ø80mm, w/hole f/8mm spindle

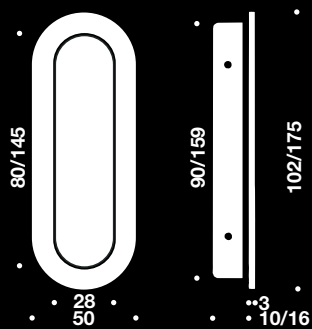
14.3910.02.001

*Flush pull handle oval*



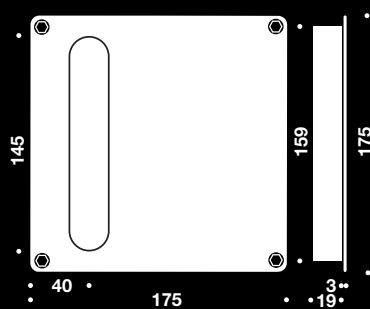


*Flush pull handle oval*



Description  
50x102mm  
58x175mm

Item number  
14.3950.02.105  
14.3950.02.164



58x175 on back plate 175x175mm

14.3970.02.111

## Back plates MATRIX SKA standard

Lever handle placement



Blind



W/lever hole



Oval cylinder



Round cylinder



Rococo cylinder



Thumb turn



Thumb turn disabled



Toilet

210x60x2mm

Page 133

Page 135

Page 137

Page 139

Page 141

Page 143

Page 145

210x30x3mm

Page 147

Page 149

Page 151

Page 153

Page 155

175x175x2mm

Page 157

Page 159

Page 161

Page 163

Page 165

Page 167


Page 169



*Blind*



*Blind*



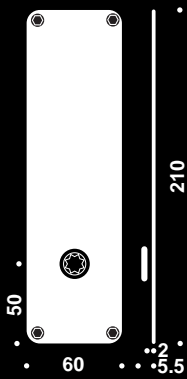
Description  
210x60x2mm

Item number  
14.3701.02.008

*W/lever hole*

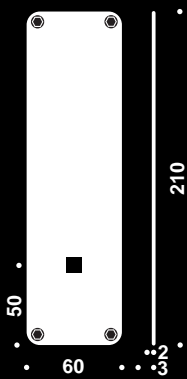


*W/lever hole*



Description  
F/ASSA, 210x60x2mm

Item number  
14.3650.02.011



F/ASSA, 210x60x3mm

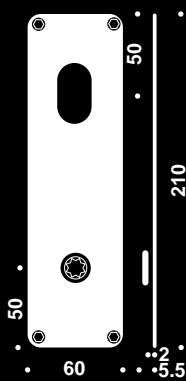
14.3550.02.010

*Oval cylinder*





### Oval cylinder



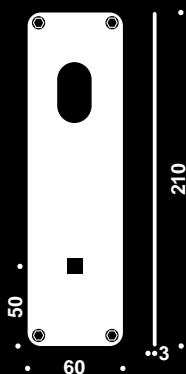
Description  
F/ASSA, 210x60x2mm, X=105mm

Item number  
14.3650.02.097



F/ASSA, 210x60x2mm

14.3650.02.000



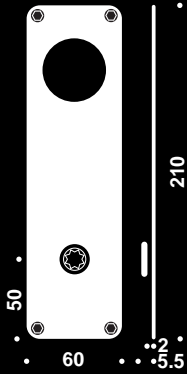
F/ASSA, 210x60x3mm, X=105mm

14.3550.02.285

*Round cylinder*



Round cylinder




Description  
F/ASSA, 210x60x2mm, X=111mm

Item number  
14.3650.02.291



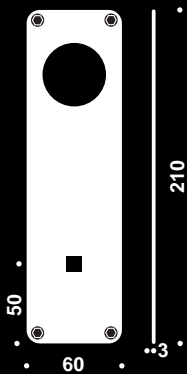
F/ASSA, 210x60x2mm

14.3650.02.280



F/ASSA, 210x60x2mm, X=111mm

14.3650.02.170



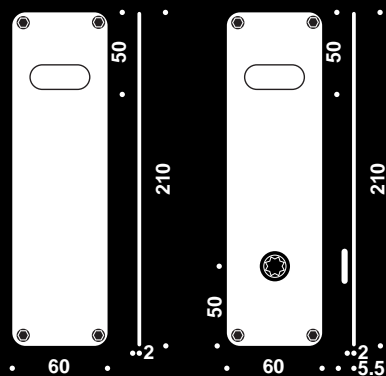
F/ASSA, 210x60x3mm, X=111mm

14.3550.02.290

*Thumb turn*

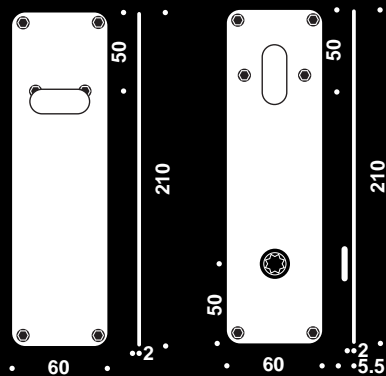


*Thumb turn*



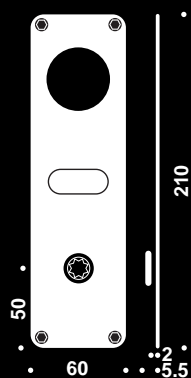
Description  
 F/ASSA, 210x60x2mm, X=105mm  
 W/leverhole, f/ASSA, 210x60x2mm, X=105mm

Item number  
 14.3650.02.100  
 14.3650.02.135



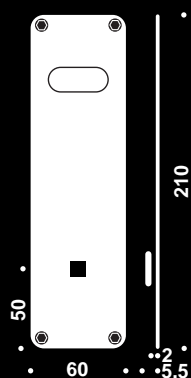
F/ASSA, 210x60x2mm, X=105mm  
 W/leverhole, f/ASSA, 210x60x2mm, X=105mm

14.3650.02.130  
 14.3650.02.125



F/ASSA, 210x60x2mm, X=111

14.3650.02.391



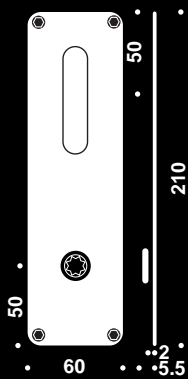
F/ASSA, 210x60x3mm, X=105mm

14.3550.02.130

*Thumb turn disabled*



*Thumb turn disabled*

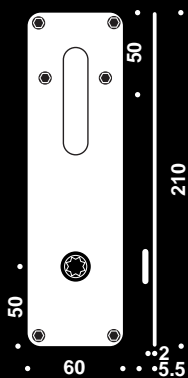


Description

F/ASSA, 210x60x2mm, X=105mm

Item number

14.3650.02.150



F/ASSA, 210x60x2mm, X=105mm, R

14.3650.02.250

F/ASSA, 210x60x2mm, X=105mm, L

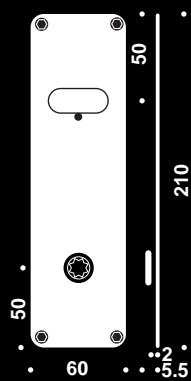
14.3650.02.350

*Toilet*



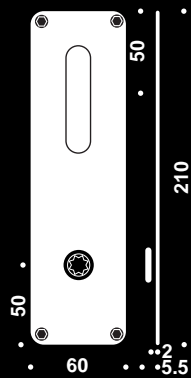


Toilet



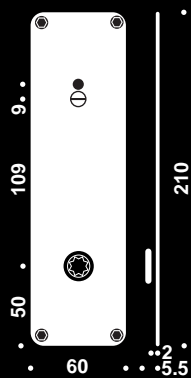
Description  
F/ASSA, 210x60x2mm, X=105mm

Item number  
14.3650.02.453



F/ASSA, 210x60x2mm, X=105mm

14.3650.02.450




F/ASSA, 210x60x2mm, X=105mm

14.3650.02.411

SKA

d line

*Blind*



*Blind*



Description

Internal, f/ASSA, 210x30x3mm

External, f/ASSA, 210x30x3mm

Item number

14.3660.02.015

14.3701.02.200

**SKA**

**d line**

***W/lever hole***



*W/lever hole*



Description  
F/ASSA, 210x30x3mm

Item number  
14.3660.02.023

*Oval cylinder*



## Oval cylinder



### Description

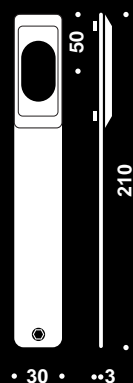
Internal, f/ASSA, 210x30x3mm, X=105  
 Internal, f/ASSA, 210x30x3mm, X=115

### Item number

14.3660.02.097  
 14.3660.02.031

External, f/ASSA, 210x30x3mm, X=115-8mm  
 External, f/ASSA, 210x30x3mm, X=115-12mm  
 External, f/ASSA, 210x30x3mm, X=115-16mm  
 External, f/ASSA, 210x30x3mm, X=115-20mm

14.3662.02.081  
 14.3662.02.120  
 14.3662.02.162  
 14.3662.02.201



Internal, f/ASSA, 210x30x3mm

14.3660.02.058

External, f/ASSA, 210x30x3mm, 8mm  
 External, f/ASSA, 210x30x3mm, 12mm  
 External, f/ASSA, 210x30x3mm, 16mm  
 External, f/ASSA, 210x30x3mm, 20mm

14.3661.02.087  
 14.3661.02.125  
 14.3661.02.168  
 14.3661.02.206



External, f/ASSA, 210x30x3mm, X=0-0mm  
 External, f/ASSA, 210x30x3mm, X=0-8mm  
 External, f/ASSA, 210x30x3mm, X=0-12mm  
 External, f/ASSA, 210x30x3mm, X=0-16mm  
 External, f/ASSA, 210x30x3mm, X=0-20mm

14.3663.02.035  
 14.3663.02.086  
 14.3663.02.124  
 14.3663.02.167  
 14.3663.02.205

*Rococo cylinder*





*Rococo cylinder*




Description

- External, f/ASSA, 210x30x3mm, X=115-8mm
- External, f/ASSA, 210x30x3mm, X=115-12mm
- External, f/ASSA, 210x30x3mm, X=115-16mm
- External, f/ASSA, 210x30x3mm, X=115-20mm

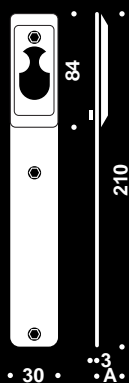
Item number

- 14.3672.02.085
- 14.3672.02.123
- 14.3672.02.166
- 14.3672.02.204



- External, f/ASSA, 210x30x3mm, X=0-8mm
- External, f/ASSA, 210x30x3mm, X=0-12mm
- External, f/ASSA, 210x30x3mm, X=0-16mm
- External, f/ASSA, 210x30x3mm, X=0-20mm

- 14.3671.02.081
- 14.3671.02.129
- 14.3671.02.161
- 14.3671.02.200




- Internal, f/ASSA, 210x30x3mm, X=115-8mm
- Internal, f/ASSA, 210x30x3mm, X=115-12mm
- Internal, f/ASSA, 210x30x3mm, X=115-16mm
- Internal, f/ASSA, 210x30x3mm, X=115-20mm

- 14.3673.02.080
- 14.3673.02.128
- 14.3673.02.161
- 14.3673.02.209

*Thumb turn*

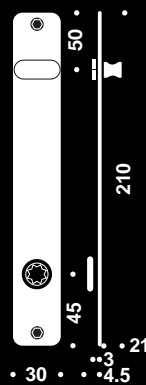


### Thumb turn



Description  
F/ASSA, 210x30x3mm


Item number  
14.3660.02.066



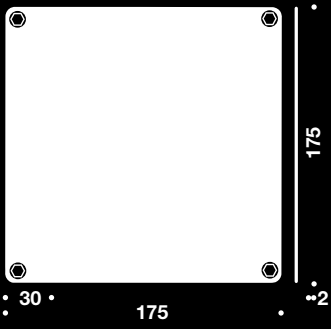
F/ASSA, 210x30x3mm, X=105  
F/ASSA, 210x30x3mm, X=115

14.3660.02.135  
14.3660.02.040

*Blind*



*Blind*



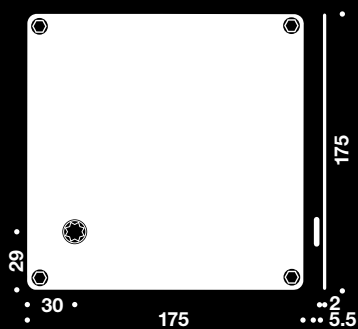
Description  
175x175x2mm

Item number  
14.3776.02.006

*W/lever hole*

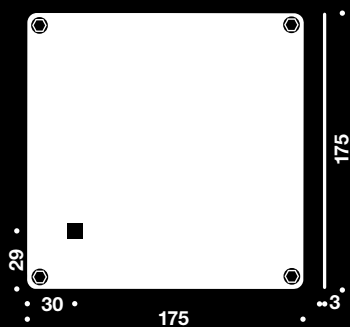


W/lever hole



Description  
L, f/ASSA, 175x175x2mm  
R, f/ASSA, 175x175x2mm

Item number  
14.3675.02.038  
14.3675.02.020



L, f/ASSA, 175x175x3mm  
R, f/ASSA, 175x175x3mm

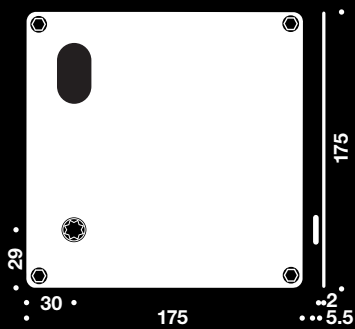
14.3575.02.038  
14.3575.02.020

*Oval cylinder*





## Oval cylinder

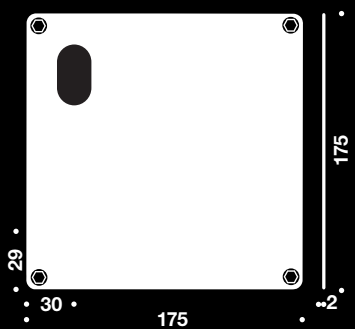


**Description**

L, f/ASSA, 175x175x2mm, X=105  
 R, f/ASSA, 175x175x2mm, X=105

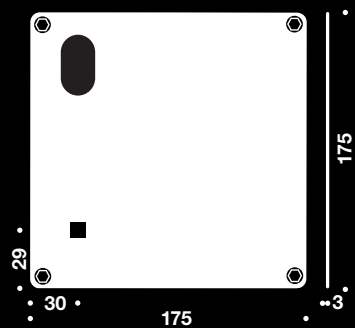
**Item number**

14.3675.02.119  
 14.3675.02.101



L, f/ASSA, 175x175x2mm  
 R, f/ASSA, 175x175x2mm,

14.3675.02.300  
 14.3675.02.200



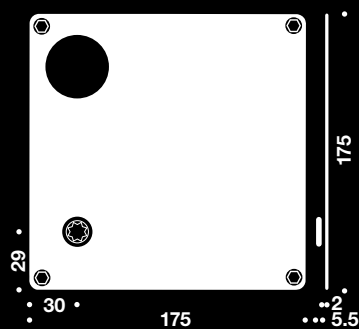
L, f/ASSA, 175x175x3mm, X=105  
 R, f/ASSA, 175x175x3mm, X=105

14.3575.02.119  
 14.3575.02.101

*Round cylinder*

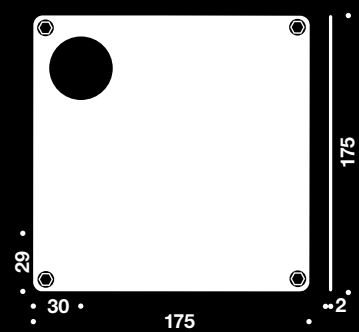


Round cylinder



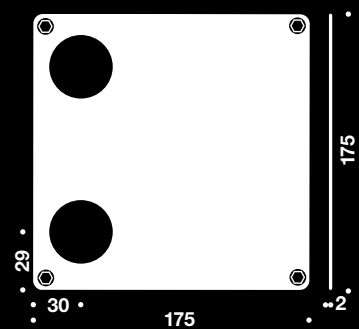
Description  
 L, f/ASSA, 175x175x2mm, X=111  
 R, f/ASSA, 175x175x2mm, X=111

Item number  
 14.3675.02.313  
 14.3675.02.305



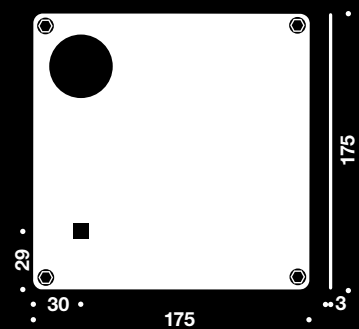
L, H/ASSA, 175x175x2mm  
 R, f/ASSA, 175x175x2mm

14.3776.02.313  
 14.3776.02.305



L, f/ASSA, 175x175x2mm, X=111  
 R, f/ASSA, 175x175x2mm, X=111


14.3675.02.311  
 14.3675.02.211



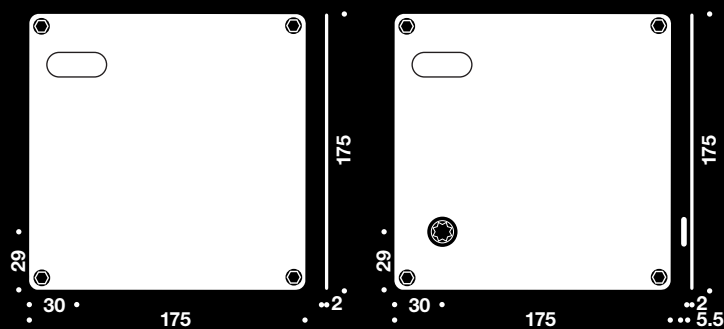
L, f/ASSA, 175x175x3mm, X=111  
 R, f/ASSA, 175x175x3mm, X=111

14.3575.02.305  
 14.3575.02.313

*Thumb turn*



Thumb turn



Description

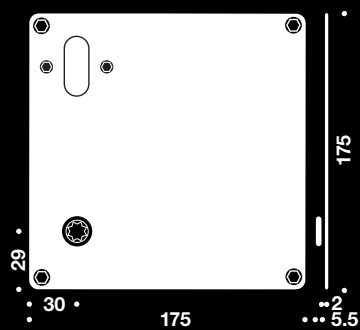
L, f/ASSA, w/o lever hole 175x175x2mm  
 R, f/ASSA, w/o lever hole 175x175x2mm

Item number

14.3675.02.350  
 14.3675.02.250

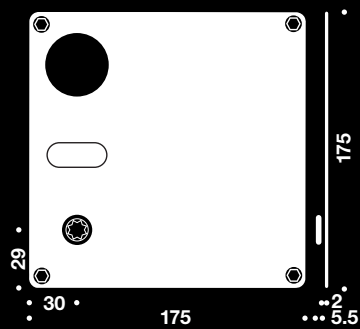
L, f/ASSA, w/lever hole 175x175x2mm, X=105  
 R, f/ASSA, w/lever hole 175x175x2mm, X=105

14.3675.02.151  
 14.3675.02.143



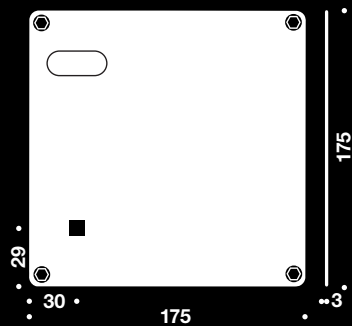
L, f/ASSA, 175x175x2mm, X=105  
 R, f/ASSA, 175x175x2mm, X=105

14.3675.02.355  
 14.3675.02.255



L, f/ASSA 2000, 175x175x2mm, X=111  
 R, f/ASSA 2000, 175x175x2mm, X=111

14.3675.02.310  
 14.3675.02.210



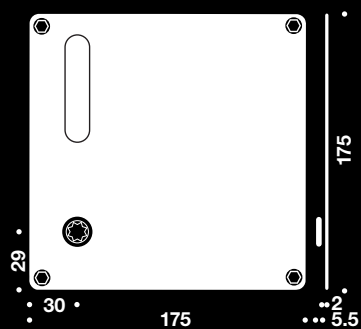
L, f/ASSA, 175x175x3mm, X=105  
 R, f/ASSA, 175x175x3mm, X=105

14.3575.02.151  
 14.3575.02.143

*Thumb turn disabled*

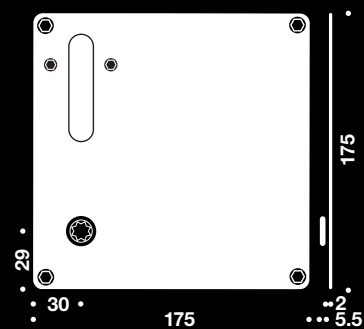


*Thumb turn disabled*



Description  
L, f/ASSA, 175x175x2mm, X=105  
R, f/ASSA, 175x175x2mm, X=105

Item number  
14.3675.02.351  
14.3675.02.251



L, f/ASSA, 175x175x2mm, X=105  
R, f/ASSA, 175x175x2mm, X=105

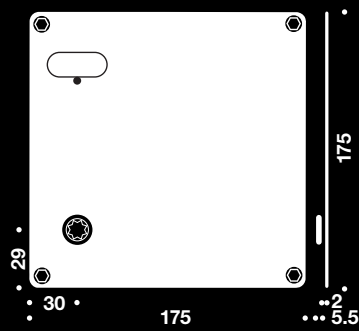
14.3675.02.353  
14.3675.02.253

*Toilet*



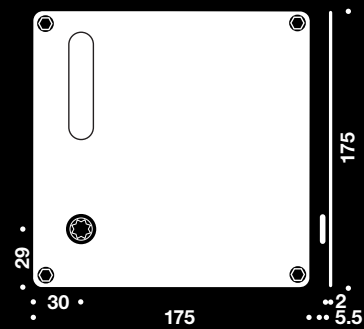


Toilet



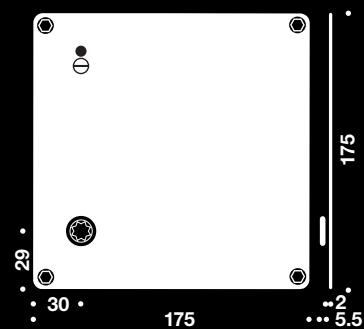
Description  
 L, f/ASSA, 175x175x2mm, X=105  
 R, f/ASSA, 175x175x2mm, X=105

Item number  
 14.3675.02.470  
 14.3675.02.461



L, f/ASSA, 175x175x2mm, X=105  
 R, f/ASSA, 175x175x2mm, X=105

14.3675.02.370  
 14.3675.02.270



L, f/ASSA, 175x175x2mm, X=105  
 R, f/ASSA, 175x175x2mm, X=105

14.3675.02.437  
 14.3675.02.429

## Back plates MATRIX DIN standard

Lever handle placement



Blind



W/lever hole



PZ cylinder



Keso/kaba cylinder



Toilet thumb turn



Toilet thumb turn disabled



Toilet indicator



Keyhole

210x60x2mm  
210x42x2mm  
170x60x2mm

Page 173

Page 175

Page 177

Page 179

Page 181

Page 183

Page 185

Page 187

210x30x2mm

Page 189

Page 191

Page 193

Page 195

175x175x2mm

Page 197

Page 199

Page 201

Page 203

Page 205

Page 207




**DIN**

**d line**

**Blind**



*Blind*



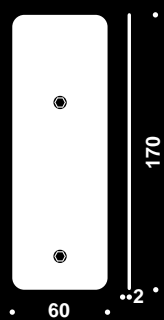
Description  
F/ASSA, 210x60x2mm

Item number  
14.3701.02.008



F/DIN, 210x42x2mm

14.3601.02.100



F/DIN, 170x60x2mm

14.3615.02.005

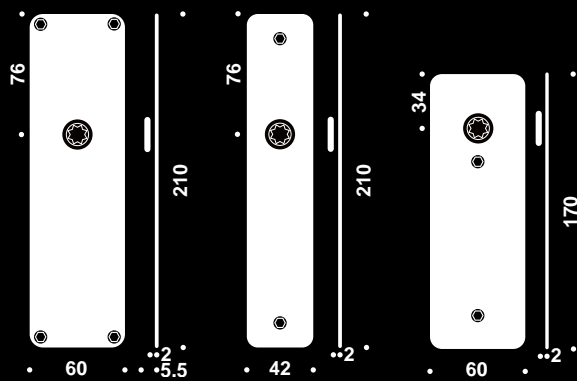
**DIN**

**d line**

**W/lever hole**

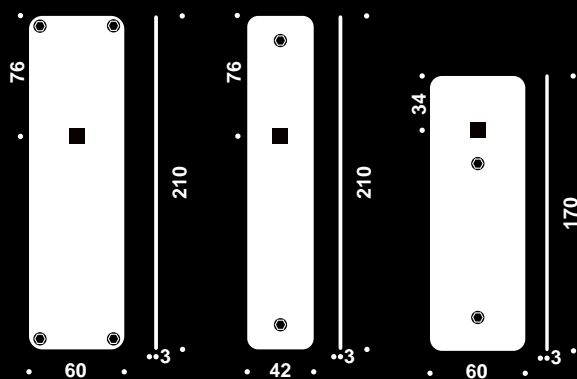


*W/lever hole*



Description  
 F/DIN, 210x60x2mm  
 F/DIN, 210x42x2mm  
 F/DIN, 170x60x2mm

Item number  
 14.3602.02.012  
 14.3601.02.101  
 14.3615.02.010



Description  
 F/DIN, 210x60x3mm  
 F/DIN, 210x42x3mm  
 F/DIN, 170x60x3mm

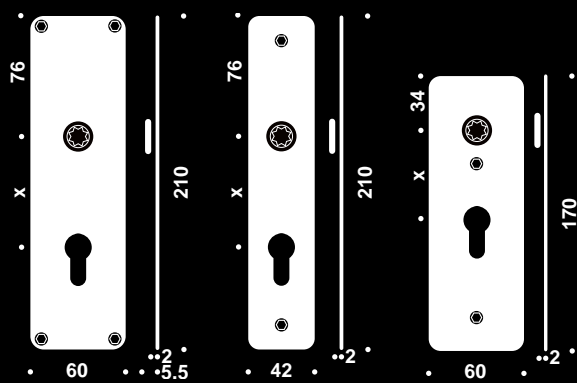
Item number  
 14.3502.02.010  
 14.3501.02.182  
 14.3515.02.010

*PZ cylinder*





PZ cylinder



Description

- F/DIN, 210x60x2mm, X=55
- F/DIN, 210x60x2mm, X=70
- F/DIN, 210x60x2mm, X=72
- F/DIN, 210x60x2mm, X=88
- F/DIN, 210x60x2mm, X=92

Item number

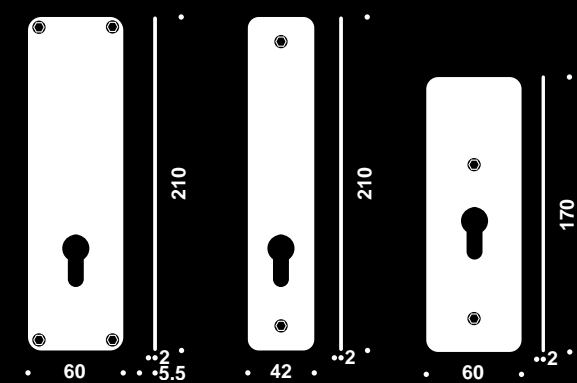
- 14.3602.02.205
- 14.3602.02.250
- 14.3602.02.292
- 14.3602.02.381
- 14.3602.02.211

- F/DIN, 210x42x2mm, X=55
- F/DIN, 210x42x2mm, X=70
- F/DIN, 210x42x2mm, X=72
- F/DIN, 210x42x2mm, X=88
- F/DIN, 210x42x2mm, X=92

- 14.3601.02.355
- 14.3601.02.365
- 14.3601.02.372
- 14.3601.02.385
- 14.3601.02.395

- F/DIN, 170x60x2mm, X=55
- F/DIN, 170x60x2mm, X=70
- F/DIN, 170x60x2mm, X=72
- F/DIN, 170x60x2mm, X=88
- F/DIN, 170x60x2mm, X=92

- 14.3615.02.974
- 14.3615.02.280
- 14.3615.02.290
- 14.3615.02.383
- 14.3615.02.292



Description

- F/DIN, 210x60x2mm
- F/DIN, 210x60x2mm
- F/DIN, 210x60x2mm
- F/DIN, 210x60x2mm
- F/DIN, 210x60x2mm

Item number

- 14.3602.02.155
- 14.3602.02.170
- 14.3602.02.172
- 14.3602.02.188
- 14.3602.02.192

- F/DIN, 210x42x2mm
- F/DIN, 210x42x2mm
- F/DIN, 210x42x2mm
- F/DIN, 210x42x2mm
- F/DIN, 210x42x2mm

- 14.3601.02.155
- 14.3601.02.170
- 14.3601.02.172
- 14.3601.02.188
- 14.3601.02.192

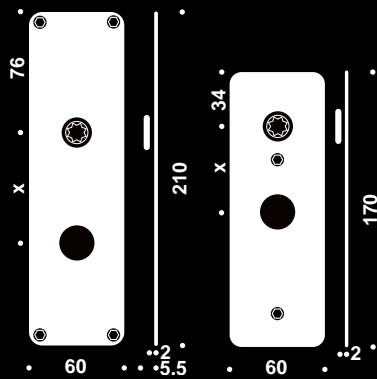
- F/DIN, 170x60x2mm
- F/DIN, 170x60x2mm
- F/DIN, 170x60x2mm
- F/DIN, 170x60x2mm
- F/DIN, 170x60x2mm

- 14.3615.02.155
- 14.3615.02.170
- 14.3615.02.172
- 14.3615.02.188
- 14.3615.02.192

***Keso/kaba cylinder***



*Keso/kaba cylinder*



Description

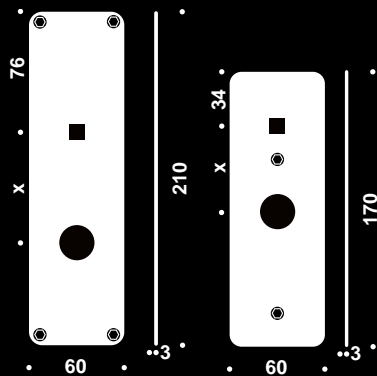
F/DIN, 210x60x2mm, X=73,5

F/DIN, 170x60x2mm, X=73,5

Item number

14.3602.02.030

14.3615.02.030

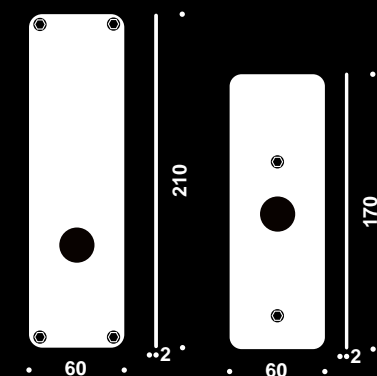


F/DIN, 210x60x3mm, X=73,5

F/DIN, 170x60x3mm, X=73,5

14.3502.02.900

14.3515.02.930



F/DIN, 210x60x2mm

F/DIN, 170x60x2mm

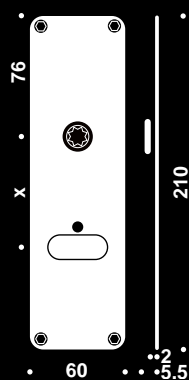
14.3602.02.890

14.3615.02.890

***Toilet thumb turn***



## Toilet thumb turn

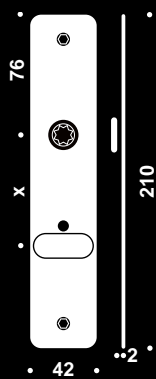


### Description

- F/DIN, 210x60x2mm, f/8mm spindle, X=55
- F/DIN, 210x60x2mm, f/5mm spindle, X=57
- F/DIN, 210x60x2mm, f/8mm spindle, X=63
- F/DIN, 210x60x2mm, f/8mm spindle, X=72
- F/DIN, 210x60x2mm, f/8mm spindle, X=78

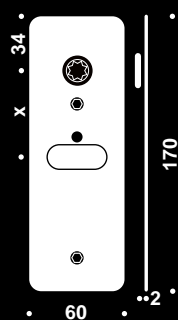
### Item number

- 14.3602.02.450
- 14.3602.02.453
- 14.3602.02.460
- 14.3602.02.454
- 14.3602.02.551



- F/DIN, 210x42x2mm, f/8mm spindle, X=55
- F/DIN, 210x42x2mm, f/5mm spindle, X=57
- F/DIN, 210x42x2mm, f/8mm spindle, X=63
- F/DIN, 210x42x2mm, f/8mm spindle, X=72
- F/DIN, 210x42x2mm, f/8mm spindle, X=78

- 14.3601.02.455
- 14.3601.02.457
- 14.3601.02.463
- 14.3601.02.472
- 14.3601.02.478



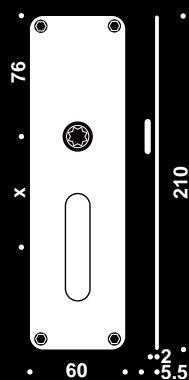
- F/DIN, 170x60x2mm, f/8mm spindle, X=55
- F/DIN, 170x60x2mm, f/5mm spindle, X=57
- F/DIN, 170x60x2mm, f/8mm spindle, X=63
- F/DIN, 170x60x2mm, f/8mm spindle, X=72
- F/DIN, 170x60x2mm, f/8mm spindle, X=78

- 14.3615.02.455
- 14.3615.02.457
- 14.3615.02.463
- 14.3615.02.472
- 14.3615.02.516

***Toilet thumb turn– disabled***



*Toilet thumb turn – disabled*

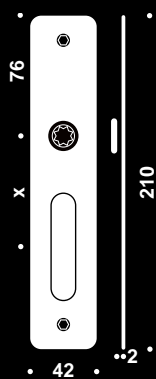


Description

- F/DIN, 210x60x2mm, f/8mm spindle, X=55
- F/DIN, 210x60x2mm, f/5mm spindle, X=57
- F/DIN, 210x60x2mm, f/8mm spindle, X=63
- F/DIN, 210x60x2mm, f/8mm spindle, X=72
- F/DIN, 210x60x2mm, f/8mm spindle, X=78

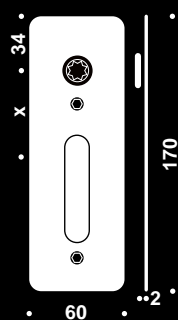
Item number

- 14.3602.02.420
- 14.3602.02.425
- 14.3602.02.430
- 14.3602.02.435
- 14.3602.02.440



- F/DIN, 210x42x2mm, f/8mm spindle, X=55
- F/DIN, 210x42x2mm, f/5mm spindle, X=57
- F/DIN, 210x42x2mm, f/8mm spindle, X=63
- F/DIN, 210x42x2mm, f/8mm spindle, X=72
- F/DIN, 210x42x2mm, f/8mm spindle, X=78

- 14.3601.02.420
- 14.3601.02.425
- 14.3601.02.430
- 14.3601.02.435
- 14.3601.02.440



- F/DIN, 170x60x2mm, f/8mm spindle, X=55
- F/DIN, 170x60x2mm, f/5mm spindle, X=57
- F/DIN, 170x60x2mm, f/8mm spindle, X=63
- F/DIN, 170x60x2mm, f/8mm spindle, X=72
- F/DIN, 170x60x2mm, f/8mm spindle, X=78

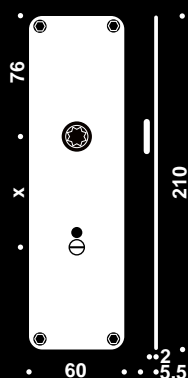
- 14.3615.02.420
- 14.3615.02.425
- 14.3615.02.430
- 14.3615.02.435
- 14.3615.02.440

***Toilet indicator***





## Toilet indicator

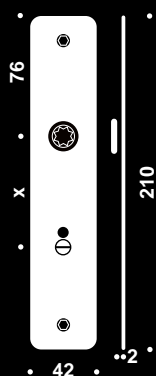


### Description

- F/DIN, 210x60x2mm, w/8mm spindle, X=55
- F/DIN, 210x60x2mm, w/5mm spindle, X=57
- F/DIN, 210x60x2mm, w/8mm spindle, X=63
- F/DIN, 210x60x2mm, w/8mm spindle, X=72
- F/DIN, 210x60x2mm, w/8mm spindle, X=78

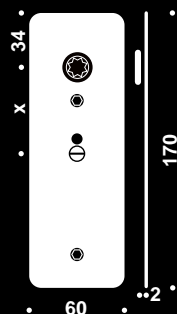
### Item number

- 14.3602.02.403
- 14.3602.02.407
- 14.3602.02.409
- 14.3602.02.411
- 14.3602.02.519



- F/DIN, 210x42x2mm, w/8mm spindle, X=55
- F/DIN, 210x42x2mm, w/5mm spindle, X=57
- F/DIN, 210x42x2mm, w/8mm spindle, X=63
- F/DIN, 210x42x2mm, w/8mm spindle, X=72
- F/DIN, 210x42x2mm, w/8mm spindle, X=78


- 14.3601.02.405
- 14.3601.02.407
- 14.3601.02.410
- 14.3601.02.413
- 14.3601.02.417



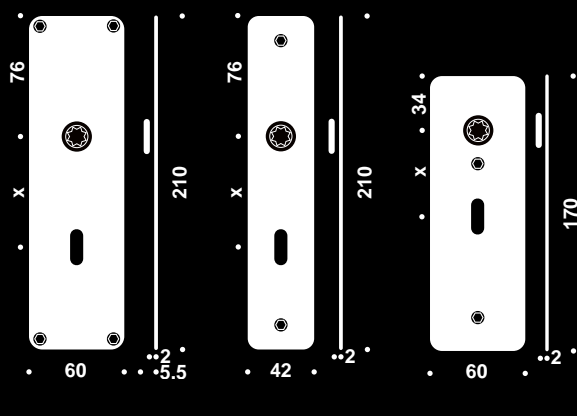
- F/DIN, 170x60x2mm, w/8mm spindle, X=55
- F/DIN, 170x60x2mm, w/5mm spindle, X=57
- F/DIN, 170x60x2mm, w/8mm spindle, X=63
- F/DIN, 170x60x2mm, w/8mm spindle, X=72
- F/DIN, 170x60x2mm, w/8mm spindle, X=78

- 14.3615.02.405
- 14.3615.02.407
- 15.3615.02.410
- 14.3615.02.413
- 14.3615.02.417

**Keyhole**



## Keyhole



### Description

F/DIN, 210x60x2mm, X=56

F/DIN, 210x60x2mm, X=72

F/DIN, 210x60x2mm, X=90

F/DIN, 210x42x2mm, X=56

F/DIN, 210x42x2mm, X=72

F/DIN, 210x42x2mm, X=90

F/DIN, 170x60x2mm, X=56

F/DIN, 170x60x2mm, X=72

F/DIN, 170x60x2mm, X=90

### Item number

14.3602.02.050

14.3602.02.055

14.3602.02.060

14.3601.02.256

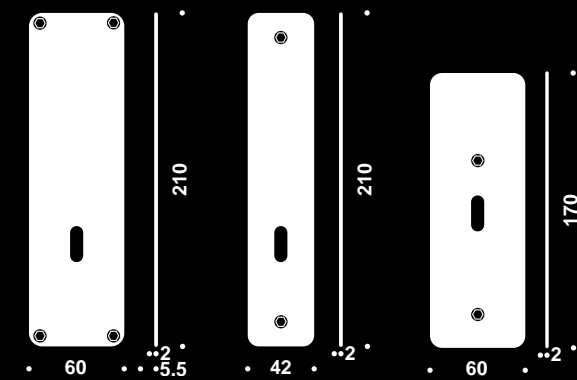
14.3601.02.272

14.3601.02.292

14.3615.02.050

14.3615.02.052

14.3615.02.092



F/DIN, 210x60x2mm

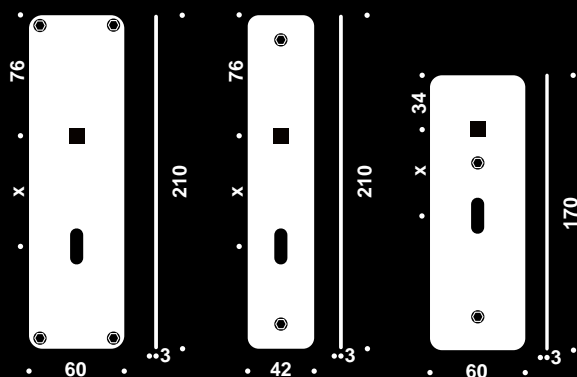
14.3602.02.020

F/DIN, 210x42x2mm

14.3601.02.020

F/DIN, 170x60x2mm

14.3615.02.020



F/DIN, 210x60x3mm, X=56

14.3502.02.045

F/DIN, 210x42x3mm, X=56

14.3501.02.045

F/DIN, 170x60x3mm, X=56

14.3615.02.045

*DIN*

**d line**

*W/lever hole*



*W/lever hole*



Description

F/DIN, 210x30x3mm, (lever from top 67mm)

Item number

14.3640.02.005

F/DIN, 210x30x3mm, (lever from top 87mm)

14.3640.02.010



F/DIN, 210x30x3mm, X=0 (lever from top 67mm)

14.3541.02.005

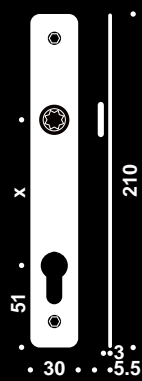
F/DIN, 210x30x3mm, X=0 (lever from top 87mm)

14.3541.02.010

**PZ cylinder**



*PZ cylinder*

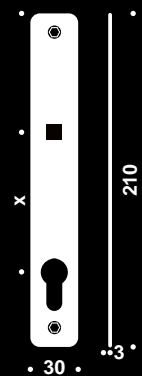


Description

F/DIN, 210x30x3mm, X=92 (lever from top 67mm), internal  
 F/DIN, 210x30x3mm, X=72 (lever from top 87mm), internal

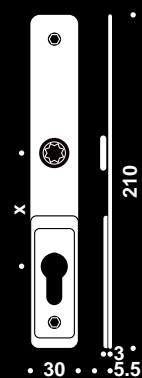
Item number

14.3642.02.033  
 14.3640.02.034



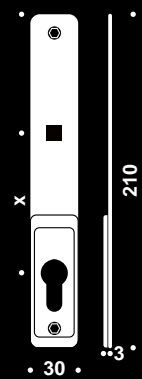
F/DIN, 210x30x3mm, X=92 (lever from top 67mm), internal  
 F/DIN, 210x30x3mm, X=72 (lever from top 87mm), internal

14.3542.02.210  
 14.3541.02.290



F/DIN, 210x30x3mm, X=92-8mm (lever from top 67mm), external  
 F/DIN, 210x30x3mm, X=92-12mm (lever from top 67mm), external  
 F/DIN, 210x30x3mm, X=72-8mm (lever from top 87mm), external  
 F/DIN, 210x30x3mm, X=72-12mm (lever from top 87mm), external

14.3642.02.089  
 14.3642.02.127  
 14.3640.02.080  
 14.3640.02.128



F/DIN, 210x30x3mm, X=92-8mm (lever from top 67mm), external  
 F/DIN, 210x30x3mm, X=72-8mm (lever from top 87mm), external

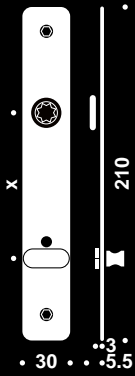
14.3542.02.305  
 14.3542.02.310

***Toilet thumb turn***





## Toilet thumb turn



### Description

F/DIN, 210x30x3mm, f/8mm spindle, X=63 (lever from top 87mm)

F/DIN, 210x30x3mm, f/8mm spindle, X=72 (lever from top 87mm)

### Item number

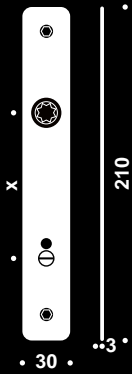
14.3640.02.205

14.3640.02.210

***Toilet indicator***



## Toilet indicator



### Description

F/DIN, 210x30x3mm, w/8mm spindle, X=63 (lever from top 87mm)

F/DIN, 210x30x3mm, w/8mm spindle, X=72 (lever from top 87mm)

### Item number

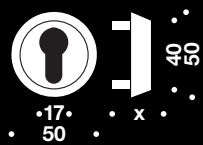
14.3640.02.305

14.3640.02.310

**Security rose SKG\*\*\***



Security rose SKG\*\*\*



Description

Ø50 mm, CC38 mm, f/doors 39-48 mm

Screws f/doors 46-56 mm

Screws f/doors 54-64 mm

Item number

14.3458.02.118

14.9706.02.660

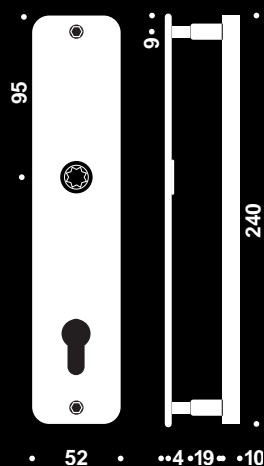
14.9706.02.670

digit	1	2	3	4	5	6	7	8
grade	npd	6	-	npd	0	2	1	npd

***Security backplate SKG\*\*\****



## Security backplate SKG\*\*\*



### Description

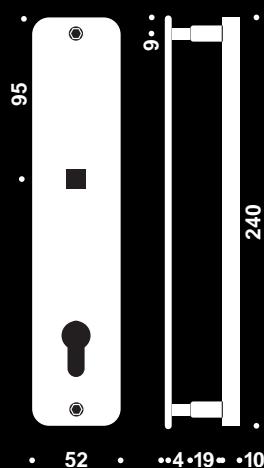
Set f/PZ, 240x52x10, X=55 mm, lever/lever  
 Set f/PZ, 240x52x10, X=72 mm, lever/lever  
 Set f/PZ, 240x52x10, X=85 mm, lever/lever  
 Set f/PZ, 240x52x10, X=92 mm, lever/lever

Set f/PZ, 240x52x10, X=55 mm, dummy/lever  
 Set f/PZ, 240x52x10, X=72 mm, dummy/lever  
 Set f/PZ, 240x52x10, X=85 mm, dummy/lever  
 Set f/PZ, 240x52x10, X=92 mm, dummy/lever

### Item number

14.3603.02.970  
 14.3603.02.290  
 14.3603.02.850  
 14.3603.02.210

14.3503.02.970  
 14.3503.02.290  
 14.3503.02.850  
 14.3503.02.210



Set f/PZ, 240x52x10, X=55 mm, dummy/dummy  
 Set f/PZ, 240x52x10, X=72 mm, dummy/dummy  
 Set f/PZ, 240x52x10, X=85 mm, dummy/dummy  
 Set f/PZ, 240x52x10, X=92 mm, dummy/dummy

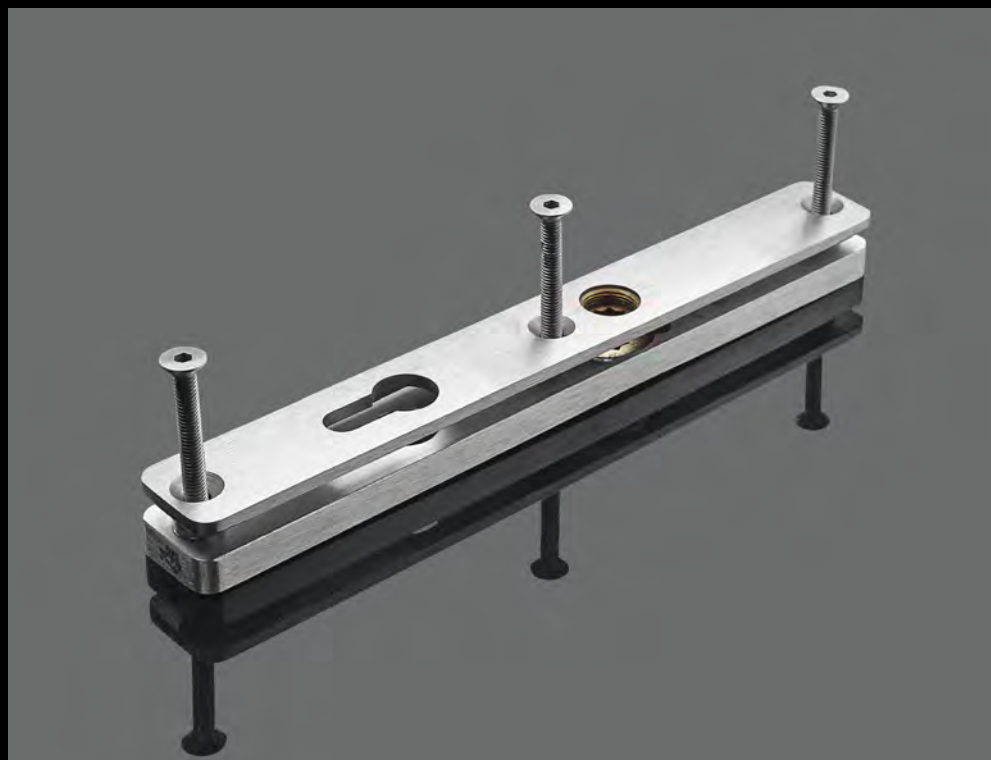
Set blind, 240x52x10, X=0

14.3503.02.975  
 14.3503.02.295  
 14.3503.02.855  
 14.3503.02.215

14.3503.02.000

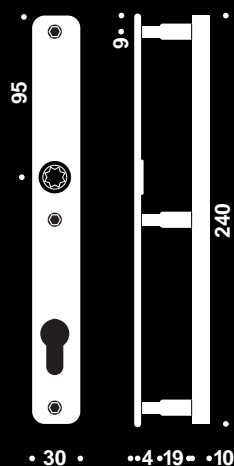
digit	1	2	3	4	5	6	7	8
grade	npd	6	-	npd	0	2	1	npd

***Security backplate SKG\*\*\****





## Security backplate SKG\*\*\*



### Description

Set f/PZ, 240x30x10, X=55 mm, lever/lever

Set f/PZ, 240x30x10, X=72 mm, lever/lever

Set f/PZ, 240x30x10, X=85 mm, lever/lever

Set f/PZ, 240x30x10, X=92 mm, lever/lever

Set f/PZ, 240x30x10, X=55 mm, dummy/lever

Set f/PZ, 240x30x10, X=72 mm, dummy/lever

Set f/PZ, 240x30x10, X=85 mm, dummy/lever

Set f/PZ, 240x30x10, X=92 mm, dummy/lever

### Item number

14.3643.02.970

14.3643.02.290

14.3643.02.850

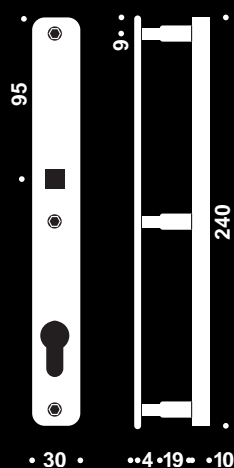
14.3643.02.210

14.3543.02.970

14.3543.02.290

14.3543.02.850

14.3543.02.210



Set f/PZ, 240x30x10, X=55 mm, dummy/dummy

Set f/PZ, 240x30x10, X=72 mm, dummy/dummy

Set f/PZ, 240x30x10, X=85 mm, dummy/dummy

Set f/PZ, 240x30x10, X=92 mm, dummy/dummy

Set blink, 240x30x10, X=0

14.3543.02.975

14.3543.02.295

14.3543.02.855

14.3543.02.215

14.3543.02.000

digit	1	2	3	4	5	6	7	8
grade	npd	6	-	npd	0	2	1	npd

*Bell push*



*Bell push*

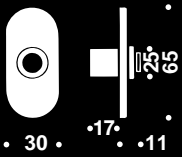


Description

Ø50mm, w/snap on cover rose CC30/38mm

Item number

14.5016.02.001



30x65mm, w/oval snap on cover rose CC43mm

14.5021.02.002

***Cabinet pull handle straight Ø10mm***



*Cabinet pull handle straight Ø10mm*



Description

- Thread M5 96mm
- Thread M5 128mm
- Thread M5 224mm
- Thread M5 320mm
- Thread M5 416mm
- Thread M5 512mm

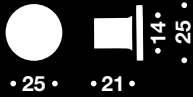
Item number

- 14.3812.02.098
- 14.3812.02.136
- 14.3812.02.225
- 14.3812.02.322
- 14.3812.02.411
- 14.3812.02.519

***Knob handle***



## Knob handle



Description

Ø25mm head, thread M5, Ø25x21mm

Item number

14.5600.02.107



Description

W/thread M5, Ø14x23mm

Item number

14.5610.02.101



W/thread M5, Ø10x17mm

14.3816.02.011

*Cabinet pull handle*





## Cabinet pull handle



### Description

Thread M5, 32mm, 32mm  
Thread M5, 40mm, 32mm

### Item number

14.3822.02.024  
14.3842.02.030



Thread M5, cranked, 32mm, 32mm

14.3852.02.025

Thread M5, angled 45°, 32mm, 32mm  
Thread M5, angled 90°, 45mm, 32mm

14.3852.02.041  
14.3832.02.028



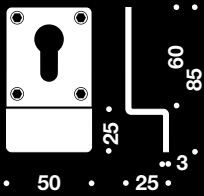
Thread M8, 45mm, 45mm

14.4012.02.049

*PZ Cylinder pull handle*




*PZ Cylinder pull handle*




Description  
50x85x3mm

Item number  
14.4010.02.290

***Pull handle straight Ø14mm***



**Pull handle straight Ø14mm**



Description	Item number
Thread M8 CC125mm	14.4012.02.120
Thread M8 CC300mm	14.4012.02.308
Thread M8 CC650mm	14.4012.02.651
Thread M8 CC0-300mm	14.4012.02.707
Thread M8 CC301-400mm	14.4012.02.715
Thread M8 CC401-500mm	14.4012.02.723
Thread M8 CC501-600mm	14.4012.02.731
Thread M8 CC601-700mm	14.4012.02.740
Thread M8 CC701-800mm	14.4012.02.758
Thread M8 CC801-900mm	14.4012.02.766
Thread M8 CC901-1000mm	14.4012.02.774
Thread M8 CC1001-1100mm	14.4012.02.782
Thread M8 CC1101-1200mm	14.4012.02.791
Thread M8 CC1201-1300mm	14.4012.02.804
Thread M8 CC1301-1400mm	14.4012.02.812
Thread M8 CC1401-1500mm	14.4012.02.821
Thread M8 CC1501-1600mm	14.4012.02.839
Thread M8 CC1601-1700mm	14.4012.02.847
Thread M8 CC1701-1800mm	14.4012.02.855
Thread M8 CC1801-1900mm	14.4012.02.863
Thread M8 CC1901-2000mm	14.4012.02.871
Bush CC125mm	14.4014.02.129
Bush CC300mm	14.4014.02.307
Bush CC650mm	14.4014.02.650
Bush CC0-300mm	14.4014.02.706
Bush CC301-400mm	14.4014.02.714
Bush CC401-500mm	14.4014.02.722
Bush CC501-600mm	14.4014.02.731
Bush CC601-700mm	14.4014.02.749
Bush CC701-800mm	14.4014.02.757
Bush CC801-900mm	14.4014.02.765
Bush CC901-1000mm	14.4014.02.773
Bush CC1001-1100mm	14.4014.02.781
Bush CC1101-1200mm	14.4014.02.790
Bush CC1201-1300mm	14.4014.02.803
Bush CC1301-1400mm	14.4014.02.811
Bush CC1401-1500mm	14.4014.02.820
Bush CC1501-1600mm	14.4014.02.838
Bush CC1601-1700mm	14.4014.02.846
Bush CC1701-1800mm	14.4014.02.854
Bush CC1801-1900mm	14.4014.02.862
Bush CC1901-2000mm	14.4014.02.871

*Pull handle cranked Ø14mm*



**Pull handle cranked Ø14mm**



**Description**

Thread M8 CC125mm  
 Thread M8 CC300mm  
 Thread M8 CC650mm

**Item number**

14.4032.02.127  
 14.4032.02.305  
 14.4032.02.658

Thread M8 CC0-300mm  
 Thread M8 CC301-400mm  
 Thread M8 CC401-500mm  
 Thread M8 CC501-600mm  
 Thread M8 CC601-700mm  
 Thread M8 CC701-800mm  
 Thread M8 CC801-900mm  
 Thread M8 CC901-1000mm  
 Thread M8 CC1001-1100mm  
 Thread M8 CC1101-1200mm  
 Thread M8 CC1201-1300mm  
 Thread M8 CC1301-1400mm  
 Thread M8 CC1401-1500mm  
 Thread M8 CC1501-1600mm  
 Thread M8 CC1601-1700mm  
 Thread M8 CC1701-1800mm  
 Thread M8 CC1801-1900mm  
 Thread M8 CC1901-2000mm

14.4032.02.704  
 14.4032.02.712  
 14.4032.02.721  
 14.4032.02.739  
 14.4032.02.747  
 14.4032.02.755  
 14.4032.02.764  
 14.4032.02.777  
 14.4032.02.785  
 14.4032.02.793  
 14.4032.02.807  
 14.4032.02.815  
 14.4032.02.823  
 14.4032.02.837  
 14.4032.02.845  
 14.4032.02.853  
 14.4032.02.865  
 14.4032.02.873

Bush CC125mm  
 Bush CC300mm  
 Bush CC650mm

14.4034.02.126  
 14.4034.02.304  
 14.4034.02.657

Bush CC0-300mm  
 Bush CC301-400mm  
 Bush CC401-500mm  
 Bush CC501-600mm  
 Bush CC601-700mm  
 Bush CC701-800mm  
 Bush CC801-900mm  
 Bush CC901-1000mm  
 Bush CC1001-1100mm  
 Bush CC1101-1200mm  
 Bush CC1201-1300mm  
 Bush CC1301-1400mm  
 Bush CC1401-1500mm  
 Bush CC1501-1600mm  
 Bush CC1601-1700mm  
 Bush CC1701-1800mm  
 Bush CC1801-1900mm  
 Bush CC1901-2000mm


14.4034.02.703  
 14.4034.02.711  
 14.4034.02.720  
 14.4034.02.738  
 14.4034.02.746  
 14.4034.02.754  
 14.4034.02.763  
 14.4034.02.776  
 14.4034.02.784  
 14.4034.02.792  
 14.4034.02.806  
 14.4034.02.814  
 14.4034.02.822  
 14.4034.02.836  
 14.4034.02.844  
 14.4034.02.852  
 14.4034.02.864  
 14.4034.02.872

*Pull handle straight Ø19mm*






**Pull handle straight Ø19mm**



Description	Item number
Thread M8 CC125mm	14.4212.02.126
Thread M8 CC200mm	14.4212.02.207
Thread M8 CC300mm	14.4212.02.304
Thread M8 CC400mm	14.4212.02.405
Thread M8 CC450mm	14.4212.02.450
Thread M8 CC650mm	14.4212.02.657
Thread M8 CC0-300mm	14.4212.02.703
Thread M8 CC301-400mm	14.4212.02.711
Thread M8 CC401-500mm	14.4212.02.720
Thread M8 CC501-600mm	14.4212.02.738
Thread M8 CC601-700mm	14.4212.02.746
Thread M8 CC701-800mm	14.4212.02.754
Thread M8 CC801-900mm	14.4212.02.762
Thread M8 CC901-1000mm	14.4212.02.771
Thread M8 CC1001-1100mm	14.4212.02.789
Thread M8 CC1101-1200mm	14.4212.02.797
Thread M8 CC1201-1300mm	14.4212.02.801
Thread M8 CC1301-1400mm	14.4212.02.819
Thread M8 CC1401-1500mm	14.4212.02.827
Thread M8 CC1501-1600mm	14.4212.02.835
Thread M8 CC1601-1700mm	14.4212.02.843
Thread M8 CC1701-1800mm	14.4212.02.851
Thread M8 CC1801-1900mm	14.4212.02.860
Thread M8 CC1901-2000mm	14.4212.02.878
Bush CC125mm	14.4214.02.125
Bush CC200mm	14.4214.02.206
Bush CC300mm	14.4214.02.303
Bush CC400mm	14.4214.02.404
Bush CC450mm	14.4214.02.450
Bush CC650mm	14.4214.02.656
Bush CC0-300mm	14.4214.02.702
Bush CC301-400mm	14.4214.02.711
Bush CC401-500mm	14.4214.02.729
Bush CC501-600mm	14.4214.02.737
Bush CC601-700mm	14.4214.02.745
Bush CC701-800mm	14.4214.02.753
Bush CC801-900mm	14.4214.02.761
Bush CC901-1000mm	14.4214.02.770
Bush CC1001-1100mm	14.4214.02.788
Bush CC1101-1200mm	14.4214.02.796
Bush CC1201-1300mm	14.4214.02.800
Bush CC1301-1400mm	14.4214.02.818
Bush CC1401-1500mm	14.4214.02.826
Bush CC1501-1600mm	14.4214.02.834
Bush CC1601-1700mm	14.4214.02.842
Bush CC1701-1800mm	14.4214.02.851
Bush CC1801-1900mm	14.4214.02.869
Bush CC1901-2000mm	14.4214.02.877
Thread M8/Bush CC300mm	14.4218.02.301
Thread M8/Bush CC650mm	14.4218.02.654

***Pull handle cranked Ø19mm***



**Pull handle cranked Ø19mm**



**Description**

Thread M8 CC125mm  
 Thread M8 CC300mm  
 Thread M8 CC400mm  
 Thread M8 CC650mm

**Item number**

14.4232.02.123  
 14.4232.02.301  
 14.4232.02.405  
 14.4232.02.654

Thread M8 CC0-300mm  
 Thread M8 CC301-400mm  
 Thread M8 CC401-500mm  
 Thread M8 CC501-600mm  
 Thread M8 CC601-700mm  
 Thread M8 CC701-800mm  
 Thread M8 CC801-900mm  
 Thread M8 CC901-1000mm  
 Thread M8 CC1001-1100mm  
 Thread M8 CC1101-1200mm  
 Thread M8 CC1201-1300mm  
 Thread M8 CC1301-1400mm  
 Thread M8 CC1401-1500mm  
 Thread M8 CC1501-1600mm  
 Thread M8 CC1601-1700mm  
 Thread M8 CC1701-1800mm  
 Thread M8 CC1801-1900mm  
 Thread M8 CC1901-2000mm

14.4232.02.701  
 14.4232.02.719  
 14.4232.02.727  
 14.4232.02.735  
 14.4232.02.743  
 14.4232.02.751  
 14.4232.02.760  
 14.4232.02.778  
 14.4232.02.781  
 14.4232.02.791  
 14.4232.02.803  
 14.4232.02.815  
 14.4232.02.827  
 14.4232.02.839  
 14.4232.02.841  
 14.4232.02.853  
 14.4232.02.865  
 14.4232.02.877


Bush CC125mm  
 Bush CC300mm  
 Bush CC400mm  
 Bush CC650mm

14.4234.02.122  
 14.4234.02.301  
 14.4234.02.404  
 14.4234.02.653

Bush CC0-300mm  
 Bush CC301-400mm  
 Bush CC401-500mm  
 Bush CC501-600mm  
 Bush CC601-700mm  
 Bush CC701-800mm  
 Bush CC801-900mm  
 Bush CC901-1000mm  
 Bush CC1001-1100mm  
 Bush CC1101-1200mm  
 Bush CC1201-1300mm  
 Bush CC1301-1400mm  
 Bush CC1401-1500mm  
 Bush CC1501-1600mm  
 Bush CC1601-1700mm  
 Bush CC1701-1800mm  
 Bush CC1801-1900mm  
 Bush CC1901-2000mm

14.4234.02.700  
 14.4234.02.718  
 14.4234.02.726  
 14.4234.02.734  
 14.4234.02.742  
 14.4234.02.751  
 14.4234.02.769  
 14.4234.02.777  
 14.4234.02.785  
 14.4234.02.793  
 14.4234.02.801  
 14.4234.02.813  
 14.4234.02.825  
 14.4234.02.837  
 14.4234.02.849  
 14.4234.02.851  
 14.4234.02.863  
 14.4234.02.875

***Pull handle straight Ø25mm***




**Pull handle straight Ø25mm**



Description	Item number
Thread M10 CC300mm	14.4412.02.301
Thread M10 CC650mm	14.4412.02.653
Thread M10 CC0-300mm	14.4412.02.700
Thread M10 CC301-400mm	14.4412.02.718
Thread M10 CC401-500mm	14.4412.02.726
Thread M10 CC501-600mm	14.4412.02.734
Thread M10 CC601-700mm	14.4412.02.742
Thread M10 CC701-800mm	14.4412.02.751
Thread M10 CC801-900mm	14.4412.02.769
Thread M10 CC901-1000mm	14.4412.02.777
Thread M10 CC1001-1100mm	14.4412.02.785
Thread M10 CC1101-1200mm	14.4412.02.793
Thread M10 CC1201-1300mm	14.4412.02.807
Thread M10 CC1301-1400mm	14.4412.02.815
Thread M10 CC1401-1500mm	14.4412.02.823
Thread M10 CC1501-1600mm	14.4412.02.831
Thread M10 CC1601-1700mm	14.4412.02.840
Thread M10 CC1701-1800mm	14.4412.02.858
Thread M10 CC1801-1900mm	14.4412.02.866
Thread M10 CC1901-2000mm	14.4412.02.874
Bush CC300mm	14.4414.02.300
Bush CC650mm	14.4414.02.652
Bush CC0-300mm	14.4414.02.709
Bush CC301-400mm	14.4414.02.717
Bush CC401-500mm	14.4414.02.725
Bush CC501-600mm	14.4414.02.733
Bush CC601-700mm	14.4414.02.741
Bush CC701-800mm	14.4414.02.750
Bush CC801-900mm	14.4414.02.768
Bush CC901-1000mm	14.4414.02.776
Bush CC1001-1100mm	14.4414.02.784
Bush CC1101-1200mm	14.4414.02.792
Bush CC1201-1300mm	14.4414.02.806
Bush CC1301-1400mm	14.4414.02.814
Bush CC1401-1500mm	14.4414.02.822
Bush CC1501-1600mm	14.4414.02.831
Bush CC1601-1700mm	14.4414.02.849
Bush CC1701-1800mm	14.4414.02.857
Bush CC1801-1900mm	14.4414.02.865
Bush CC1901-2000mm	14.4414.02.873
Thread M10/Bush CC300mm	14.4418.02.308
Thread M10/Bush CC650mm	14.4418.02.651

*Pull handle cranked Ø25mm*



**Pull handle cranked Ø25mm**



**Description**

- Thread M10 CC300mm
- Thread M10 CC650mm
  
- Thread M10 CC0-300mm
- Thread M10 CC301-400mm
- Thread M10 CC401-500mm
- Thread M10 CC501-600mm
- Thread M10 CC601-700mm
- Thread M10 CC701-800mm
- Thread M10 CC801-900mm
- Thread M10 CC901-1000mm
- Thread M10 CC1001-1100mm
- Thread M10 CC1101-1200mm
- Thread M10 CC1201-1300mm
- Thread M10 CC1301-1400mm
- Thread M10 CC1401-1500mm
- Thread M10 CC1501-1600mm
- Thread M10 CC1601-1700mm
- Thread M10 CC1701-1800mm
- Thread M10 CC1801-1900mm
- Thread M10 CC1901-2000mm

**Item number**


Thread M10 CC300mm	14.4432.02.308
Thread M10 CC650mm	14.4432.02.651
Thread M10 CC0-300mm	14.4432.02.707
Thread M10 CC301-400mm	14.4432.02.715
Thread M10 CC401-500mm	14.4432.02.723
Thread M10 CC501-600mm	14.4432.02.731
Thread M10 CC601-700mm	14.4432.02.740
Thread M10 CC701-800mm	14.4432.02.758
Thread M10 CC801-900mm	14.4432.02.766
Thread M10 CC901-1000mm	14.4432.02.774
Thread M10 CC1001-1100mm	14.4432.02.787
Thread M10 CC1101-1200mm	14.4432.02.799
Thread M10 CC1201-1300mm	14.4432.02.801
Thread M10 CC1301-1400mm	14.4432.02.813
Thread M10 CC1401-1500mm	14.4432.02.825
Thread M10 CC1501-1600mm	14.4432.02.837
Thread M10 CC1601-1700mm	14.4432.02.849
Thread M10 CC1701-1800mm	14.4432.02.851
Thread M10 CC1801-1900mm	14.4432.02.863
Thread M10 CC1901-2000mm	14.4432.02.875
Bush CC300mm	14.4434.02.307
Bush CC650mm	14.4434.02.650
Bush CC0-300mm	14.4434.02.706
Bush CC301-400mm	14.4434.02.714
Bush CC401-500mm	14.4434.02.722
Bush CC501-600mm	14.4434.02.731
Bush CC601-700mm	14.4434.02.749
Bush CC701-800mm	14.4434.02.757
Bush CC801-900mm	14.4434.02.765
Bush CC901-1000mm	14.4434.02.773
Bush CC1001-1100mm	14.4434.02.786
Bush CC1101-1200mm	14.4434.02.798
Bush CC1201-1300mm	14.4434.02.800
Bush CC1301-1400mm	14.4434.02.812
Bush CC1401-1500mm	14.4434.02.824
Bush CC1501-1600mm	14.4434.02.836
Bush CC1601-1700mm	14.4434.02.848
Bush CC1701-1800mm	14.4434.02.850
Bush CC1801-1900mm	14.4434.02.862
Bush CC1901-2000mm	14.4434.02.874

***Pull handle straight Ø32mm***





**Pull handle straight Ø32mm**



Description	Item number
Thread M12 CC300mm	14.4612.02.307
Thread M12 CC650mm	14.4612.02.650
Thread M12 CC0-300mm	14.4612.02.706
Thread M12 CC301-400mm	14.4612.02.714
Thread M12 CC401-500mm	14.4612.02.722
Thread M12 CC501-600mm	14.4612.02.731
Thread M12 CC601-700mm	14.4612.02.749
Thread M12 CC701-800mm	14.4612.02.757
Thread M12 CC801-900mm	14.4612.02.765
Thread M12 CC901-1000mm	14.4612.02.773
Thread M12 CC1001-1100mm	14.4612.02.781
Thread M12 CC1101-1200mm	14.4612.02.790
Thread M12 CC1201-1300mm	14.4612.02.803
Thread M12 CC1301-1400mm	14.4612.02.811
Thread M12 CC1401-1500mm	14.4612.02.820
Thread M12 CC1501-1600mm	14.4612.02.838
Thread M12 CC1601-1700mm	14.4612.02.846
Thread M12 CC1701-1800mm	14.4612.02.854
Thread M12 CC1801-1900mm	14.4612.02.862
Thread M12 CC1901-2000mm	14.4612.02.871
Thread M12 CC2001-2100mm	14.4612.02.889
Thread M12 CC2101-2200mm	14.4612.02.897
Thread M12 CC2201-2300mm	14.4612.02.901
Thread M12 CC2301-2400mm	14.4612.02.919
Thread M12 CC2401-2500mm	14.4612.02.927
Thread M12 CC2501-2600mm	14.4612.02.935
Thread M12 CC2601-2700mm	14.4612.02.943
Thread M12 CC2701-2800mm	14.4612.02.951
Thread M12 CC2801-2900mm	14.4612.02.969
Thread M12 CC2901-3000mm	14.4612.02.977
Bush CC300mm	14.4614.02.306
Bush CC650mm	14.4614.02.659
Bush CC0-300mm	14.4614.02.705
Bush CC301-400mm	14.4614.02.713
Bush CC401-500mm	14.4614.02.721
Bush CC501-600mm	14.4614.02.730
Bush CC601-700mm	14.4614.02.748
Bush CC701-800mm	14.4614.02.756
Bush CC801-900mm	14.4614.02.764
Bush CC901-1000mm	14.4614.02.772
Bush CC1001-1100mm	14.4614.02.781
Bush CC1101-1200mm	14.4614.02.799
Bush CC1201-1300mm	14.4614.02.802
Bush CC1301-1400mm	14.4614.02.811
Bush CC1401-1500mm	14.4614.02.829
Bush CC1501-1600mm	14.4614.02.837
Bush CC1601-1700mm	14.4614.02.845
Bush CC1701-1800mm	14.4614.02.853
Bush CC1801-1900mm	14.4614.02.861
Bush CC1901-2000mm	14.4614.02.870
Bush CC2001-2100mm	14.4614.02.888
Bush CC2101-2200mm	14.4614.02.896
Bush CC2201-2300mm	14.4614.02.900
Bush CC2301-2400mm	14.4614.02.918
Bush CC2401-2500mm	14.4614.02.926
Bush CC2501-2600mm	14.4614.02.934
Bush CC2601-2700mm	14.4614.02.942
Bush CC2701-2800mm	14.4614.02.950
Bush CC2801-2900mm	14.4614.02.968
Bush CC2901-3000mm	14.4614.02.976
Thread M12/Bush CC300mm	14.4618.02.304
Thread M12/Bush CC650mm	14.4618.02.657

*Pull handle cranked Ø32mm*



**Pull handle cranked Ø32mm**



**Description**

Thread M12 CC300mm  
Thread M12 CC650mm

**Item number**

14.4632.02.304  
14.4632.02.657

Thread M12 CC0-300mm  
Thread M12 CC301-400mm  
Thread M12 CC401-500mm  
Thread M12 CC501-600mm  
Thread M12 CC601-700mm  
Thread M12 CC701-800mm  
Thread M12 CC801-900mm  
Thread M12 CC901-1000mm  
Thread M12 CC1001-1100mm  
Thread M12 CC1101-1200mm  
Thread M12 CC1201-1300mm  
Thread M12 CC1301-1400mm  
Thread M12 CC1401-1500mm  
Thread M12 CC1501-1600mm  
Thread M12 CC1601-1700mm  
Thread M12 CC1701-1800mm  
Thread M12 CC1801-1900mm  
Thread M12 CC1901-2000mm  
Thread M12 CC2001-2100mm  
Thread M12 CC2101-2200mm  
Thread M12 CC2201-2300mm  
Thread M12 CC2301-2400mm  
Thread M12 CC2401-2500mm  
Thread M12 CC2501-2600mm  
Thread M12 CC2601-2700mm  
Thread M12 CC2701-2800mm  
Thread M12 CC2801-2900mm  
Thread M12 CC2901-3000mm

14.4632.02.703  
14.4632.02.711  
14.4632.02.720  
14.4632.02.738  
14.4632.02.746  
14.4632.02.754  
14.4632.02.762  
14.4632.02.779  
14.4632.02.787  
14.4632.02.795  
14.4632.02.801  
14.4632.02.813  
14.4632.02.825  
14.4632.02.837  
14.4632.02.849  
14.4632.02.851  
14.4632.02.863  
14.4632.02.875  
14.4632.02.887  
14.4632.02.899  
14.4632.02.901  
14.4632.02.913  
14.4632.02.925  
14.4632.02.937  
14.4632.02.949  
14.4632.02.951  
14.4632.02.963  
14.4632.02.975

Bush CC300mm  
Bush CC650mm

14.4634.02.303  
14.4634.02.656

Bush CC0-300mm  
Bush CC301-400mm  
Bush CC401-500mm  
Bush CC501-600mm  
Bush CC601-700mm  
Bush CC701-800mm  
Bush CC801-900mm  
Bush CC901-1000mm  
Bush CC1001-1100mm  
Bush CC1101-1200mm  
Bush CC1201-1300mm  
Bush CC1301-1400mm  
Bush CC1401-1500mm  
Bush CC1501-1600mm  
Bush CC1601-1700mm  
Bush CC1701-1800mm  
Bush CC1801-1900mm  
Bush CC1901-2000mm  
Bush CC2001-2100mm  
Bush CC2101-2200mm  
Bush CC2201-2300mm  
Bush CC2301-2400mm  
Bush CC2401-2500mm  
Bush CC2501-2600mm  
Bush CC2601-2700mm  
Bush CC2701-2800mm  
Bush CC2801-2900mm  
Bush CC2901-3000mm

14.4634.02.702  
14.4634.02.711  
14.4634.02.729  
14.4634.02.737  
14.4634.02.745  
14.4634.02.753  
14.4634.02.761  
14.4634.02.778  
14.4634.02.786  
14.4634.02.794  
14.4634.02.800  
14.4634.02.812  
14.4634.02.824  
14.4634.02.836  
14.4634.02.848  
14.4634.02.850  
14.4634.02.862  
14.4634.02.874  
14.4634.02.886  
14.4634.02.898  
14.4634.02.900  
14.4634.02.912  
14.4634.02.924  
14.4634.02.936  
14.4634.02.948  
14.4634.02.950  
14.4634.02.962  
14.4634.02.974

*Pull handle straight FF Ø14mm*



## Pull handle straight FF Ø14mm



Description	Item number
Thread M8 CC125mm	14.4022.02.125
Thread M8 CC300mm	14.4022.02.300
Thread M8 CC650mm	14.4022.02.650
Thread M8 CC0-300mm	14.4022.02.700
Thread M8 CC301-400mm	14.4022.02.710
Thread M8 CC401-500mm	14.4022.02.720
Thread M8 CC501-600mm	14.4022.02.730
Thread M8 CC601-700mm	14.4022.02.740
Thread M8 CC701-800mm	14.4022.02.750
Thread M8 CC801-900mm	14.4022.02.760
Thread M8 CC901-1000mm	14.4022.02.770
Thread M8 CC1001-1100mm	14.4022.02.780
Thread M8 CC1101-1200mm	14.4022.02.790
Thread M8 CC1201-1300mm	14.4022.02.800
Thread M8 CC1301-1400mm	14.4022.02.810
Thread M8 CC1401-1500mm	14.4022.02.820
Thread M8 CCmm	14.4022.02.830
Thread M8 CC1601-1700mm	14.4022.02.840
Thread M8 CC1701-1800mm	14.4022.02.850
Thread M8 CC1801-1900mm	14.4022.02.860
Thread M8 CC1901-2000mm	14.4022.02.870
Bush CC125mm	14.4024.02.125
Bush CC300mm	14.4024.02.300
Bush CC650mm	14.4024.02.650
Bush CC0-300mm	14.4024.02.700
Bush CC301-400mm	14.4024.02.710
Bush CC401-500mm	14.4024.02.720
Bush CC501-600mm	14.4024.02.730
Bush CC601-700mm	14.4024.02.740
Bush CC701-800mm	14.4024.02.750
Bush CC801-900mm	14.4024.02.760
Bush CC901-1000mm	14.4024.02.770
Bush CC1001-1100mm	14.4024.02.780
Bush CC1101-1200mm	14.4024.02.790
Bush CC1201-1300mm	14.4024.02.800
Bush CC1301-1400mm	14.4024.02.810
Bush CC1401-1500mm	14.4024.02.820
Bush CC1501-1600mm	14.4024.02.830
Bush CC1601-1700mm	14.4024.02.840
Bush CC1701-1800mm	14.4024.02.850
Bush CC1801-1900mm	14.4024.02.860
Bush CC1901-2000mm	14.4024.02.870

***Pull handle straight FF Ø19mm***



**Pull handle straight FF Ø19mm**



Description	Item number
Thread M8 CC125mm	14.4222.02.125
Thread M8 CC200mm	14.4222.02.200
Thread M8 CC300mm	14.4222.02.300
Thread M8 CC400mm	14.4222.02.400
Thread M8 CC650mm	14.4222.02.650
Thread M8 CC0-300mm	14.4222.02.700
Thread M8 CC301-400mm	14.4222.02.710
Thread M8 CC401-500mm	14.4222.02.720
Thread M8 CC501-600mm	14.4222.02.730
Thread M8 CC601-700mm	14.4222.02.740
Thread M8 CC701-800mm	14.4222.02.750
Thread M8 CC801-900mm	14.4222.02.760
Thread M8 CC901-1000mm	14.4222.02.770
Thread M8 CC1001-1100mm	14.4222.02.780
Thread M8 CC1101-1200mm	14.4222.02.790
Thread M8 CC1201-1300mm	14.4222.02.800
Thread M8 CC1301-1400mm	14.4222.02.810
Thread M8 CC1401-1500mm	14.4222.02.820
Thread M8 CC1501-1600mm	14.4222.02.830
Thread M8 CC1601-1700mm	14.4222.02.840
Thread M8 CC1701-1800mm	14.4222.02.850
Thread M8 CC1801-1900mm	14.4222.02.860
Thread M8 CC1901-2000mm	14.4222.02.870
Bush CC125mm	14.4224.02.125
Bush CC200mm	14.4224.02.200
Bush CC300mm	14.4224.02.300
Bush CC400mm	14.4224.02.400
Bush CC650mm	14.4224.02.650
Bush CC0-300mm	14.4224.02.700
Bush CC301-400mm	14.4224.02.710
Bush CC401-500mm	14.4224.02.720
Bush CC501-600mm	14.4224.02.730
Bush CC601-700mm	14.4224.02.740
Bush CC701-800mm	14.4224.02.750
Bush CC801-900mm	14.4224.02.760
Bush CC901-1000mm	14.4224.02.770
Bush CC1001-1100mm	14.4224.02.780
Bush CC1101-1200mm	14.4224.02.790
Bush CC1201-1300mm	14.4224.02.800
Bush CC1301-1400mm	14.4224.02.810
Bush CC1401-1500mm	14.4224.02.820
Bush CC1501-1600mm	14.4224.02.830
Bush CC1601-1700mm	14.4224.02.840
Bush CC1701-1800mm	14.4224.02.850
Bush CC1801-1900mm	14.4224.02.860
Bush CC1901-2000mm	14.4224.02.870
Thread M8/Bush CC300mm	14.4228.02.300
Thread M8/Bush CC650mm	14.4228.02.650

***Pull handle straight FF Ø25mm***





**Pull handle straight FF Ø25mm**



Description	Item number
Thread M10 CC300mm	14.4422.02.300
Thread M10 CC650mm	14.4422.02.650
Thread M10 CC0-300mm	14.4422.02.700
Thread M10 CC301-400mm	14.4422.02.710
Thread M10 CC401-500mm	14.4422.02.720
Thread M10 CC501-600mm	14.4422.02.730
Thread M10 CC601-700mm	14.4422.02.740
Thread M10 CC701-800mm	14.4422.02.750
Thread M10 CC801-900mm	14.4422.02.760
Thread M10 CC901-1000mm	14.4422.02.770
Thread M10 CC1001-1100mm	14.4422.02.780
Thread M10 CC1101-1200mm	14.4422.02.790
Thread M10 CC1201-1300mm	14.4422.02.800
Thread M10 CC1301-1400mm	14.4422.02.810
Thread M10 CC1401-1500mm	14.4422.02.820
Thread M10 CC1501-1600mm	14.4422.02.830
Thread M10 CC1601-1700mm	14.4422.02.840
Thread M10 CC1701-1800mm	14.4422.02.850
Thread M10 CC1801-1900mm	14.4422.02.860
Thread M10 CC1901-2000mm	14.4422.02.870
Bush CC300mm	14.4424.02.300
Bush CC650mm	14.4424.02.650
Bush CC0-300mm	14.4424.02.700
Bush CC301-400mm	14.4424.02.710
Bush CC401-500mm	14.4424.02.720
Bush CC501-600mm	14.4424.02.730
Bush CC601-700mm	14.4424.02.740
Bush CC701-800mm	14.4424.02.750
Bush CC801-900mm	14.4424.02.760
Bush CC901-1000mm	14.4424.02.770
Bush CC1001-1100mm	14.4424.02.780
Bush CC1101-1200mm	14.4424.02.790
Bush CC1201-1300mm	14.4424.02.800
Bush CC1301-1400mm	14.4424.02.810
Bush CC1401-1500mm	14.4424.02.820
Bush CC1501-1600mm	14.4424.02.830
Bush CC1601-1700mm	14.4424.02.840
Bush CC1701-1800mm	14.4424.02.850
Bush CC1801-1900mm	14.4424.02.860
Bush CC1901-2000mm	14.4424.02.870
Thread M10/Bush CC300mm	14.4428.02.300
Thread M10/Bush CC650mm	14.4428.02.650

***Pull handle straight FF Ø32mm***



**Pull handle straight FF Ø32mm**




Description	Item number
Thread M12 CC300mm	14.4622.02.300
Thread M12 CC650mm	14.4622.02.650
Thread M12 CC0-300mm	14.4622.02.700
Thread M12 CC301-400mm	14.4622.02.710
Thread M12 CC401-500mm	14.4622.02.720
Thread M12 CC501-600mm	14.4622.02.730
Thread M12 CC601-700mm	14.4622.02.740
Thread M12 CC701-800mm	14.4622.02.750
Thread M12 CC801-900mm	14.4622.02.760
Thread M12 CC901-1000mm	14.4622.02.770
Thread M12 CC1001-1100mm	14.4622.02.780
Thread M12 CC1101-1200mm	14.4622.02.790
Thread M12 CC1201-1300mm	14.4622.02.800
Thread M12 CC1301-1400mm	14.4622.02.810
Thread M12 CC1401-1500mm	14.4622.02.820
Thread M12 CC1501-1600mm	14.4622.02.830
Thread M12 CC1601-1700mm	14.4622.02.840
Thread M12 CC1701-1800mm	14.4622.02.850
Thread M12 CC1801-1900mm	14.4622.02.860
Thread M12 CC1901-2000mm	14.4622.02.870
Thread M12 CC2001-2100mm	14.4622.02.880
Thread M12 CC2101-2200mm	14.4622.02.890
Thread M12 CC2201-2300mm	14.4622.02.900
Thread M12 CC2301-2400mm	14.4622.02.910
Thread M12 CC2401-2500mm	14.4622.02.920
Thread M12 CC2501-2600mm	14.4622.02.930
Thread M12 CC2601-2700mm	14.4622.02.940
Thread M12 CC2701-2800mm	14.4622.02.950
Thread M12 CC2801-2900mm	14.4622.02.960
Thread M12 CC2901-3000mm	14.4622.02.970
Bush CC300mm	14.4624.02.300
Bush CC650mm	14.4624.02.650
Bush CC0-300mm	14.4624.02.700
Bush CC301-400mm	14.4624.02.710
Bush CC401-500mm	14.4624.02.720
Bush CC501-600mm	14.4624.02.730
Bush CC601-700mm	14.4624.02.740
Bush CC701-800mm	14.4624.02.750
Bush CC801-900mm	14.4624.02.760
Bush CC901-1000mm	14.4624.02.770
Bush CC1001-1100mm	14.4624.02.780
Bush CC1101-1200mm	14.4624.02.790
Bush CC1201-1300mm	14.4624.02.800
Bush CC1301-1400mm	14.4624.02.810
Bush CC1401-1500mm	14.4624.02.820
Bush CC1501-1600mm	14.4624.02.830
Bush CC1601-1700mm	14.4624.02.840
Bush CC1701-1800mm	14.4624.02.850
Bush CC1801-1900mm	14.4624.02.860
Bush CC1901-2000mm	14.4624.02.870
Bush CC2001-2100mm	14.4624.02.880
Bush CC2101-2200mm	14.4624.02.890
Bush CC2201-2300mm	14.4624.02.900
Bush CC2301-2400mm	14.4624.02.910
Bush CC2401-2500mm	14.4624.02.920
Bush CC2501-2600mm	14.4624.02.930
Bush CC2601-2700mm	14.4624.02.940
Bush CC2701-2800mm	14.4624.02.950
Bush CC2801-2900mm	14.4624.02.960
Bush CC2901-3000mm	14.4624.02.970
Thread M12/Bush CC300mm	14.4628.02.300
Thread M12/Bush CC650mm	14.4628.02.650

***Heavy straight pull handle Ø20mm***



## Heavy straight pull handle Ø20mm



Description	Item number
Thread M10 0-300mm	14.4312.02.700
Thread M10 301-500mm	14.4312.02.712
Thread M10 501-700mm	14.4312.02.724
Thread M10 701-900mm	14.4312.02.736
Thread M10 901-1100mm	14.4312.02.748
Thread M10 1101-1300mm	14.4312.02.750
Thread M10 1301-1500mm	14.4312.02.762
Thread M10 1501-1600mm	14.4312.02.774
Thread M10 1601-1700mm	14.4312.02.786
Thread M10 1701-1800mm	14.4312.02.798
Thread M10 1801-1900mm	14.4312.02.800
Thread M10 1901-2000mm	14.4312.02.812
Bush 0-300mm	14.4314.02.701
Bush 301-500mm	14.4314.02.713
Bush 501-700mm	14.4314.02.725
Bush 701-900mm	14.4314.02.737
Bush 901-1100mm	14.4314.02.749
Bush 1101-1300mm	14.4314.02.751
Bush 1301-1500mm	14.4314.02.763
Bush 1501-1600mm	14.4314.02.775
Bush 1601-1700mm	14.4314.02.787
Bush 1701-1800mm	14.4314.02.799
Bush 1801-1900mm	14.4314.02.801
Bush 1901-2000mm	14.4314.02.813

Pull handles with other dimensions are available upon request

***Heavy straight pull handle Ø32mm***



## Heavy straight pull handle Ø32mm



### Description

- Thread M12 500-700mm
- Thread M12 701-900mm
- Thread M12 901-1100mm
- Thread M12 1101-1300mm
- Thread M12 1301-1500mm
- Thread M12 1501-1600mm
- Thread M12 1601-1700mm
- Thread M12 1701-1800mm
- Thread M12 1801-1900mm
- Thread M12 1901-2000mm
- Thread M12 2001-2100mm
- Thread M12 2101-2200mm
- Thread M12 2201-2300mm
- Thread M12 2301-2400mm
- Thread M12 2401-2500mm
- Thread M12 2501-2600mm
- Thread M12 2601-2700mm
- Thread M12 2701-2800mm
- Thread M12 2801-2900mm
- Thread M12 2901-3000mm

### Item number


- 14.4612.02.010
- 14.4612.02.028
- 14.4612.02.036
- 14.4612.02.044
- 14.4612.02.052
- 14.4612.02.061
- 14.4612.02.079
- 14.4612.02.087
- 14.4612.02.095
- 14.4612.02.109
- 14.4612.02.117
- 14.4612.02.125
- 14.4612.02.133
- 14.4612.02.141
- 14.4612.02.150
- 14.4612.02.168
- 14.4612.02.170
- 14.4612.02.180
- 14.4612.02.190
- 14.4612.02.200

- Bush 500-700mm
- Bush 701-900mm
- Bush 901-1100mm
- Bush 1101-1300mm
- Bush 1301-1500mm
- Bush 1501-1600mm
- Bush 1601-1700mm
- Bush 1701-1800mm
- Bush 1801-1900mm
- Bush 1901-2000mm
- Bush 2001-2100mm
- Bush 2101-2200mm
- Bush 2201-2300mm
- Bush 2301-2400mm
- Bush 2401-2500mm
- Bush 2501-2600mm
- Bush 2601-2700mm
- Bush 2701-2800mm
- Bush 2801-2900mm
- Bush 2901-3000mm

- 14.4614.02.019
- 14.4614.02.027
- 14.4614.02.035
- 14.4614.02.043
- 14.4614.02.051
- 14.4614.02.060
- 14.4614.02.078
- 14.4614.02.086
- 14.4614.02.094
- 14.4614.02.108
- 14.4614.02.116
- 14.4614.02.124
- 14.4614.02.132
- 14.4614.02.141
- 14.4614.02.159
- 14.4614.02.167
- 14.4614.02.170
- 14.4614.02.180
- 14.4614.02.190
- 14.4614.02.200

Pull handles with other dimensions are available upon request

***Heavy straight pull handle Ø38mm***





## Heavy straight pull handle Ø38mm



### Description

- Thread M12 500-700mm
- Thread M12 701-900mm
- Thread M12 901-1100mm
- Thread M12 1101-1300mm
- Thread M12 1301-1500mm
- Thread M12 1501-1600mm
- Thread M12 1601-1700mm
- Thread M12 1701-1800mm
- Thread M12 1801-1900mm
- Thread M12 1901-2000mm
- Thread M12 2001-2100mm
- Thread M12 2101-2200mm
- Thread M12 2201-2300mm
- Thread M12 2301-2400mm
- Thread M12 2401-2500mm
- Thread M12 2501-2600mm
- Thread M12 2601-2700mm
- Thread M12 2701-2800mm
- Thread M12 2801-2900mm
- Thread M12 2901-3000mm

### Item number

- 14.4812.02.010
- 14.4812.02.028
- 14.4812.02.036
- 14.4812.02.044
- 14.4812.02.052
- 14.4812.02.061
- 14.4812.02.079
- 14.4812.02.087
- 14.4812.02.095
- 14.4812.02.109
- 14.4812.02.117
- 14.4812.02.125
- 14.4812.02.133
- 14.4812.02.141
- 14.4812.02.150
- 14.4812.02.168
- 14.4812.02.170
- 14.4812.02.180
- 14.4812.02.190
- 14.4812.02.200

- Bush 500-700mm
- Bush 701-900mm
- Bush 901-1100mm
- Bush 1101-1300mm
- Bush 1301-1500mm
- Bush 1501-1600mm
- Bush 1601-1700mm
- Bush 1701-1800mm
- Bush 1801-1900mm
- Bush 1901-2000mm
- Bush 2001-2100mm
- Bush 2101-2200mm
- Bush 2201-2300mm
- Bush 2301-2400mm
- Bush 2401-2500mm
- Bush 2501-2600mm
- Bush 2601-2700mm
- Bush 2701-2800mm
- Bush 2801-2900mm
- Bush 2901-3000mm


- 14.4814.02.019
- 14.4814.02.027
- 14.4814.02.035
- 14.4814.02.043
- 14.4814.02.051
- 14.4814.02.060
- 14.4814.02.078
- 14.4814.02.086
- 14.4814.02.094
- 14.4814.02.108
- 14.4814.02.116
- 14.4814.02.124
- 14.4814.02.132
- 14.4814.02.141
- 14.4814.02.159
- 14.4814.02.167
- 14.4814.02.170
- 14.4814.02.180
- 14.4814.02.190
- 14.4814.02.200

Pull handles with other dimensions are available upon request

*Circular pull*




*Circular pull*



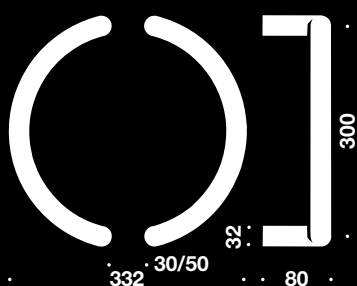
Description  
Thread M8 125mm  
Bush 125mm

Item number  
14.4052.02.124  
14.4054.02.123



Thread M8 200mm  
Bush 200mm

14.4252.02.201  
14.4254.02.201



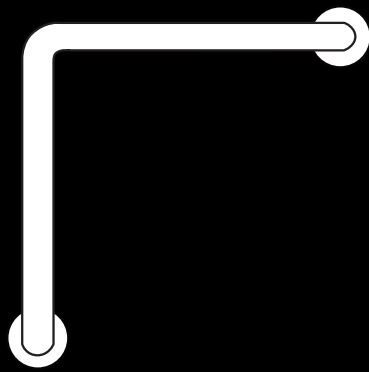
Thread M12 300mm  
Bush 300mm

14.4652.02.301  
14.4654.02.301

*Elbow pull handle Ø16mm*



*Elbow pull handle Ø16mm*


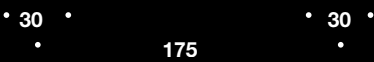


Description

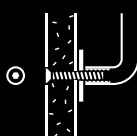
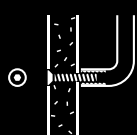
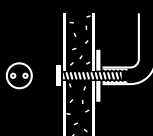
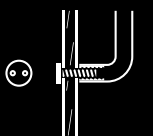
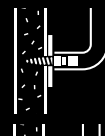

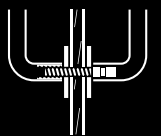
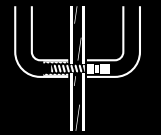
Pair, w/30mm thrust rose, for door thickness up to 45mm, incl. mounting set

Item number

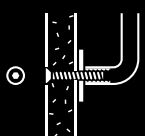
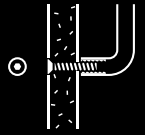
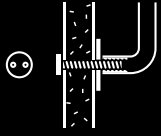
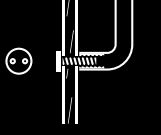
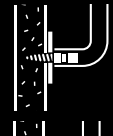

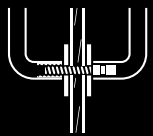
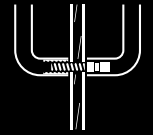
14.4070.02.106



## Accessories pulls, Ø14 & Ø19mm

For glass doors with predrilled Ø12mm hole							
		Length	Qty	Item no.			
Machine screw		Screw	30	2	14.4902.02.308		
			40	2	14.4902.02.405		
			50	2	14.4902.02.502		
			60	2	14.4902.02.600		
			Thrust rose, Ø50	2	14.4960.02.084		
		Length	Qty	Item no.			
Machine screw		Screw	30	2	14.4902.02.308		
			40	2	14.4902.02.405		
			50	2	14.4902.02.502		
			60	2	14.4902.02.600		
				Length	Qty	Item no.	
Pignose bolt		Bolt	30	2	14.4920.02.306		
			60	2	14.4920.02.608		
			90	2	14.4920.02.900		
		Timber	Thrust rose, Ø30	2	14.4960.02.084		
		Glass	Glass fitting	2	14.4960.02.084		
			f/trust rose	1	14.4965.00.408		
				Length	Qty	Item no.	
Pignose bolt		Bolt	30	2	14.4920.02.306		
			60	2	14.4920.02.608		
			90	2	14.4920.02.900		
		Glass	Glass fitting, Ø14	1	14.4965.00.106		
			Glass fitting, Ø19	1	14.4965.00.301		
		Length	Qty	Item no.			
Coach screw		Screw	30	2	14.4955.92.309		
			55	2	14.4955.92.554		
		Or bush		2	14.4950.00.002		
			Thrust rose, Ø30	2	14.4960.02.084		
				Length	Qty	Item no.	
Coach screw		Screw	60	2	14.4955.92.309		
			80	2	14.4955.92.554		
		Or bush		2	14.4950.00.002		
				Length	Qty	Item no.	
Back to back		Bolt	30	2	14.4915.92.380		
			58	2	14.4915.92.584		
			98	2	14.4915.92.983		
			120	2	14.4915.92.991		
		Timber	Thrust rose, Ø30	4	14.4960.02.084		
		Glass	Thrust rose, Ø30	4	14.4960.02.084		
				1	14.4965.00.408		
				Length	Qty	Item no.	
		Back to back		Bolt	30	2	14.4915.92.380
					58	2	14.4915.92.584
	98			2	14.4915.92.983		
	120			2	14.4915.92.991		
Glass	Ø14			1	14.4965.00.106		
	Ø19			1	14.4965.00.301		

## Accessories pulls, Ø25mm

For glass doors with predrilled Ø14mm hole		Length	Qty	Item no.		
Machine screw		Screw	50	2	14.4903.02.507	
			60	2	14.4903.02.604	
		Thrust rose, Ø50	2	14.4961.02.101		
		Screw	50	2	14.4903.02.507	
		60	2	14.4903.02.604		
Pignose bolt		Bolt	30	2	14.4922.02.305	
			60	2	14.4922.02.607	
			100	2	14.4922.02.909	
			Thrust rose, Ø50	2	14.4961.02.101	
		<b>Glass</b>	<b>2</b>	<b>14.4965.00.459</b>		
		Bolt	30	2	14.4922.02.305	
			60	2	14.4922.02.607	
			100	2	14.4922.02.909	
		<b>Glass</b>	<b>1</b>	<b>14.4965.00.351</b>		
Coach screw		Screw	60	2	14.4910.91.603	
			80	2	14.4910.91.808	
		Bush		2	14.4952.92.003	
		Thrust rose		2	14.4961.02.101	
		Screw	60	2	14.4910.91.603	
			80	2	14.4910.91.808	
	Bush		2	14.4952.92.003		
Back to back		Bolt	30	2	14.4917.92.303	
			60	2	14.4917.92.605	
			100	2	14.4917.92.109	
			Thrust rose, Ø50	4	14.4961.02.101	
		<b>Glass</b>	<b>1</b>	<b>14.4965.00.459</b>		
		Bolt	30	2	14.4917.92.303	
			60	2	14.4917.92.605	
			100	2	14.4917.92.109	
			<b>Glass</b>	<b>Ø25</b>	<b>1</b>	<b>14.4965.00.106</b>


## Accessories pulls, Ø32 & Ø38mm

For glass doors with predrilled Ø16mm hole		Length	Qty	Item no.	
Machine screw		Screw	50	2	14.4904.02.501
			60	2	14.4904.02.609
			Thrust rose, Ø50	2	14.4961.02.127
		Length	Qty	Item no.	
Machine screw		Screw	50	2	14.4904.02.501
			60	2	14.4904.02.609
				Length	Qty
Pignose bolt		Bolt	30	2	14.4921.02.301
			60	2	14.4921.02.602
			100	2	14.4921.02.106
			Thrust rose, Ø50	2	14.4961.02.127
		Glass		2	14.4965.00.700
		Length	Qty	Item no.	
Pignose bolt		Bolt	30	2	14.4921.02.301
			60	2	14.4921.02.602
			100	2	14.4921.02.106
		Glass		1	14.4965.00.505
				Length	Qty
Coach screw		Screw	60	2	14.4911.91.601
			80	2	14.4911.91.806
		Bush		2	14.4954.92.002
		Thrust rose		2	14.4961.02.127
		Length	Qty	Item no.	
Coach screw		Screw	60	2	14.4911.91.601
			80	2	14.4911.91.806
		Bush		2	14.4954.92.002
		Length	Qty	Item no.	
Back to back		Bolt	30	2	14.4916.92.309
			60	2	14.4916.92.601
			100	2	14.4916.92.104
			Thrust rose, Ø50	4	14.4961.02.127
		Glass		1	14.4965.00.700
		Length	Qty	Item no.	
Back to back		Bolt	30	2	14.4916.92.309
			60	2	14.4916.92.601
			100	2	14.4916.92.104
		Glass	Ø32	1	14.4965.00.505


















*Fittings for pull handles*



## Fittings for pull handles

 	Description Brass, Ø10mm, 9x22x5,5mm f/Ø14-19mm pull handles	Item number 14.4950.00.002
 	Galv., Ø14mm, 9x24x8mm f/Ø20-25mm pull handles Galv., Ø19mm, 9x22x10mm f/Ø30-38mm pull handles	14.4952.92.003 14.4954.92.002
     	Ø20x5,2x1,5mm f/Ø10mm pull handles Ø30x8,2x2mm f/Ø14-19mm pull handles Ø50x8,2x3mm f/Ø20-25mm pull handles Ø50x10,2x3mm f/Ø20-25mm pull handles Ø50x12,2x3mm f/Ø30-38mm pull handles  Ø76x5mm f/Ø32mm grab rail	14.4962.02.067 14.4960.02.084 14.4961.02.089 14.4961.02.101 14.4961.02.127  14.4963.02.321
   	F/Ø14mm pull handles F/Ø19mm pull handles F/Ø25mm pull handles F/Ø32/38mm pull handles	14.4965.00.106 14.4965.00.301 14.4965.00.351 14.4965.00.505
	F/Ø14/19mm pull handles, w/Ø30mm thrust rose F/Ø25mm pull handles, w/Ø50mm thrust rose F/Ø32/38mm pull handles, w/Ø50mm thrust rose	14.4965.00.408 14.4965.00.459 14.4965.00.700

*Wall door stop*



## Wall door stop



Description  
Ø14x21mm

Item number  
14.5050.02.009



Ø20x31mm

14.5055.02.001



Ø14x70mm  
Ø14x125mm

14.5060.02.002  
14.5060.02.126



Ø14x70mm, w/pin  
Ø14x125mm, w/pin

14.5065.02.005  
14.5065.02.126

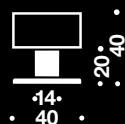
Loose rubber ø14 mm f/ door stop 14.5050+14.5060+145065  
Loose rubber ø20 mm f/ door stop 14.5055

14.9745.00.028  
14.9745.00.061

*Floor door stop*

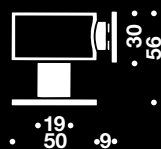


## Floor door stop




Description  
Ø40x40mm

Item number  
14.5070.02.006



Ø50x56mm, w/magnet, normal pull force 8kg  
Ø50x56mm, w/magnet, heavy duty pull force 16kg

14.5075.02.009  
14.5075.02.010



Ø70x30mm  
Ø40x20mm

14.5080.02.000  
14.9650.00.004



Turtle Ø80x15mm  
Turtle Ø80x30mm

14.5080.02.015  
14.5080.02.030

Loose rubber ø40 mm f/door stop 14.5070  
Loose rubber w/magnet f/door stop 14.5075  
Loose rubber f/door stop 14.9650

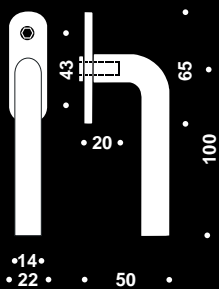
14.9745.00.125  
14.9745.00.141  
14.9745.00.133

*Window lever L shape 14mm*





### Window lever L shape 14mm

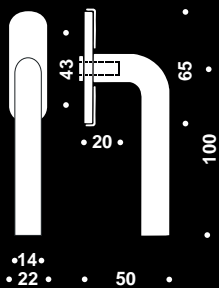


Description

8x8mm sq. spindle hole, solid oval rose 65x22mm, CC43 mm

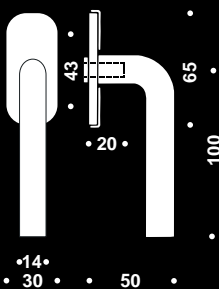
Item number

14.5400.02.000



8x8mm sq. spindle hole, oval snap on cover rose 65x22mm, CC43 mm

14.5401.02.800



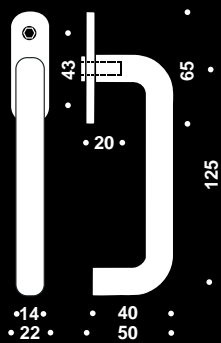
8x8mm sq. spindle hole, oval snap on cover rose 65x30mm, CC43 mm

14.5401.02.801

*Window lever U shape 14mm*



Window lever U shape 14mm

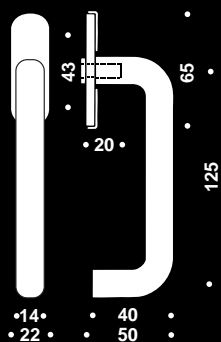


Description

8x8mm sq. spindle hole, solid oval rose 65x22mm, CC43mm

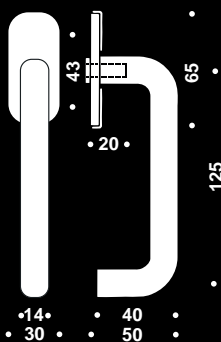
Item number

14.5405.02.000



8x8mm sq. spindle hole, oval snap on cover rose 65x22mm, CC43mm

14.5406.02.800



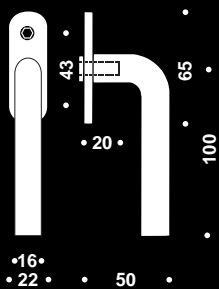
8x8mm sq. spindle hole, oval snap on cover rose 65x30mm, CC43mm

14.5406.02.801

*Window lever L shape 16mm*



*Window lever L shape 16mm*

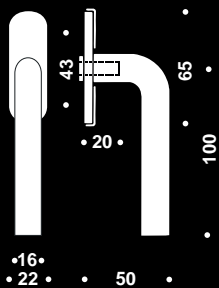


Description

8x8mm sq. spindle hole, solid oval rose 65x22mm, CC43mm

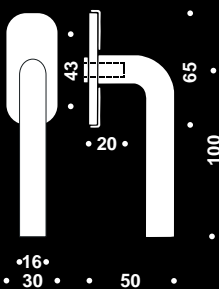
Item number

14.5411.02.001



8x8mm sq. spindle hole, oval snap on cover rose 65x22mm, CC43mm

14.5412.02.000



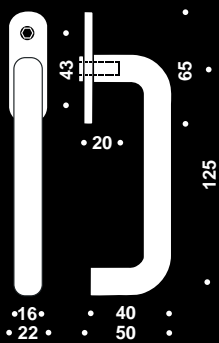
8x8mm sq. spindle hole, oval snap on cover rose 65x30mm, CC43mm

14.5412.02.804

*Window lever U shape 16mm*



*Window lever U shape 16mm*

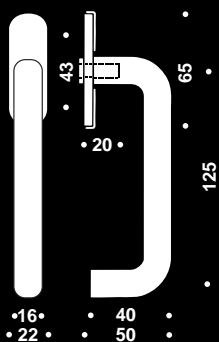


Description

8x8mm sq. spindle hole, solid oval rose 65x22mm, CC43mm

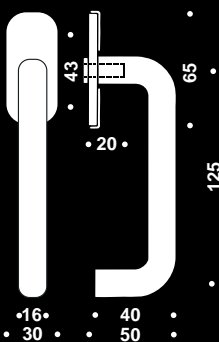
Item number

14.5413.02.001



8x8mm sq. spindle hole, oval snap on cover rose 65x22mm, CC43mm

14.5414.02.000



8x8mm sq. spindle hole, oval snap on cover rose 65x30mm, CC43mm

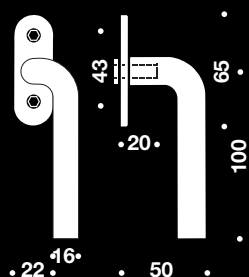
14.5414.02.803

*Window lever L shape cranked 16mm*





*Window lever L shape cranked 16mm*

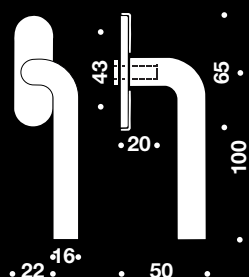


Description

LH, 8x8mm sq. spindle hole, solid oval rose 65x22mm, CC43mm  
 RH, 8x8mm sq. spindle hole, solid oval rose 65x22mm, CC43mm

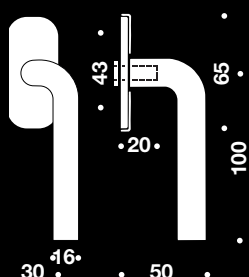
Item number

14.5416.02.039  
 14.5416.02.021



LH, 8x8mm sq. spindle hole, oval snap on cover rose 65x22mm, CC43mm  
 RH, 8x8mm sq. spindle hole, oval snap on cover rose 65x22mm, CC43mm

14.5418.02.050  
 14.5418.02.020



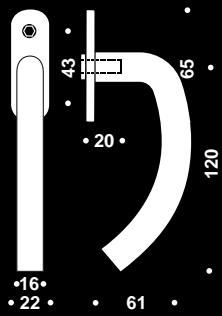
LH, 8x8mm sq. spindle hole, oval snap on cover rose 65x30mm, CC43mm  
 RH, 8x8mm sq. spindle hole, oval snap on cover rose 65x30mm, CC43mm

14.5418.02.822  
 14.5418.02.811

*Window lever C shape 16mm*



Window lever C shape 16mm

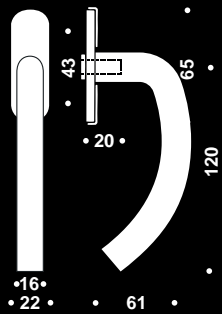


Description

8x8mm sq. spindle hole, solid oval rose 65x22mm, CC43mm

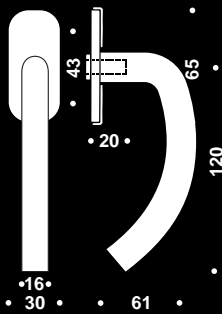
Item number

14.5408.02.100



8x8mm sq. spindle hole, oval snap on cover rose 65x22mm, CC43mm

14.5408.02.000



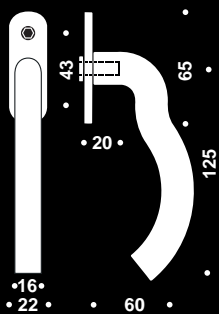
8x8mm sq. spindle hole, oval snap on cover rose 65x30mm, CC43mm

14.5408.02.800

*Window lever M shape 16mm*



Window lever M shape 16mm

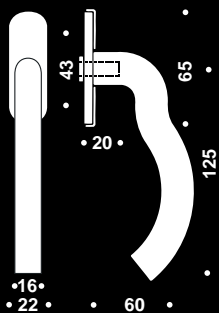


Description

8x8mm sq. spindle hole, solid oval rose 65x22mm, CC43mm

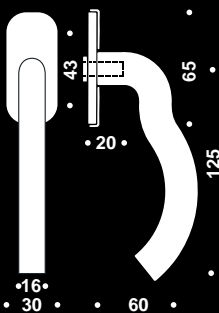
Item number

14.5409.02.100



8x8mm sq. spindle hole, oval snap on cover rose 65x22mm, CC43mm

14.5409.02.000



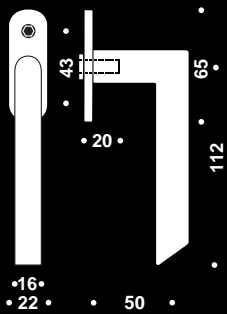
8x8mm sq. spindle hole, oval snap on cover rose 65x30mm, CC43mm

14.5409.02.800

*Window lever FF shape 16mm*



*Window lever FF shape 16mm*

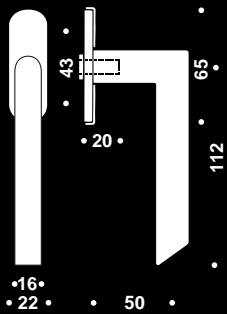


Description

8x8mm sq. spindle hole, solid oval rose 65x22mm, CC43mm

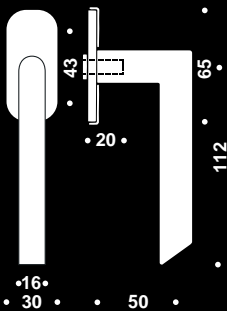
Item number

14.5407.02.100



8x8mm sq. spindle hole, oval snap on cover rose 65x22mm, CC43mm

14.5407.02.000



8x8mm sq. spindle hole, oval snap on cover rose 65x30mm, CC43mm

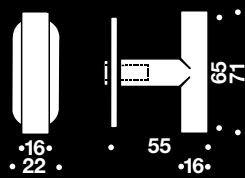
14.5407.02.800

*Window lever T shape 16mm*





*Window lever T shape 16mm*

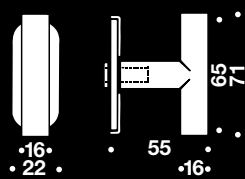


Description

7x7mm sq. spindle hole, solid oval rose 65x22mm, CC43mm

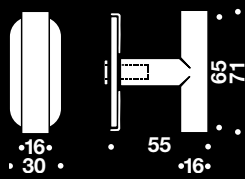
Item number

14.5440.02.100



7x7mm sq. spindle hole, oval snap on cover rose 65x22mm, CC43mm

14.5440.02.000



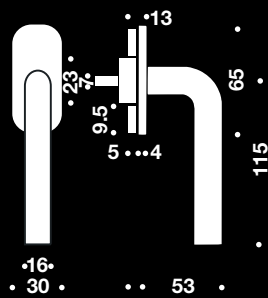
7x7mm sq. spindle hole, oval snap on cover rose 65x30mm, CC43mm

14.5440.02.806

***Window lever L shape 16mm CLICK STOP***



**Window lever L shape 16mm CLICK STOP**

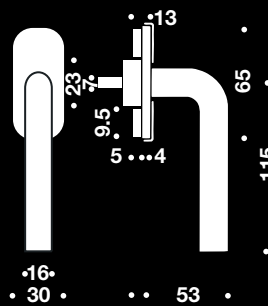


**Description**

W/7x7mm sq. spindle, oval snap on cover rose 65x30mm, CC43mm, 90°-180°

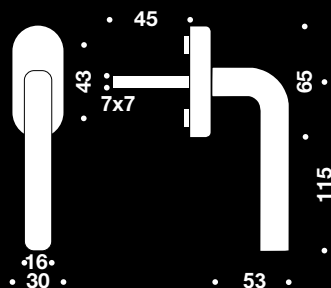
**Item number**

14.5420.02.027



W/7x7mm sq. spindle, oval snap on cover rose 65x30mm, CC43mm, 90°-135°-180°

14.5420.02.035



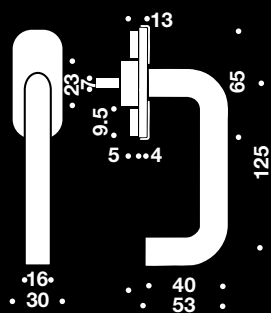
W/7x7mm sq. spindle, oval snap on cover HIGH rose 65x30mm, CC43mm, 90°-180°

14.5420.02.040

***Window lever U shape 16mm CLICK STOP***



## Window lever U shape 16mm CLICK STOP

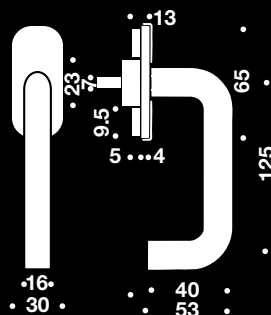


**Description**

W/7x7mm sq. spindle, oval snap on cover rose 65x30mm, CC43mm, 90°-180°

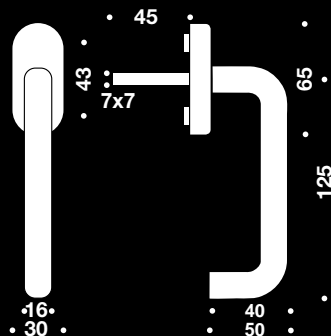
**Item number**

14.5425.02.020



W/7x7mm sq. spindle, oval snap on cover rose 65x30mm, CC43mm, 90°-135°-180°

14.5425.02.038



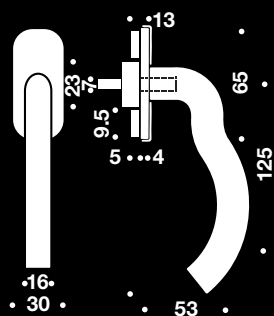
W/7x7mm sq. spindle, oval snap on cover HIGH rose 65x30mm, CC43mm, 90°-180°

14.5425.02.040

***Window lever M shape 16mm CLICK STOP***



## Window lever M shape 16mm CLICK STOP

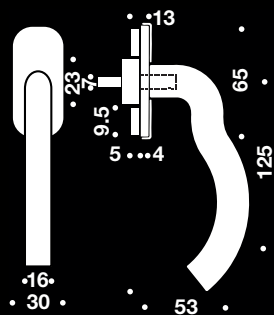


**Description**

W/7x7mm sq. spindle, oval snap on cover rose 65x30mm, CC43mm, 90°-180°

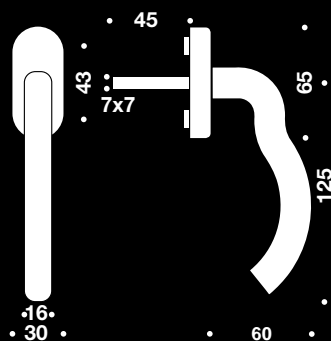
**Item number**

14.5422.02.020



W/7x7mm sq. spindle, oval snap on cover rose 65x30mm, CC43mm, 90°-135°-180°

14.5422.02.038



W/7x7mm sq. spindle, oval snap on cover HIGH rose 65x30mm, CC43mm, 90°-180°

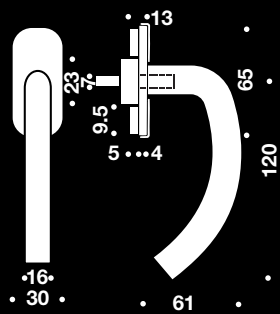
14.5422.02.040

***Window lever C shape 16mm CLICK STOP***





**Window lever C shape 16mm CLICK STOP**

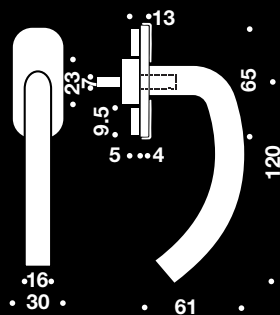


**Description**

W/7x7mm sq. spindle, oval snap on cover rose 65x30mm, CC43mm, 90°-180°

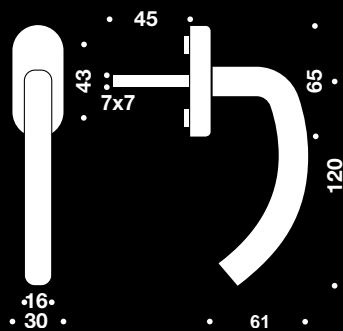
**Item number**

14.5421.02.020



W/7x7mm sq. spindle, oval snap on cover rose 65x30mm, CC43mm, 90°-135°-180°

14.5421.02.038



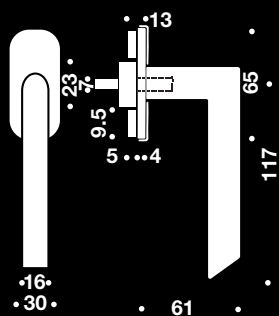
W/7x7mm sq. spindle, oval snap on cover HIGH rose 65x30mm, CC43mm, 90°-180°

14.5421.02.040

***Window lever FF shape 16mm CLICK STOP***



**Window lever FF shape 16mm CLICK STOP**

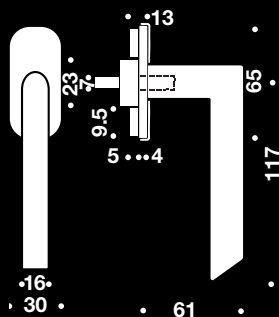


**Description**

W/7x7mm sq. spindle, oval snap on cover rose 65x30mm, CC43mm, 90°-180°

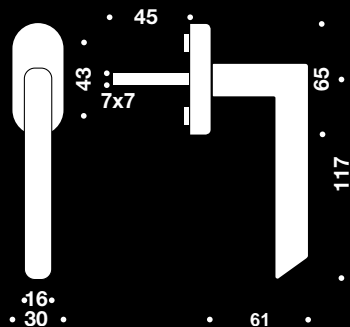
**Item number**

14.5423.02.020



W/7x7mm sq. spindle, oval snap on cover rose 65x30mm, CC43mm, 90°-135°-180°

14.5423.02.038



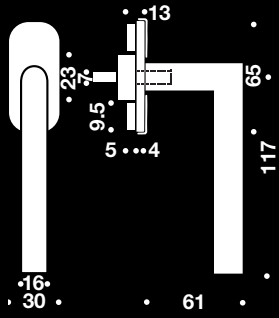
W/7x7mm sq. spindle, oval snap on cover HIGH rose 65x30mm, CC43mm, 90°-180°

14.5423.02.040

***Window lever FFG shape 16mm CLICK STOP***



*Window lever FFG shape 16mm CLICK STOP*



Description

W/7x7mm sq. spindle, oval snap on cover HIGH rose 65x30mm, CC43mm, 90°-180°

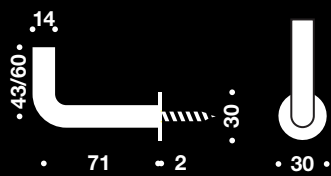
Item number

14.5424.02.040

*Handrail brackets*



Handrail brackets



Description

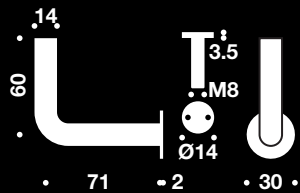
M8, 90°, 73x43mm

M8, 90°, 73x60mm

Item number

14.6000.02.008

14.6005.02.001

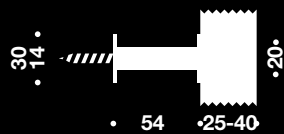


M8, 90°, f/glass fitting, 8-22mm glass thickness

M8, 90°, f/glass fitting, 22-50mm glass thickness

14.6005.02.005

14.6005.02.006



M8, straight 25-40mm, 54mm

14.6010.02.001