

Installation Guide  
&  
Technical Specifications



---

[service@avenir.com.au](mailto:service@avenir.com.au)

---

# Installation Guide


## Classic Vertical Heated Rail - 24V

PLEASE FOLLOW THIS INSTALLATION GUIDE CLOSELY - Failure to do so could void the warranty - This installation procedure has been carefully designed and works very well However, it may be different to other products and your own experience. The supplied fixings are specially designed for this product - please do not substitute them!

### COMMON ISSUES TO BE AVOIDED

- Install the supplied twin multi strand wire - do not use thicker wire.
- Install a separate wire for each rail back to the transformer - do not daisy chain.
- Avoid installing on grout lines - this is the weakest point of the tile.
- The transformer must be installed in a ventilated accessible location.
- The supplied low voltage wire is 2.5 meters, however this can be extended (5 meters Max).

In-Wall Kit  
TRCF-S



Transformer  
TRTR100-24V






Heated Towel  
Rail





Video  
Installation Guide



## SPECIFICATIONS

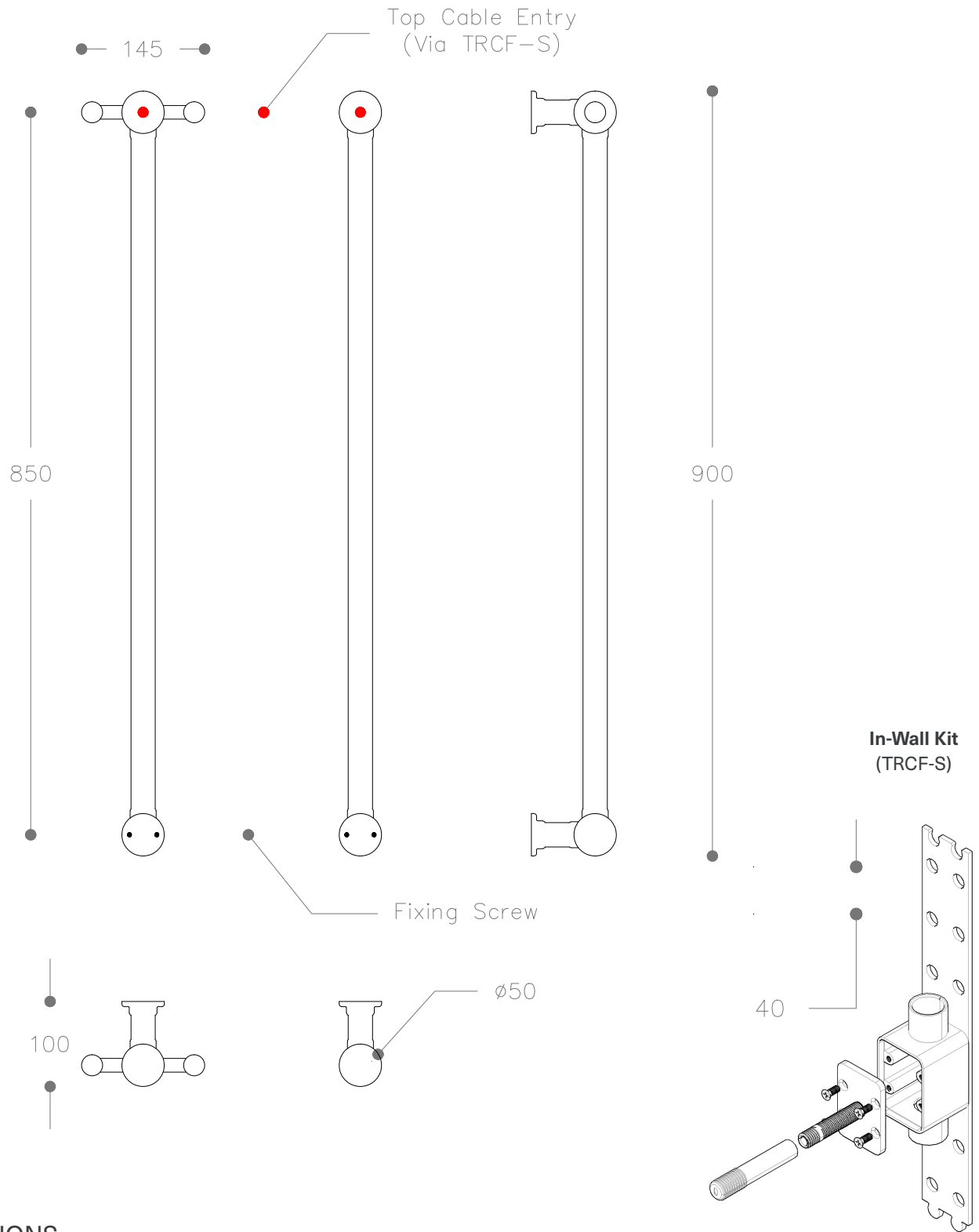
<p><b>Voltage</b> 24 Volts AC or DC (No Polarity)</p>	<p><b>Standards</b> EN/AS/NZ 60335.2.43</p>	<p>AUSTRALIAN <b>MANUFACTURER</b></p> 
<p><b>Material</b> Stainless Steel 304</p>	<p><b>Electrical Connection</b> Concealed Wiring</p>	<p>HEATING TIME <b>30 MINUTES</b></p> 
<p><b>Finish</b> Polished, Brushed, PVD, Paint</p>	<p><b>Heating Method</b> Dry Internal Heating Element</p>	<p>WARRANTY <b>10 YEAR</b></p> 
<p><b>Ingress Protection</b> IPX5 (Suitable for wet areas)</p>	<p><b>Required / Sold Separately</b> In-Wall Kit (TRCF-S) - per rail</p>	

 A licensed electrician is required to carry out the installation of Heated Towel Rails using the Concealed Wiring System (In-Wall Kit).

 A timer should be fitted to control the mains supply to the transformer, in order to prolong the life of the heating elements, transformer and save energy.

## WARRANTY

The warranty covers products against defective materials and workmanship for a period of 10 years from the date of purchase. Transformers are warranted for 5 years and labour is covered for the first 12 months only. Please note this warranty does not cover installation issues - if you are having difficulties with installation we are happy to assist. For technical support please contact service@avenir.com.au



VARIATIONS

Heated Version	Depth	H1 (Fixings)	H2 (Overall)
TRH8-90	100mm	850mm	900mm
TRH8RH-90	100mm	850mm	900mm

**NOTE:** Transformer (24V) and In-Wall Kits (1 per rail) required and sold separately

Recommended Spacing

160-400mm  
Typical 300mm  
(40mm Increments)

1-3 Rails recommended per Bathroom