

Installation Guide
&
Technical Specifications



service@avenir.com.au

Installation Guide


Classic Horizontal Heated Rail - 24V

PLEASE FOLLOW THIS INSTALLATION GUIDE CLOSELY - Failure to do so could void the warranty - This installation procedure has been carefully designed and works very well However, it may be different to other products and your own experience. The supplied fixings are specially designed for this product - please do not substitute them!

COMMON ISSUES TO BE AVOIDED

- Install the supplied twin multi strand wire - do not use thicker wire.
- Install a separate wire for each rail back to the transformer - do not daisy chain.
- Avoid installing on grout lines - this is the weakest point of the tile.
- The transformer must be installed in a ventilated accessible location.
- The supplied low voltage wire is 2.5 meters, however this can be extended (5 meters Max).

In-Wall Kit
TRCF-S



Transformer
TRTR100-24V






Heated Towel
Rail





Video
Installation Guide



SPECIFICATIONS

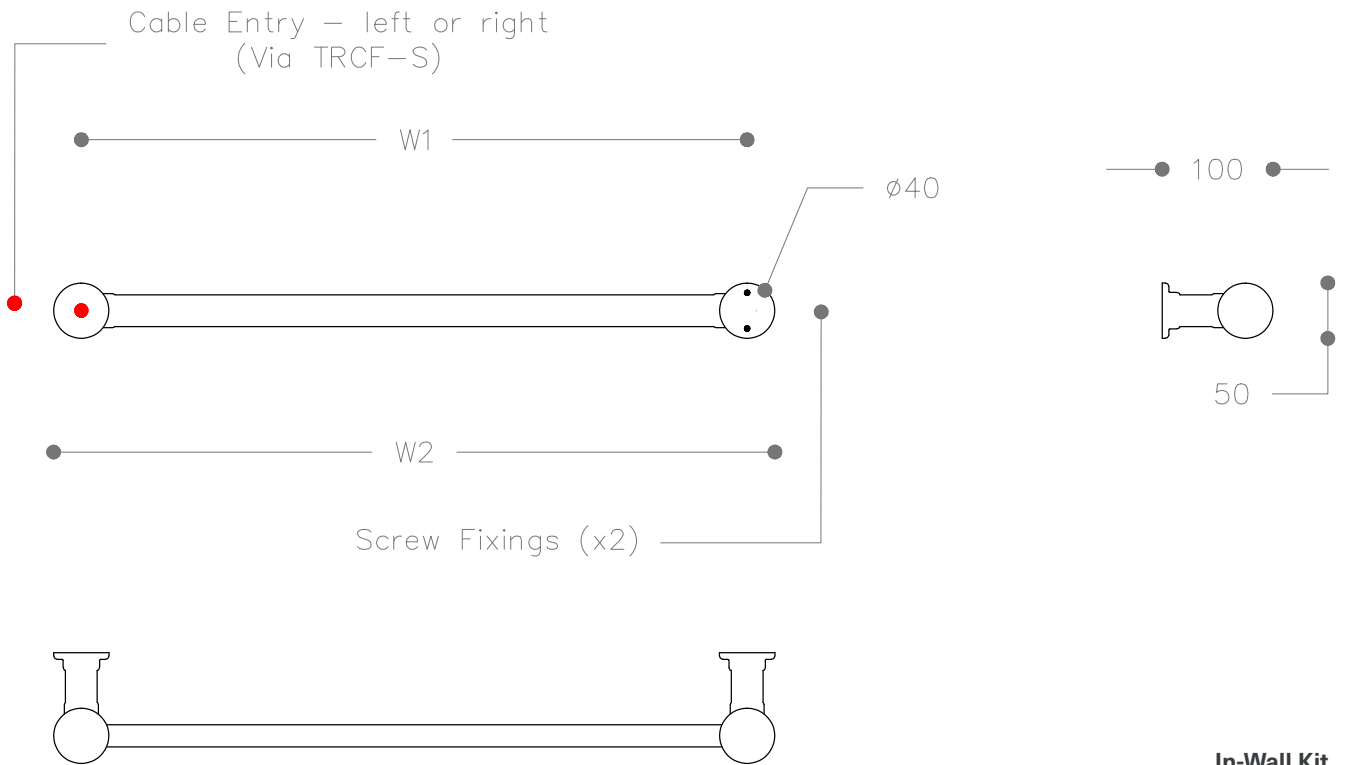
<p>Voltage 24 Volts AC or DC (No Polarity)</p>	<p>Standards EN/AS/NZ 60335.2.43</p>	<p>AUSTRALIAN MANUFACTURER</p> 
<p>Material Stainless Steel 304</p>	<p>Electrical Connection Concealed Wiring</p>	<p>HEATING TIME 30 MINUTES</p> 
<p>Finish Polished, Brushed, PVD, Paint</p>	<p>Heating Method Dry Internal Heating Element</p>	<p>WARRANTY 10 YEAR</p> 
<p>Ingress Protection IPX5 (Suitable for wet areas)</p>	<p>Required / Sold Separately In-Wall Kit (TRCF-S) - per rail</p>	

 A licensed electrician is required to carry out the installation of Heated Towel Rails using the Concealed Wiring System (In-Wall Kit).

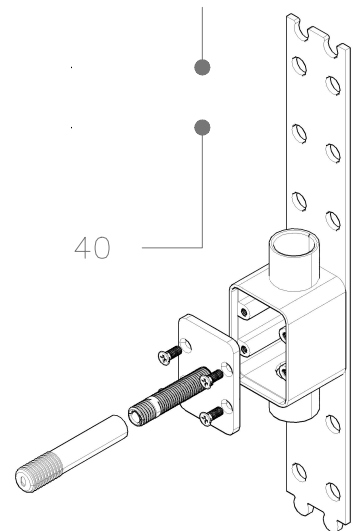
 A timer should be fitted to control the mains supply to the transformer, in order to prolong the life of the heating elements, transformer and save energy.

WARRANTY

The warranty covers products against defective materials and workmanship for a period of 10 years from the date of purchase. Transformers are warranted for 5 years and labour is covered for the first 12 months only. Please note this warranty does not cover installation issues - if you are having difficulties with installation we are happy to assist. For technical support please contact service@avenir.com.au



In-Wall Kit (TRCF-S)



VARIATIONS

Heated Version	Depth	W1 (Fixings)	W2 (Overall)
TRH8-65	100mm	600mm	650mm
TRH8-90	100mm	850mm	900mm

Recommended Spacing

160-400mm
Typical 200mm
(40mm Increments)

3-5 Rails recommended per Bathroom

NOTE: Transformer (24V) and In-Wall Kits (1 per rail) required and sold separately