



PINNACLE ANALYTICS

Potency Results

Sample Name: Chem Dawg
Client: NV Farms
Client Batch ID:

Pinnacle-Analytics.com
3549 Lear Way, Suite 101
Medford OR 97504
P:(541)300-8217

Sample ID: rC-C-185-D506

Date Sampled: 8/7/2023

Matrix: Flower

Date Reported: 8/9/2023 Client

Prep Analyst: Megan E.

License: N/A

Analysis Method: 0630322+1 H3 4-20-2022 #1.lcm

1750 Delta Waters Rd #102-382

Sampling Method: N/A

Medford OR 97504

Reference Method: JCB 2009: HPLC/DAD

For R&D Purposes Only

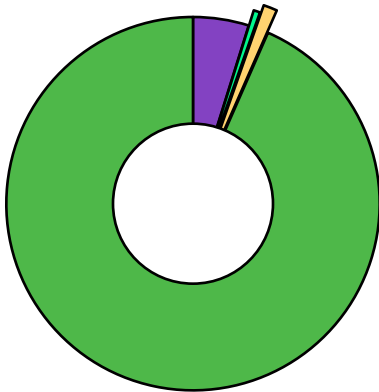
Analysis Batch: 8-7-2023 H3 185, 205, 276, 300, 302, 354 Flower





Total THC (THCA*0.877+d9-THC)	24.7%
Total CBD (CBDA*0.877+CBD)	<LOQ%
Moisture Content	13.6%

Cannabinoid	% Weight	mg/g
CBDVA	<LOQ	<LOQ
CBDV	<LOQ	<LOQ
CBDA*	<LOQ	<LOQ
CBGA	1.11	11.1
CBG	0.129	1.29
CBD*	<LOQ	<LOQ
THCV	<LOQ	<LOQ
CBN	<LOQ	<LOQ
d9-THC*	0.275	2.75
d8-THC*	<LOQ	<LOQ
CBC	<LOQ	<LOQ
THCA*	21.5	215.0
Total Cannabinoids	23.0	230.0

*ORELAP Accredited Analyte

Limit Of Quantitation: 0.1%, analyte not measured



 CBGA	 THCA*
 CBG	
 d9-THC*	



These test results may not be altered or reproduced except in full without the permission of Pinnacle Analytics. These results were generated following the Oregon Administrative Rules and in accordance with the NELAP Institute under ORELAP License #4152
Report generated by Routine_Potency_Rev11_4-16-2023

Kris Ford, PhD
Lab Director