

EGRETECH

PORTABLE SOLAR PANEL SONIC

PSP SONIC 100W

English version

INSTRUCTIONS MANUAL

About Our Product

Welcome to buy and use our Portable Solar Panel. This Product can use sunlight to power your equipment anytime and anywhere. This Product which is designed according to the highest technical specifications and standards can provide sufficient free green energy. Please read these instructions carefully before using the Product, and then store them in a safe place for future reference.

Technical Specification

Product Name: Portable Solar Panel Sonic

Product Model: PSP Sonic 100W

Fold Size: 505*282*73mm; Unfold Size: 1,900*505*25mm

Product Weight: 5.4Kg

Solar Panel Power: 17.5V=5.71A (100W Max, -5% ~ +10%)

Open Circuit Voltage: 20.8V; Short Circuit Current: 6A

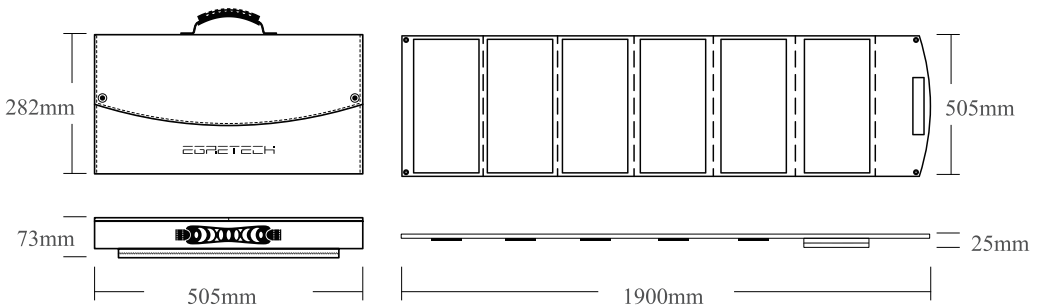
Operating temperature: - 20°C~60°C

Battery Type: Mono-crystalline Silicon cell

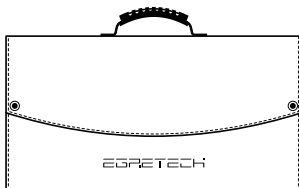
Panel Material: ETFE Bright Panel; Backing Material: Fabric

Solar Panel Plug: MC4 (16AWG; Wire Length: 260mm)

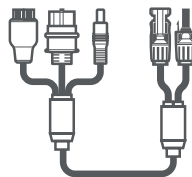
Adapter: MC4 plug on one end; the other ends are XT60, Anderson Connector, DC5521 Plug (16AWG; Wire Length: 2,000mm)




Product Accessories



Solar Panel * 1

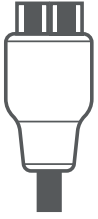


Adapter * 1



Instructions * 1

Plug Description



Anderson connector



XT60 Plug



DC5521 Plug



MC4 Receptacle



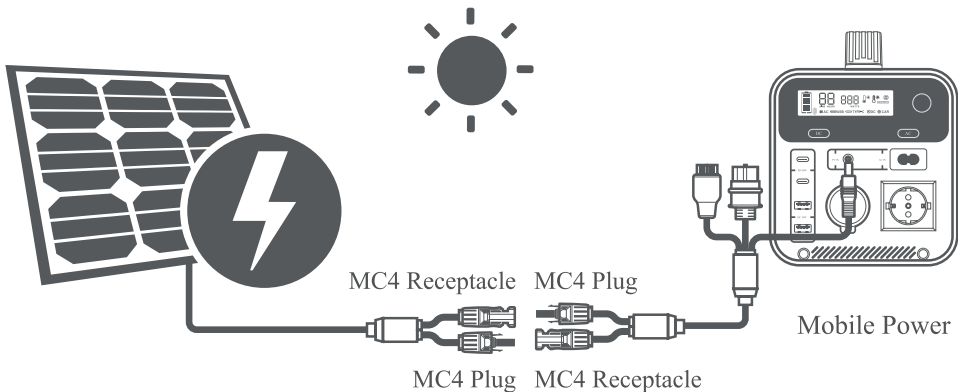
MC4 Plug

Adapter Output Plug

Solar Panel Extension Plug

How to charge the device

1. Unfold your solar panel, make it to sunlight to be perpendicular as possible at 90° to receive more solar.
2. The MC4 Plug of the extension Receptacle of the solar panel is connected with the MC4 Receptacle of the adapter, and the MC4 Receptacle Plug of the solar panel is also connected with the MC4 Plug of the adapter; once XT60/Anderson Connector/DC5521 Receptacle at the other end of the Plug is connected to XT60/Anderson Connector/DC5521 Receptacle corresponding to the energy storage equipment, solar charging can be started.
3. When charging the energy storage equipment, please keep the equipment well ventilated. Place the device in a cool place to avoid overheating of energy storage equipment caused by sun exposure.

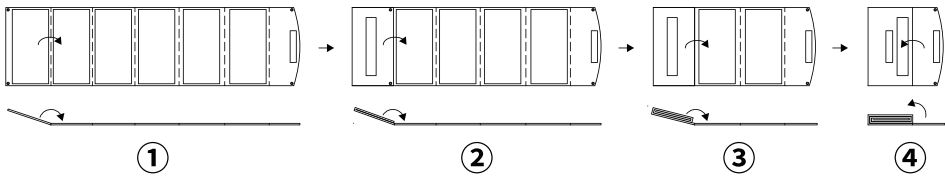


Connect one end of the adapter to the solar panel, and the other end to the corresponding receptacle of the energy storage equipment



Please pay attention to whether the parameters of the energy storage equipment are compatible with the specification of the solar panel, otherwise, the equipment may be damaged

How to store your solar panel



Common Problems and Solutions

1. Why can the solar panel not be charged?

- ① Loose connection of adapter/solar panel plug: try to plug and unplug again.
- ② The solar panel is not placed properly: Please readjust the direction of the solar panel to ensure that the solar panel fully receive sunlight.

2. Why do the electronic device charge slowly?

- ① Low ambient illumination: in low illumination environment such as rainy days, the conversion efficiency of solar panel will be affected.
- ② Dirty surface of solar panel: please clean and continue to use the panel surface to avoid stains blocking the solar panel from receiving sunlight.
- ③ Overheating of energy storage equipment: please do not expose energy storage equipment to sunlight or overheated environment for a long time. Excessive temperature may trigger overheating protection of equipment.

3. If it is cloudy, can the solar panel still work?

Even if the illumination is low, the solar panel can still generate electricity, however, the power will decrease in comparison with the weather condition with strong illumination; if the connected equipment can support MPPT algorithm, even if the illumination is low, the solar panel can maintain a relatively stable high voltage level to generate electricity, thus improving the impact of low illumination environment.

4. Can this panel charge the mobile power?

Please check whether the mobile power can support this Product Specification before use. Please refer to "Technical Specification" in your manual for specific parameters.

Warning

1. Please to use this Product under the sun in outdoor environment without shade.
2. Working Environment temperature: $-20^{\circ}\text{C}\sim 60^{\circ}\text{C}$.
3. This Product should not be in contact with highly-corrosive substance.
4. It is required to avoid scratching and hitting the surface of solar panel by any hard object during use.
5. During transportation and assembly, the solar panel should be prevented from bearing any large bending stress, and after your use, should be folded and stored in the folding bag in the ex-factory folding sequence.
6. The solar panel shall be connected to the matching adapter to charge the energy storage equipment and Do Not damage the output port.
7. Please keep this Product away from any children aged 6 or below.

FCC Warning



This device complies with part 15 of the FCC Rules. Operation is subject to the following two conditions: (1) This device may not cause harmful interference, and (2) this device must accept any interference received, including interference that may cause undesired operation.

Any Changes or modifications not expressly approved by the party responsible for compliance could void the user's authority to operate the equipment.

Note: This equipment has been tested and found to comply with the limits for a Class B digital device, pursuant to part 15 of the FCC Rules. These limits are designed to provide reasonable protection against harmful interference in a residential installation. This equipment generates uses and can radiate radio frequency energy and, if not installed and used in accordance with the instructions, may cause harmful interference to radio communications. However, there is no guarantee that interference will not occur in a particular installation. If this equipment does cause harmful interference to radio or television reception, which can be determined by turning the equipment off and on, the user is encouraged to try to correct the interference by one or more of the following measures: 3.

- Reorient or relocate the receiving antenna.
- Increase the separation between the equipment and receiver.
- Connect the equipment into an outlet on a circuit different from that to which the receiver is connected.
- Consult the dealer or an experienced radio/TV technician for help.

The device has been evaluated to meet general RF exposure requirement. The device can be used in portable exposure condition without restriction.

Warranty Card Service

Dear Users: Thank you for purchasing our product. To protect your interest, please read the following instructions carefully before using the product and keep this warranty card properly.

Warranty Policy

1. Changing or refunding with no reason is allowed within 7 days from the date of purchase, and the warranty period shall be one year. The postage for goods of changing or refunding due to non-quality problem should be borne by consumers and the postage for re-delivery should be borne by vendors. If there are invoices and free gifts, please send them back together.
2. During the warranty period, if there is any performance failure of this Product, the user can send the product back to the Company together with the warranty card.
3. During the warranty period, if any damage caused by improper use should be repaired, service fees shall be charged appropriately.
4. If purchasing from a local store, you can enjoy the replacement service provided by us within 15 days from the date of purchase at the local after-sales service center. If there is no local after-sales service center, you can engage a dealer for replacement service.

Regulations on Circumstances beyond the Scope of Warranty

1. This Product was maintained without authorization, misused, collided, neglected, abused and altered or fell into an accident, or labels and anti-counterfeiting marks are torn or altered;
2. The original serial number label of the Product was altered, replaced and torn;
3. The product had no serial number and the product model and number on the warranty certificate were inconsistent with the physical product;
4. The product exceeded the warranty period stipulated by the Company;
5. Abnormal use of the product led to appearance damage;
6. Outer package and attached gifts, services other than any product committed by salespersons, and additional configurations and gifts shall fall beyond the scope of warranty;
7. Improper Storage: if the product was exposed to abnormal humidity and temperature environment for a long time, the performance would be damaged;
8. The product was damaged due to failure to follow the operating instructions, artificial abuse and misuse, and unauthorized modification, or due to force majeure.

Precautions

1. Please Do Not disassemble, modify or short-circuit the Product, otherwise, electric shock, fire or electrical damage would be caused.
2. This Product is an electronic product, so please avoid strong beating, puncturing or falling.
3. It is forbidden to be exposed to overheated or supercooled environment. The best operating environment temperature of the product is -20°C~60°C.
4. It is required to keep the product out of the reach of children so as to prevent danger.

Return Registration Form

EGRETECH

Product model: _____

Consumer name: _____

Order No.: _____

Product name: _____

Contact details: _____

Reason for return: _____

Address: 6th Floor, Block A, Haina Baichuan Building, Baoxing Road No.6,
Haibin Community, Xin'an Street, Bao'an District, Shenzhen City, Guangdong Province, China
Manufacturer: G-YOUTH TECHNOLOGIES (SHENZHEN) CO., LTD

 www.egretech.com

