

CATALOGUE

HAM  KI



ABOUT US



Value for Money

Hamoki is a company that is constantly improving to offer you the best equipment for professional catering. We aim to bring changes to your catering needs with a range of products at competitive prices. In the manufacturing process, we focus specifically on using only top-class materials and make the latest technologies available for our production.

- ✓ Our complete range of products allows us to guarantee all the needs of cafes, hotels, restaurants, whether in terms of equipment refrigerated, neutral stainless steel or snack and preparation equipment.
- ✓ Our products comply with current European legislation and are CE and UKCA certified.

Service Offers

We make every effort to establish a relationship of trust with our customers, and act daily with the aim of better structuring our service offerings. Our technical team designs and develops our products and brand with a high level of knowledge and experience. In the manufacturing process, we focus specifically on using only top-class materials and make the latest technologies available for our production.

- ✓ Our warehouse located in Milton Keynes allow us to best guarantee the availability of our products.
- ✓ We deliver everywhere in Mainland UK and Europe thanks to our courier partners located close to our easy access area.

Customer Relationship

Today, Hamoki are committed to striving for excellence daily, by responding to all your requests and optimising product availability. Our goal is to ensure you receive maximum customer satisfaction and reliable, easy to use equipment in the commercial catering market.

- ✓ Choosing Hamoki means choosing a trusted partner. Here, you will always have a contact person at your side.
- ✓ Hamoki are committed to supporting you in your daily projects. Do not hesitate to come and discover our products in our showroom, our team of experts will be delighted to welcome you and advise you.

SUMMARY

REFRIGERATION

Upright Refrigerated Cabinets	P.04
Refrigerated Counters	P.05
Refrigerated Pizza Counters	P.07
Refrigerated Pizza Displays	P.07
Refrigerated Sandwich Counters	P.08
Refrigerated Salad Counters	P.08
Options	P.10
Drinks Cabinets	P.11
Back Bar Coolers	P.12
Display Counters	P.13
Cake Displays	P.14
Ice Makers	P.14
ABS (A & HA Series)	P.16

SNACKING

Fryers (Electric & Gas)	P.20
Griddles/Charbroilers	P.22
Crepe Makers	P.23
Waffle Makers	P.24
Kebab Machine/Slicer	P.24
Gas Ovens	P.25
Salamander Grills	P.25
Toasters	P.26
Warmers/Kettles	P.26
Ovens (Pizza & Convection)	P.27
Bain Marie	P.28
Hot Display	P.29
Cabinets	P.29

PREPARATION

Pie Cabinets	P.29
Blender	P.29
Citrus Juicer	P.30
Water Boilers	P.30
Warmer Drawer	P.30
Heated Lamp Displays	P.30
Electric Food Warmers	P.30

Meat Mincer/Slicers	P.31
Vegetable Prep Machine	P.32
Bonesaws	P.33
Potato Peeler	P.33
Food Mixers	P.33
Planetary Mixers	P.34
Pizza Dough (Roller & Sheeter)	P.35
Spiral Mixers	P.36
Hand Blenders	P.37

STAINLESS STEEL

Sinks	P.38
Tables	P.39
Wall Shelves	P.39
Trolleys (Service & Rack)	P.40
Hand Wash Basin	P.41
Perforated GN Pans	P.41
GN Pans	P.42
GN Lids	P.42
Chrome Shelving	P.43



REFRIGERATION



Upright Refrigerated Cabinet Single Door



Stainless steel interior and exterior, Treated evaporator, Thermostat, Compressor, R290 Gas, Automatic door reminder, Automatic defrosting, Removable seal, 3 shelves per door

CODE	221001 (GN650TN)	221002 (GN650BT)	221005 (GN600TN)	221006 (GN600BT)
VOLUME	GN 2/1	GN2/1	400 x 600 mm	400 x 600 mm
DIMENSIONS (WxDxH)	740 x 828 x 2050 mm	740 x 828 x 2050 mm	610 x 760 x 1950 mm	610 x 760 x 1950 mm
WEIGHT	116 KG	125 KG	102 KG	109 KG
LITRE	620 L	620 L	415 L	415 L
TEMPERATURE	-2 ~ 8°C	-18 ~ -22°C	-2 ~ 8°C	-18 ~ -22°C
POWER	200 W	410 W	195 W	410 W



Upright Refrigerated Cabinet Double Doors



Stainless steel interior and exterior, Treated evaporator, Thermostat, Compressor, R290 Gas, Automatic door reminder, Automatic defrosting, Removable seal, 3 shelves per door

CODE	221003 (GN1410TN)	221004 (GN1410BT)	221007 (GN1200TN)	221008 (GN1200BT)
VOLUME	GN2/1	GN2/1	460 x 610 mm	460 x 610 mm
DIMENSIONS (WxDxH)	1480 x 828 x 2050 mm	1480 x 828 x 2050 mm	1220 x 760 x 1950 mm	1220 x 760 x 1950 mm
WEIGHT	191 KG	202 KG	165 KG	174 KG
LITRE	1375 L	1375 L	935 L	935 L
TEMPERATURE	-2 ~ 8°C	-18 ~ -22°C	-2 ~ 8°C	-18 ~ -22°C
POWER	430 W	700 W	400 W	650 W



REFRIGERATION

Refrigerated Counter 2 Doors

Stainless steel interior and exterior, Treated evaporator, Thermostat, Compressor, R290 Gas, Automatic door reminder, Automatic defrosting, Removable seal, 1 shelf per door

CODE	221021 (SNACK2100TN)	221027 (SNACK2100BT)	221022 (SNACK2200TN)	221064 (SNACK2200BT)
VOLUME	325 x 430 mm	325 x 430 mm	325 x 430 mm	325 x 430 mm
DIMENSIONS (WxDxH)	1350 x 600 x 850 mm	1350 x 600 x 850 mm	1350 x 600 x 950 mm	1350 x 600 x 950 mm
WEIGHT	66 KG	69 KG	68 KG	70 KG
LITRE	226 L	226 L	226 L	226 L
TEMPERATURE	-2 ~ 8°C	-18 ~ -22°C	-2 ~ 8°C	-18 ~ -22°C
POWER	210 W	250 W	210 W	250 W



+ Backsplash (100 mm)



+ Drawers option (Consult us)

Refrigerated Counter 3 Doors

Stainless steel interior and exterior, Treated evaporator, Thermostat, Compressor, R290 Gas, Automatic door reminder, Automatic defrosting, Removable seal, 1 shelf per door

CODE	221023 (SNACK3100TN)	221028 (SNACK3100BT)	221024 (SNACK3200TN)	221065 (SNACK3200BT)
VOLUME	325 x 430 mm	325 x 430 mm	325 x 430 mm	325 x 430 mm
DIMENSIONS (WxDxH)	1800 x 600 x 850 mm	1800 x 600 x 850 mm	1800 x 600 x 950 mm	1800 x 600 x 950 mm
WEIGHT	82 KG	86 KG	85 KG	89 KG
LITRE	346 L	346 L	346 L	346 L
TEMPERATURE	-2 +8°C	-18 -22°C	-2 +8°C	-18 -22°C
POWER	230 W	260 W	230 W	260 W



+ Backsplash (100 mm)



+ Drawers option (Consult us)

Refrigerated Counter 4 Doors

Stainless steel interior and exterior, Treated evaporator, Thermostat, Compressor, R290 Gas, Automatic door reminder, Automatic defrosting, Removable seal, 1 shelf per door

CODE	221025 (SNACK4100TN)	221029 (SNACK4100BT)	221026 (SNACK4200TN)	221066 (SNACK4200BT)
VOLUME	325 x 430 mm	325 x 430 mm	325 x 430 mm	325 x 430 mm
DIMENSIONS (WxDxH)	2230 x 600 x 850 mm	2230 x 600 x 850 mm	2230 x 600 x 950 mm	2230 x 600 x 950 mm
WEIGHT	102 KG	107 KG	106 KG	110 KG
LITRE	467 L	467 L	467 L	467 L
TEMPERATURE	-2 +8°C	-18 -22°C	-2 +8°C	-18 -22°C
POWER	250 W	340 W	250 W	340 W



+ Backsplash (100 mm)



+ Drawers option (Consult us)



REFRIGERATION



+ Backsplash (100 mm)



Refrigerated Counter

2 Doors

Stainless steel interior and exterior, Treated evaporator, Thermostat, Compressor, R290 Gas, Automatic door reminder, Automatic defrosting, Removable seal, 1 shelf per door

CODE	221009 (GN2100TN)	221015 (GN2100BT)	221010 (GN2200TN)	221016 (GN2200BT)
VOLUME	GN1/1	GN1/1	GN1/1	GN1/1
DIMENSIONS (WxDxH)	1350 x 700 x 850 mm	1350 x 700 x 850 mm	1350 x 700 x 950 mm	1350 x 700 x 950 mm
WEIGHT	74 KG	77 KG	76 KG	80 KG
LITRE	272 L	272 L	272 L	272 L
TEMPERATURE	-2 ~ 8°C	-18 ~ -22°C	-2 ~ 8°C	-18 ~ -22°C
POWER	250 W	290 W	250 W	290 W

+ Drawers option (Consult us)



+ Backsplash (100 mm)



Refrigerated Counter

3 Doors

Stainless steel interior and exterior, Treated evaporator, Thermostat, Compressor, R290 Gas, Automatic door reminder, Automatic defrosting, Removable seal, 1 shelf per door

CODE	221011 (GN3100TN)	221017 (GN3100BT)	221012 (GN3200TN)	221018 (GN3200BT)
VOLUME	GN1/1	GN1/1	GN1/1	GN1/1
DIMENSIONS (WxDxH)	1800 x 700 x 850 mm	1800 x 700 x 850 mm	1800 x 700 x 950 mm	1800 x 700 x 950 mm
WEIGHT	93 KG	96 KG	95 KG	98 KG
LITRE	418 L	418 L	418 L	418 L
TEMPERATURE	-2 ~ 8°C	-18 ~ -22°C	-2 ~ 8°C	-18 ~ -22°C
POWER	270 W	350 W	270 W	350 W

+ Drawers option (Consult us)



+ Backsplash (100 mm)



Refrigerated Counter

4 Doors

Stainless steel interior and exterior, Treated evaporator, Thermostat, Compressor, R290 Gas, Automatic door reminder, Automatic defrosting, Removable seal, 1 shelf per door

CODE	221013 (GN4100TN)	221019 (GN4100BT)	221014 (GN4200TN)	221020 (GN4200BT)
VOLUME	GN 1/1	GN 1/1	GN 1/1	GN 1/1
DIMENSIONS (WxDxH)	2230 x 700 x 850 mm	2230 x 700 x 850 mm	2230 x 700 x 950 mm	2230 x 700 x 950 mm
WEIGHT	116 KG	119 KG	119 KG	122 KG
LITRE	564 L	564 L	564 L	564 L
TEMPERATURE	-2 ~ 8°C	-18 ~ -22°C	-2 ~ 8°C	-18 ~ -22°C
POWER	340 W	400 W	340 W	400 W

+ Drawers option (Consult us)



REFRIGERATION



Refrigerated Pizza Counter

2 and 3 Doors



Stainless steel interior and exterior, Granite worktop, Treated evaporator, Thermostat, Compressor, R290 Gas, Automatic door reminder, Automatic defrosting, Removable seal, 1 shelf per door



CODE	221032 (PZ2600)	221033 (PZ3600)
VOLUME	600 x 400 mm	600 x 400 mm
DIMENSIONS (WxDxH)	1500 x 800 x 1020 mm	2025 x 800 x 1020 mm
WEIGHT	252 KG	316 KG
LITRE	380 L	485 L
TEMPERATURE	-2 ~ 8°C	-2 ~ 8°C
POWER	340 W	400 W

GRANITE SURFACE



Refrigerated Pizza Display

Glazed



Stainless steel interior and exterior, Thermostat, Compressor, R600 Gas, Automatic defrosting, GN containers not supplied

CODE	DIMENSIONS (WxDxH)	WEIGHT	VOLUME	TEMPERATURE	POWER	LITRE
221043 (VRX1400/330)	1400 x 335 x 455 mm	38 KG	6 x GN1/4	2 ~ 8°C	125 W	40 L
221044 (VRX1200/380)	1200 x 395 x 455 mm	38 KG	3 x GN1/3 / 1 x GN1/2	2 ~ 8°C	125 W	40 L
221045 (VRX1400/380)	1400 x 395 x 455 mm	40 KG	4 x GN1/3 / 1 x GN1/2	2 ~ 8°C	125 W	50 L
221046 (VRX1500/380)	1500 x 395 x 455 mm	45 KG	6 X GN1/3	2 ~ 8°C	125 W	54 L
221047 (VRX1600/380)	1600 x 395 x 455 mm	46 KG	7 x GN1/3	2 ~ 8°C	125 W	59 L
221048 (VRX1800/380)	1800 x 395 x 455 mm	47 KG	8 x GN1/3	2 ~ 8°C	150 W	68 L
221049 (VRX2000/380)	2000 x 395 x 455 mm	50 KG	9 x GN1/3	2 ~ 8°C	150 W	78 L





REFRIGERATION



Refrigerated Sandwich Counter

2/3 Doors



Stainless steel interior and exterior, Stainless steel worktop (Granite Optional), Treated Evaporator, Thermostat, Compressor, R290 Gas, Removable seal, 1 shelf per door

CODE	221030 (SH2000800)	221031 (SH3000800)	221050 (SH2000800M)	221051 (SH3000800M)
VOLUME +GN CONFIG.	600 x 400 mm 4 x GN1/3 + 2 x GN1/2	600 x 400 mm 10 x GN1/3	600 x 400 mm 4 x GN1/3 + 2 x GN1/2	600 x 400 mm 10 x GN1/3
DIMENSIONS (WxDxH)	1500 x 800 x 1075 mm	2025 x 800 x 1075 mm	1500 x 850 x 1075 mm	2025 x 850 x 1075 mm
WEIGHT	138 KG	180 KG	138 KG	180 KG
LITRE	435 L	650 L	435 L	650 L
TEMPERATURE	2 ~ 8°C	2 ~ 8°C	2 ~ 8°C	2 ~ 8°C
POWER	340 W	400 W	340 W	400 W



+ Granite Option (M)

221030: Stainless Steel Worktop (1500 x 405 mm)

221031: Stainless Steel Worktop (2025 x 405 mm)

221050: Granite Worktop (2025 x 450 mm)

221051: Granite Worktop (2025 x 450 mm)



Refrigerated Salad Counter

Stainless Steel Surface



Stainless steel interior and exterior, Stainless steel worktop, Static cooling system, High density insulation, GN Compartment, Thermostat, Compressor, R290 Gas, Removable seal, 1 shelf per door

CODE	221035 (S901)	221041 (S903SSTOP)
VOLUME	GN1/1	GN1/1
DIMENSIONS (WxDxH)	900 x 700 x 900 mm	1365 x 700 x 900 mm
WEIGHT	64 KG	110 KG
LITRE	215 L	346 L
TEMPERATURE	2 ~ 8°C	2 ~ 8°C
POWER	240 W	330 W

Stainless Steel Surface (Top)

221035: Worktop (900 x 700 mm)

221041: Worktop (1365 x 700 mm)

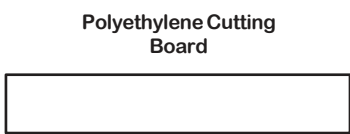


REFRIGERATION

Refrigerated Salad Counter Lid and Cutting Board

Stainless steel interior and exterior, Polyethylene cutting board, Static cooling system, High density insulation, GN compartments, Thermostat, Compressor, R290 Gas, Removable seal, 1 shelf per door

CODE	221034 (S900)	221040 (S903)
VOLUME+GN CONFIG.	GN1/1 2 x GN1/1+3 x GN1/6	4 x GN1/1
DIMENSIONS (WxDxH)	900 x 700 x 900 mm	1365 x 700 x 900 mm
WEIGHT	65 KG	98 KG
LITRE	215 L	346 L
TEMPERATURE	2 ~ 8°C	2 ~ 8°C
POWER	240 W	330 W



221034: Worktop 900 x 135 mm
221040: Worktop (1365 x 135 mm)



Refrigerated Salad Counter Stainless Steel Lid and Surface

Stainless steel interior and exterior, Stainless steel worktop, Static cooling system, High density insulation, GN compartments, Thermostat, Compressor, R290 Gas, Removable seal, 1 shelf per door

CODE	221036 (PS200)	221038 (PS300)
VOLUME+GN CONFIG.	GN1/1 - 5 x GN 1/6	GN1/1 - 8 x GN1/6
DIMENSIONS (WxDxH)	900 x 700 x 1030 mm	1365 x 700 x 1030 mm
WEIGHT	68 KG	125 KG
LITRE	215 L	346 L
TEMPERATURE	2 ~ 8°C	2 ~ 8°C
POWER	240 W	330 W



221036: Worktop (900 x 447 mm)
221038: Worktop (1365 x 447 mm)



Refrigerated Salad Counter Granite Worktop

Stainless steel interior and exterior, Granite worktop, Static cooling system, High density insulation, GN compartments, Thermostat, Compressor, R290 Gas, Removable seal, 1 shelf per door

CODE	221037 (PS900)	221039 (PS903)
VOLUME+GN CONFIG.	GN1/1 - 5 x GN1/6	GN1/1 - 8 x GN1/6
DIMENSIONS (WxDxH)	900 x 700 x 1110 mm	1365 x 700 x 1110 mm
WEIGHT	98 KG	174 KG
LITRE	215 L	346 L
TEMPERATURE	2 ~ 8°C	2 ~ 8°C
POWER	240 W	330 W



221037: Worktop (1510 x 410 mm)
221039: Worktop (2000 x 410 mm)





REFRIGERATION



+
OPTION 221043



Refrigerated Salad Counter

Granite Worktop

Stainless steel interior and exterior, Granite worktop, Static cooling system, High density insulation, GN compartments, Thermostat, Compressor, R290 Gas, Removable seal, 1 shelf per door

CODE	221042 (PZ903)	221043 (VRX1400330)
VOLUME+GN CONFIG.	GN1/1	4 x GN1/3 - 1 x GN1/2
DIMENSIONS (WxDxH)	1380 x 700 x 1040 mm	1400 x 335 x 440 mm
WEIGHT	198 KG	38 KG
LITRE	346 L	40 L
TEMPERATURE	2 ~ 8°C	2 ~ 8°C
POWER	330 W	125 W

Granite Surface



Refrigerated Salad Counter

Stainless steel exterior, straight rectangular window, polyethylene cutting board, GN compartments, static cold, Dixell/Carel thermostat, European compressor, R290 gas, removable seal, 1 grill per door, delivered on wheels

CODE	221067 (S900VG)	221068 (S903VG)
VOLUME+GN CONFIG.	GN1/1 - 2 x GN1/1 - 3 x GN1/6	GN 1/1 - 4 x GN1/1
DIMENSIONS (WxDxH)	900 x 700 x 1315 mm	1365 x 700 x 1315 mm
WEIGHT	80 KG	103 KG
LITRE	215 L	346 L
TEMPERATURE	2 ~ 8°C	2 ~ 8°C
POWER	240 W	330 W

Polyethylene Cutting Board



221067: Worktop (900 x 135 mm)


221068: Worktop (1365 x 135 mm)

Options

CODE	PRODUCT
SPF10102	Pair of Slides - SNACK
SPF10103	Pair of Slides - GN
SPF10104	Pair of Slides - SH & PZ
SPF10105	Pair of Slides - GN 2/1
SPF10106	Pair of Slides - Salad
SPF10148	Sep. bar L=325 mm
SPF10149	Sep. bar L=530 mm
CODE	PRODUCT
SPF10189	Caster+Brake - Salad
SPF10190	Caster+Brake - GN SH PZ
SPF10192	Caster - Salad
SPF10193	Caster - GN SH PZ

CODE	PRODUCT
SPF10107	Shelf - GN 2/1
SPF10108	Shelf - SNACK
SPF10109	Shelf - GN
SPF10110	Shelf - Salad
SPF10111	Shelf - SH & PZ
SPF10117	Shelf - AR(S)20/40
SPF10118	Shelf - AR(S)60
CODE	PRODUCT
SPF10182	Feet - GN SH PZ
SPF10257	Feet - Salads





REFRIGERATION



Drinks Cabinet

Black Exterior Hinged Doors

Black lacquered steel structure, Illuminated upper panel, Hinged doors, Adjustable thermostat, Ventilated cooling system, Automatic defrosting, Lockable, Includes shelving and Castors



CODE	241012 (LG350XFB)	241013 (LG800BFB)
SHELF	530 x 380 mm	490 x 435 mm
DIMENSIONS (WxDxH)	620 x 635 x 1935 mm	1000 x 730 x 2036 mm
WEIGHT	75 KG	146 KG
LITRE	350 L	800 L
TEMPERATURE	2 ~ 10°C	2 ~ 10°C
POWER	225 W / 240 V 50 Hz	480 W / 240 V 50 Hz



Drinks Cabinet

Black Exterior

Black lacquered steel structure, Illuminated upper panel, Hinged doors, Adjustable thermostat, Ventilated cooling system, Automatic defrosting, Lockable, Includes shelving and Castors



CODE	241011 (LG360XPB)
SHELF	530 x 380 mm
DIMENSIONS (WxDxH)	620 x 635 x 1732 mm
WEIGHT	72 KG
LITRE	360 L
TEMPERATURE	2 ~ 10°C
POWER	180 W / 240 V 50 Hz



REFRIGERATION



Back Bar Cooler

1 Door

Black lacquered steel skinplate structure, Ventilated cooling system, R600A, Adjustable thermostat, Automatic defrosting and evaporation of condensates, Interior lighting, Includes 2 shelves per door



CODE	241005 (LG128)
DOOR	Hinged
DIMENSIONS (WxDxH)	600 x 520 x 850 mm
TEMPERATURE	2 ~ 10°C
SHELVES	2
WEIGHT	45 KG
POWER	230 W / 240 V 50 Hz



Back Bar Cooler

2 Door

Black lacquered steel skinplate structure, Ventilated cooling system, R600A, Adjustable thermostat, Automatic defrosting and evaporation of condensates, Interior lighting, Includes 2 shelves per door



CODE	241006 (LG198H)	241001 (LG198S)
DOOR	Hinged	Sliding
DIMENSIONS (WxDxH)	900 x 520 x 850 mm	900 x 520 x 850 mm
WEIGHT	62 KG	62 KG
SHELVES	4	4
TEMPERATURE	2 ~ 10°C	2 ~ 10°C
POWER	230 W / 240 V 50 Hz	230 W / 240 V 50 Hz



Back Bar Cooler

3 Door

Black lacquered steel skinplate structure, Ventilated cooling system, R600A, Adjustable thermostat, Automatic defrosting and evaporation of condensates, Interior lighting, Includes 2 shelves per door



CODE	241007 (LG320H)	241002 (LG320S)
DOOR	Hinged	Sliding
DIMENSIONS (WxDxH)	1350 x 520 x 850 mm	1350 x 520 x 850 mm
WEIGHT	80 KG	80 KG
SHELVES	6	6
TEMPERATURE	2 ~ 10°C	2 ~ 10°C
POWER	350 W / 240 V 50 Hz	350 W / 240 V 50 Hz



REFRIGERATION

Display Counter Black / White

Double glazing, Interior lighting, Adjustable thermostat, Ventilated cooling system, Back sliding glass doors

CODE	251002 (iMB-68L)	251004 (iMB-98L)	251010 (iMB-238L)
DIMENSIONS (WxDxH)	447 x 400 x 894 mm	447 x 400 x 1119 mm	515 x 485 x 1715 mm
TEMPERATURE	2 ~ 12°C	2 ~ 12°C	2 ~ 12°C
CAPACITY	68 L	98 L	238 L
WEIGHT	33 KG	39 KG	80 KG
COLOUR	BLACK	BLACK	BLACK
SHELVES	3	4	4
POWER	200 W / 240 V 50 Hz	200 W / 240 V 50 Hz	200 W / 240 V 50 Hz

CODE	251001 (iMW-68L)	251003 (iMW-98L)	251009 (iMW-238L)
DIMENSIONS (WxDxH)	447 x 400 x 894 mm	447 x 400 x 1119 mm	515 x 485 x 1715 mm
TEMPERATURE	2 ~ 12°C	2 ~ 12°C	2 ~ 12°C
CAPACITY	68 L	98 L	238 L
WEIGHT	33 KG	39 KG	80 KG
COLOUR	WHITE	WHITE	WHITE
SHELVES	3	4	4
POWER	200 W / 240 V 50 Hz	200 W / 240 V 50 Hz	200 W / 240 V 50 Hz



Display Counter Black Rectangular Windows

Double glazing, Interior lighting, Adjustable thermostat, Ventilated cooling system, Back sliding glass doors

CODE	251006 (iMT-120Z)	251011 (iMT-160Z)	251013 (iMT-120F)	251012 (iMT-160F)
DIMENSIONS (WxDxH)	710 x 568 x 686 mm	888 x 568 x 686 mm	710 x 568 x 686 mm	888 x 568 x 686 mm
TEMPERATURE	2 ~ 10°C	2 ~ 10°C	2 ~ 12°C	2 ~ 12°C
CAPACITY	135 L	172 L	135 L	172 L
WEIGHT	57 KG	66 KG	57 KG	66 KG
SHELVES	2	2	2	2
POWER	240 W / 240 V 50 Hz	240 W / 240 V 50 Hz	240 W / 240 V 50 Hz	240 W / 240 V 50 Hz



iMT-120Z/160Z



iMT-120F/160F



Display Counter Black Curved Windows

Double glazing, Interior lighting, Adjustable thermostat, Ventilated cooling system, Back sliding glass doors

CODE	251005 (iMT-100L)	251007 (iMT-120L)	251008 (iMT-160L)
DIMENSIONS (WxDxH)	682 x 450 x 675 mm	710 x 568 x 686 mm	888 x 568 x 686 mm
TEMPERATURE	2 ~ 12°C	2 ~ 12°C	2 ~ 12°C
CAPACITY	100 L	120 L	160 L
WEIGHT	39 KG	57 KG	66 KG
SHELVES	2	2	2
POWER	220 W / 240 V 50 Hz	240 W / 240 V 50 Hz	240 W / 240 V 50 Hz





REFRIGERATION



Cake Display

Stainless steel structure, Double glazing, Interior LED lighting, Adjustable thermostat, 2 or 3 shelves



CODE	251014 (HA900Z)	251015 (HA1200Z)	251016 (HA1500Z)	251017 (HA1800Z)
DIMENSIONS (WxDxH)	900 x 675 x 1215 mm	1200 x 675 x 1215 mm	1500 x 675 x 1215 mm	1800 x 675 x 1215 mm
TEMPERATURE	2 ~ 10°C	2 ~ 10°C	2 ~ 10°C	2 ~ 10°C
LITRE	330 L	460 L	580 L	700 L
WEIGHT	141 KG	170 KG	200 KG	230 KG
SHELVES	2 (3)	2 (3)	2 (3)	2 (3)
POWER	550 W	550 W	550 W	550 W



Ice Machine



CODE	281001 (HAM-36K)	281002 (HAM-55K)	281003 (HAM-55KT)
DIMENSIONS (WxDxH)	500 x 450 x 800 mm	500 x 590 x 850 mm	500 x 590 x 850 mm
ICE PRODUCTION	36 KG	55 KG	55 KG
ICE STORAGE	15 KG	18 KG	18 KG
WEIGHT	36 KG	45 KG	45 KG
REFRIGERANT	R290	R290	R290
POWER	310 W	460 W	460 W





REFRIGERATION

Ice Machine



Stainless steel structure (304), Hollow ice cubes, Air cooling system, R290 Gas, Ventilation at the back, Vertical door opening, ABS Storage box, Rounded edges, Delivered with 1 anti-limescale bottle, Cube size 22 x 22 x 22mm 9 g

CODE	281004 (HAM-73K)	281005 (HAM-95K)	281006 (HAM-127K)
DIMENSIONS (WxDxH)	660 x 685 x 920 mm	660 x 685 x 920 mm	660 x 685 x 920 mm
ICE PRODUCTION	73 KG	95 KG	127 KG
ICE STORAGE	36 KG	36 KG	36 KG
WEIGHT	55 KG	57 KG	60 KG
REFRIGERANT	R290	R290	R290
POWER	480 W	625 W	730 W



Ice Machine



Stainless steel structure (304), Full ice cubes, Air cooling system, R290/R449A Gas, Ventilation at the back, Vertical door opening, ABS Storage box, Rounded edges, Delivered with 1 anti-limescale bottle, Cube size 22 x 22 x 22mm 9g

CODE	281007 (HAM-159K)	281008 (HAM-191K)	281009 (HAM-227K)	281010 (HAM-350K)	281011 (HAM-455K)
DIMENSIONS (WxDxH)	560 x 832 x 1715 mm	560 x 832 x 1715 mm	760 x 832 x 1715 mm	760 x 832 x 1715 mm	760 x 832 x 1890 mm
ICE PRODUCTION	159 KG	191 KG	227 KG	318 KG	455 KG
ICE STORAGE	125 KG	125 KG	170 KG	170 KG	170 KG
WEIGHT	85 KG	87 KG	111 KG	111 KG	130 KG
REFRIGERANT	R290	R290	R290	R449A	R449A
POWER	760 W	800 W	1050 W	1050 W	2400 W



Ice Machine



Stainless steel structure (304), Hollow ice cubes, Air cooling system, R449A Gas, Ventilation at the back, Vertical door opening, ABS Storage box, Rounded edges, Delivered with 1 anti-limescale bottle, Cube size 22 x 22 x 22mm 9g

CODE	281012 (HAM-680K)	281013 (HAM-900K)
DIMENSIONS (WxDxH)	1227 x 965 x 1927 mm	1227 x 965 x 2057 mm
ICE PRODUCTION	682 KG	909 KG
ICE STORAGE	350 KG	350 KG
WEIGHT	176 KG	236 KG
REFRIGERANT	R449A	R449A
POWER	3400W / 240V 50Hz (1-Phase with Plug)	4000W / 380V 50Hz (3-Phase Hardwire)





REFRIGERATION



ABS Stainless Steel Exterior 200 L



Stainless steel exterior (SS430), White thermoformed ABS interior, Adjustable digital thermostat, Static cooling system, R600A (fridge)/R290 (freezer) Gas, Class 4, Automatic defrosting, Adjustable feet, Lockable, Shelf Included

CODE	311012 (HA-R200SS)	311014 (HA-F200SS)
SHELF UP/BOTTOM	496 x 410 / 496 x 270 mm	425 x 412 mm
DIMENSIONS (WxDxH)	600 x 635 x 835 mm	600 x 635 x 835 mm
SHELVES	3	2
INTERIOR DIMENSIONS	500 x 468 x 660 mm	480 x 453 x 660 mm
NET WEIGHT	34 KG	37 KG
NET LITRE	99 L	97 L
TEMPERATURE	0 ~ 8°C	-18 ~ -22°C
POWER	110 W / 220-240 V 50 Hz	130 W / 220 -240 V 50 Hz



ABS Stainless Steel Exterior 400 L



Stainless steel exterior (SS430), White thermoformed ABS interior, Adjustable digital thermostat, Static cooling system, R600A (fridge)/R290 (freezer) Gas, Class 4, Automatic defrosting, Adjustable feet, Lockable, Shelves Included

CODE	311006 (HA-R400SS)	311009 (HA-F400SS)
SHELF UP/BOTTOM	496 x 410 / 496 x 210 mm	425 x 412 mm
DIMENSIONS (WxDxH)	600 x 639 x 1875 mm	600 x 639 x 1875 mm
SHELVES	5	6
INTERIOR DIMENSIONS	500 x 468 x 1641 mm	480 x 453 x 1875 mm
NET WEIGHT	58 KG	63 KG
NET LITRE	267 L	249 L
TEMPERATURE	0 ~ 8°C	-18 ~ -22°C
POWER	170 W / 220-240 V 50 Hz	280 W / 220 -240 V 50 Hz



ABS Stainless Steel Exterior 600 L



Stainless steel exterior (SS430), White thermoformed ABS interior, Adjustable digital thermostat, Static cooling system, R600A (fridge)/R290 (freezer) Gas, Automatic defrosting, Adjustable feet, Lockable, Shelves Included

CODE	311002 (HA-R600SS)	311004 (HA-F600SS)
SHELF UP/BOTTOM	668 x 525 / 668 x 210 mm	588 x 496 mm
DIMENSIONS (WxDxH)	775 x 744 x 1900 mm	775 x 744 x 1900 mm
SHELVES	5	6
INTERIOR DIMENSIONS	675 x 573 x 1644 mm	643 x 558 x 1644 mm
NET WEIGHT	79 KG	79.5 KG
NET LITRE	473 L	411 L
TEMPERATURE	0 ~ 8°C	-18 ~ -22°C
POWER	140 W / 220-240 V 50 Hz	350 W / 220 -240 V 50 Hz



REFRIGERATION

ABS White Exterior 200 L



White steel pre-painted coated exterior, White thermoformed ABS interior, Adjustable digital thermostat, Static cooling system, R600A Gas, Class 4, Automatic defrosting, Adjustable feet, Lockable, Shelves Included



CODE	311011 (HA-R200)	311013 (HA-F200)
SHELF UP/BOTTOM	496 x 410 / 496 x 270 mm	425 x 412 mm
DIMENSIONS (WxDxH)	600 x 635 x 835 mm	600 x 635 x 835 mm
SHELVES	3	2
INTERIOR DIMENSIONS	500 x 468 x 660 mm	480 x 453 x 660 mm
NET WEIGHT	34.5 KG	37.5 KG
NET LITRE	99 L	97 L
TEMPERATURE	0 ~ 8°C	-18 ~ -22°C
POWER	110 W / 220-240 V 50 Hz	130 W / 220 -240 V 50 Hz

ABS White Exterior 400 L



White Steel pre-painted coated exterior, White thermoformed ABS interior, Adjustable digital thermostat, Static cooling system, R600A (Fridge)/ R290 (Freezer) Gas, Automatic defrosting, Adjustable feet, Lockable, Shelves Included



CODE	311005 (HA-R400)	311008 (HA-F400)
SHELF UP/BOTTOM	496 x 410 / 496 x 210 mm	425 x 412 mm
DIMENSIONS (WxDxH)	600 x 639 x 1875 mm	600 x 639 x 1875 mm
SHELVES	5	6
INTERIOR DIMENSIONS	500 x 468 x 1641 mm	480 x 453 x 1875 mm
NET WEIGHT	59.5 KG	65.5 KG
NET LITRE	267 L	249 L
TEMPERATURE	0 ~ 8°C	-18 ~ -22°C
POWER	170 W / 220-240 V 50 Hz	280 W / 220 -240 V 50 Hz

ABS White Exterior 600 L



White Steel pre-painted coated exterior, White thermoformed ABS interior, Adjustable digital thermostat, Static cooling system, R600A (Fridge)/ R290 (Freezer) Gas, Automatic defrosting, Adjustable feet, Lockable, Shelves Included



CODE	311001 (HA-R600)	311003 (HA-F600)
SHELF UP/BOTTOM	668 x 525 / 668 x 210 mm	588 x 496 mm
DIMENSIONS (WxDxH)	775 x 744 x 1900 mm	775 x 744 x 1900 mm
SHELVES	5	6
INTERIOR DIMENSIONS	675 x 573 x 1644 mm	643 x 558 x 1644 mm
NET WEIGHT	79.5 KG	80 KG
NET LITRE	473 L	411 L
TEMPERATURE	0 ~ 10°C	-18 ~ -22°C
POWER	140 W / 220-240 V 50 Hz	350 W / 220 -240 V 50 Hz



REFRIGERATION



ABS

Stainless Steel Exterior 200 L

Stainless steel exterior, White thermoformed ABS interior, Adjustable digital thermostat, Static cooling system, R600A Gas, Automatic defrosting, Adjustable feet, Lockable, Shelves included



CODE	221054 (ARS20)	221055 (ANS20)
SHELF	447 x 421 mm	447 x 421 mm
DIMENSIONS (WxDxH)	600 x 615 x 850 mm	600 x 615 x 850 mm
WEIGHT	35 KG	38 KG
LITRE	200 L	200 L
TEMPERATURE	0 ~ 10°C	-18 ~ -22°C
POWER	100 W / 240 V 50 Hz	130 W / 240 V 50 Hz



ABS

Stainless Steel Exterior 400 L

Stainless steel exterior, White thermoformed ABS interior, Adjustable digital thermostat, Static cooling system, R600A Gas, Automatic defrosting, Adjustable feet, Lockable, Shelves included



CODE	221058 (ARS40)	221059(ANS40)
SHELF	447 x 421 mm	447 x 421 mm
DIMENSIONS (WxDxH)	600 x 615 x 1860 mm	600 x 615 x 1860 mm
WEIGHT	68 KG	72 KG
LITRE	400 L	400 L
TEMPERATURE	0 ~ 10°C	-18 ~ -22°C
POWER	161 W / 240 V 50 Hz	184 W / 240 V 50 Hz



ABS

Stainless Steel Exterior 600 L

Stainless steel exterior, White thermoformed ABS interior, Adjustable digital thermostat, Static cooling system, R600A Gas, Automatic defrosting, Adjustable feet, Lockable, Shelves included



CODE	221062 (ARS60)	221063 (ANS60)
SHELF	652 x 557 mm	652 x 557 mm
DIMENSIONS (WxDxH)	775 x 750 x 1860 mm	775 x 750 x 1860 mm
WEIGHT	93 KG	97 KG
LITRE	600 L	600 L
TEMPERATURE	0 ~ 10°C	-18 ~ -22°C
POWER	207 W / 240 V 50 Hz	230 W / 240 V 50 Hz



REFRIGERATION

ABS White Exterior 200 L



White exterior, White thermoformed ABS interior, Adjustable digital thermostat, Static cooling system, R600A Gas, Automatic defrosting, Adjustable feet, Lockable, Shelves included

CODE	221052 (AR20)	221053 (AN20)
SHELF	447 x 421 mm	447 x 421 mm
DIMENSIONS (WxDxH)	600 x 615 x 850 mm	600 x 615 x 850 mm
WEIGHT	35 KG	38 KG
LITRE	200 L	200 L
TEMPERATURE	0 ~ 10°C	-18 ~ -22°C
POWER	100 W / 240 V 50 Hz	130 W / 240 V 50 Hz



ABS White Exterior 400 L



White exterior, White thermoformed ABS interior, Adjustable digital thermostat, Static cooling system, R600A Gas, Automatic defrosting, Adjustable feet, Lockable, Shelves included

CODE	221056 (AR40)	221057 (AN40)
SHELF	447 x 421 mm	447 x 421 mm
DIMENSIONS (WxDxH)	600 x 615 x 1860 mm	600 x 615 x 1860 mm
WEIGHT	68 KG	72 KG
LITRE	400 L	400 L
TEMPERATURE	0 ~ 10°C	-18 ~ -22°C
POWER	161 W / 240 V 50 Hz	184 W / 240 V 50 Hz



ABS White Exterior 600 L



White exterior, White thermoformed ABS interior, Adjustable digital thermostat, Static cooling system, R600A Gas, Automatic defrosting, Adjustable feet, Lockable, Shelves included

CODE	221060 (AR60)	221061 (AN60)
SHELF	652 x 557 mm	652 x 557 mm
DIMENSIONS (WxDxH)	775 x 750 x 1860 mm	775 x 750 x 1860 mm
WEIGHT	93 KG	97 KG
LITRE	600 L	600 L
TEMPERATURE	0 ~ 10°C	-18 ~ -22°C
POWER	207 W / 240 V 50 Hz	230 W / 240 V 50 Hz





SNACKING



CE

Countertop Electric Fryer

No Tap

Stainless steel structure, Adjustable temperature, Regulation and safety thermostat, Includes 1 basket



CODE	161002 (EF-131)	161003 (EF-132)
DIMENSIONS (WxDxH)	340 x 500 x 380 mm	640 x 500 x 380 mm
DIMENSIONS (Basket)	200 x 220 x 100 mm	200 x 220 x 100 mm
BASKET	1	2
WEIGHT	6.5 KG	10.5 KG
CAPACITY	13 L	13 + 13 L
OIL CAPACITY	8 L	8 + 8 L
POWER	3 KW / 240 V 50 Hz	3 + 3 KW / 240 V 50 Hz



CE

Countertop Electric Fryer

With Tap

Stainless steel structure, Drain valve, Adjustable temperature, Regulation and safety thermostat, Includes 1 basket



CODE	161005 (EF131V)	161006 (EF132V)
DIMENSIONS (WxDxH)	310 x 480 x 345 mm	630 x 480 x 345 mm
DIMENSIONS (Basket)	210 x 220 x 120 mm	210 x 220 x 120 mm
BASKET	1	2
WEIGHT	8 KG	15.3 KG
CAPACITY	13 L	13 + 13 L
OIL CAPACITY	8 L	8 + 8 L
POWER	3 KW / 240 V 50 Hz	3 + 3 KW / 240 V 50 Hz





SNACKING

Free Standing Electric Fryer



Stainless steel structure, Adjustable temperature, Timer, On/Off indicator, Safety and regulation thermostat, Stainless steel feet, Includes 2 baskets

CODE	101065 (DF28L)	101066 (DF10L2)
DIMENSIONS (WxDxH)	400 x 800 x 1100 mm	400 x 800 x 1100 mm
DIMENSIONS (Basket)	335 x 165 x 150 mm	335 x 165 x 150 mm
TANK	1	2
BASKET	2	2
WEIGHT	56 KG	56 KG
CAPACITY	28 L	10 + 10 L
POWER	9 KW / 240 V 50 Hz	6+6 KW / 240 V 50 Hz



Free Standing Gas Fryer



Stainless steel structure, Range of 1-5 burners and tanks, Adjustable temperature up to 190°C, Safety by Thermocouple and Thermopile, Stainless steel feet, Includes 2 baskets

CODE	101061 (GF90)	101070 (GF120T)	101071 (GF120)	101072 (GF150)
DIMENSIONS (WxDxH)	394 x 767 x 1182 mm	396 x 711 x 1168 mm	394 x 752 x 1182 mm	534 x 767 x 1182 mm
DIMENSIONS (Basket)	311 x 152 x 165 mm	311 x 152 x 165 mm	311 x 152 x 165 mm	311 x 235 x 165 mm
BASKET	2	2	2	2
WEIGHT	65 KG	81 KG	71 KG	83 KG
CAPACITY	18 L	13 x 2 L	25 L	37 L
POWER	26.4 KW	35.2 KW	35.2 KW	44 KW
Input (BTU/hr)	90,000	120,000	120,000	150,000



*Natural Gas / LPG: Conversion Jets included

*Wheels can be purchased separately

Electric Fries Station



Stainless steel structure, Heating bulb system, Chip reserve tray, Adjustable temperature, On/Off indicator, Heating indicator, Countertop or with Castors

CODE	161004 (CW-8T)	161009 (CW-8A)
DIMENSIONS (WxDxH)	600 x 610 x 700 mm	640 x 762 x 1635 mm
WEIGHT	21 KG	48.2 KG
TEMPERATURE	30-110°C	30-110°C
POWER	0.9 KW	1.5 KW





SNACKING



Gas Griddle

Stainless steel structure, heating plate with 20mm thickness, Curved edges on 3 sides, Adjustable temperature, Piezo ignition, Large grease collection tray, Adjustable stainless steel feet

CODE	101058 (EGG-24SX)	101059 (EGG-36SX)	101060 (EGG-48SX)	101082 (EGG-60SX)
DIMENSIONS (WxDxH)	604 x 640 x 390 mm	904 x 640 x 390 mm	1204 x 640 x 390 mm	1504 x 640 x 390 mm
PLATE SIZE	600 x 482 mm	900 x 482 mm	1200 x 482 mm	1500 x 482 mm
BTU/HR	60,000	90,000	120,000	150,000
WEIGHT	52 KG	80 KG	135 KG	140 KG
POWER	14 KW	21 KW	28 KW	37.5 KW

* 101058-P, 101059-P, 101060-P and 101082-P come with **smooth chrome surface**



Gas Charbroiler/Chargrill

Stainless steel structure, U- shape steel burner, each 30,000 BTU/hr, Curved edges on 3 sides, Adjustable temperature, Piezo ignition, Large grease collection tray, Adjustable stainless steel feet, Grid size: 150(w)x460(d) each

CODE	101055 (ECB-24SX)	101056 (ECB-36SX)	101057 (ECB-48SX)	101074 (ECB-60SX)
DIMENSIONS (WxDxH)	604 x 640 x 390 mm	904 x 640 x 390 mm	1204 x 640 x 390 mm	1504 x 666 x 390 mm
COOKING AREA	600 x 460 mm	900 x 460 mm	1200 x 460 mm	1500 x 460 mm
BTU/HR	60,000	90,000	120,000	150,000
WEIGHT	54 KG	74 KG	98 KG	122 KG
POWER	14 KW	21 KW	28 KW	37.5 KW

* Lava rock and plate can be purchased seperately



Heavy Duty Gas Charbroiler/Chargrill

Gas Radiant Charbroiler, Cast Iron Bar Burner each 20,000 BTU/hr, standby pilot, Large grease collection tray, Adjustable stainless steel feet

CODE	101078 (GCB-24)	101079 (GCB-36)	101080 (GCB-48)	101081 (GCB-60)
DIMENSIONS (WxDxH)	605 x 745 x 400 mm	910 x 745 x 400 mm	1220 x 745 x 400 mm	1530 x 745 x 400 mm
COOKING AREA	540 x 545 mm	810 x 545 mm	1080 x 545 mm	1350 x 545 mm
BTU/HR	80,000	120,000	160,000	200,000
WEIGHT	85 KG	130 KG	167 KG	210 KG
POWER	23 KW	34.5 KW	46 KW	57.5 KW

* Lava rock and plate can be purchased seperately



SNACKING

Contact Grill



Stainless steel structure, Mixture of grooved or smooth upper and inner surface, Cast iron plates, Adjustable temperature, EGO Thermostat, Crumb tray, Cleaning accessories included

CODE	101014 (PGMA)	101015 (PGMB)	101016 (PGMC)
DIMENSIONS (WxDxH)	410 x 305 x 210 mm	410 x 305 x 210 mm	410 x 305 x 210 mm
PLATE TYPE	Top & Bottom Grooved	Top & Bottom Flat	Top Grooved & Bottom Flat
COOKING SIZE (WxDxH)	338 x 220 mm	338 x 220 mm	338 x 220 mm
WEIGHT	19 KG	19 KG	19 KG
POWER	2.2 KW / 240 V 50 Hz	2.2 KW / 240 V 50 Hz	2.2 KW / 240 V 50 Hz



CODE	101017 (PG2SA)	101018 (PG2SF)	101019 (PG2SC)
DIMENSIONS (WxDxH)	570 x 305 x 210 mm	570 x 305 x 210 mm	570 x 305 x 210 mm
PLATE TYPE	Top & Bottom Grooved	Top & Bottom Flat	Top Grooved & Bottom Flat
COOKING SIZE (WxDxH)	475 x 230 mm	475 x 230 mm	475 x 230 mm
WEIGHT	28 KG	28 KG	28 KG
POWER	2 x 1.8 KW / 240 V 50 Hz	2 x 1.8 KW / 240 V 50 Hz	2 x 1.8 KW / 240 V 50 Hz



Electric Griddle



Stainless steel structure, smooth chrome surface, curved edges on 3 sides, adjustable temperature, heating indicator light, grease collection tray

CODE	101020 (FT-818)	101067 (FT-820)	101096 (FT-822)
DIMENSIONS (WxDxH)	550 x 450 x 230 mm	730 x 500 x 230 mm	730 x 500 x 230 mm
COOKING AREA (WxD)	548 x 400 mm	728 x 400 mm	728 x 400 mm
PLATE THICKNESS	12 mm	12 mm	12 mm
WEIGHT	23 KG	34 KG	34 KG
POWER	3 KW (3 pin plug)	2 x 2.2 KW (3 pin plug)	2 x 2.2 KW (3 pin plug)
PLATE	FLAT	FLAT	FLAT + GROOVED



Electric Crepe Maker



Stainless steel structure, round cast iron cooking plate, Teflon coating, adjustable thermostat, heating indicator light, rubber feet

CODE	101039 (CM1)	101062 (CM-1A)	101040 (CM2)
DIMENSIONS (WxDxH)	450 x 510 x 240 mm	400 x 400 x 200 mm	870 x 510 x 240 mm
SURFACE SIZE (D)	400 mm	400 mm	2 x 400 mm
WEIGHT	23 KG	21.5 KG	42 KG
TEMPERATURE	30~300°C	30~300°C	30~300°C
POWER	3 KW / 240 V 50 Hz Single Plug	3 KW / 240 V 50 Hz Single Plug	3+3 KW / 240 V 50 Hz Two Plugs





SNACKING



Stainless Steel Waffle Maker

Stainless steel structure, Upper and inner cast iron surface, Teflon coating, Adjustable temperature, EGO Thermostat, Digital display for programming and storing baking time, 180° left/right rotating plate design, Removable crumb tray



CODE	101021 (WB03D)	101022 (WBS)
DIMENSIONS (WxDxH)	255 x 440 x 320 mm	470 x 320 x 225 mm
DIAMETER	170 mm	400 x 600 mm
OUTPUT P/HR	20	30
WEIGHT	11 KG	17 KG
POWER	1 KW / 240 V 50 Hz	1.5 KW / 240 V 50 Hz



Gas Doner/ Kebab Machine

Stainless Steel Structure, 2-5 burners



CODE	101092 (KB-2)	101093 (KB-3)	101094 (KB-4)	101095 (KB-5)
DIMENSION (WxDxH)	539 x 639 x 584 mm	539 x 639 x 762 mm	539 x 639 x 950 mm	539 x 639 x 1139 mm
WEIGHT	30 KG	34 KG	39 KG	44 KG
NG/LPG INPUT	19,000/16,000 BTU	28,500/24,000 BTU	38,000/32,000 BTU	47,500/40,000 BTU
POWER	10.5 kW / 240 V 50 Hz	10.5 kW / 240 V 50 Hz	14 kW / 240 V 50 Hz	14 kW / 240 V 50 Hz



Electric Kebab Slicer



CODE	321002 (KS100T)
DIMENSIONS (WxDxH)	560 x 475 x 283 mm
KNIFE SIZE	100 mm
CUTTING DEPTH	0-8 mm
BLADE	1 x Round Blade + 1 x Toothed Blade
POWER	80 W /240 V 50 Hz



SNACKING



Gas Range with Oven

Stainless steel structure (SS304), 4 burner or 6 burner cooker, NG/LPG, with wheels

CODE	101075 (HKR-4S)	101076 (HKR-6S)
DIMENSIONS (WxDxH)	609 x 855 x 1050 mm	914 x 855 x 1050 mm
WEIGHT	132 KG	167 KG
POWER	34 KW	47 KW



Stainless Steel Salamandar Grill

Stainless steel structure, Durable heater, crumb collector, Cool-to-touch Bakelite handle, Adjustable temperature, Timer, On/off indicator, Height adjustable grill option on some models



CODE	101025 (ES2000)	101029 (ES2800L)	101030 (ES4000L)
DIMENSIONS (WxDxH)	570 x 340 x 280 mm	450 x 450 x 500 mm	600 x 450 x 500 mm
WEIGHT	17 KG	39 KG	49 KG
POWER	2 KW / 240 V 50 Hz Single Plug	2.8 KW / 240 V 50 Hz Single Plug	3.6 KW / 240 V 50 Hz Hardwire





SNACKING



Stainless Steel Toaster

Stainless steel structure, adjustable timer, indicator light, on/off switch, control lever, crumb collection tray



CODE	601002 (ETS6)
DIMENSIONS (WxDxH)	465 x 285 x 250 mm
WEIGHT	6.5 KG
CAPACITY	6 TOASTS
POWER	1.8 KW / 240 V 50 Hz



Plate Warmer

Stainless Steel Structure, Temperature range 30-85°C, Adjustable plate holder, Thermostat controlled, durable and robust



CODE	101068 HC-1	101069 HC-2
DIMENSIONS (WxDxH)	450 x 450 x 850 mm	750 x 450 x 850 mm
PLATE SIZE	320 mm	320 mm
WEIGHT	33 KG	49 KG
POWER	0.75 KW / 240 V 50 Hz	1.2 KW / 240 V 50 Hz



* Extra shelves can be purchased separately



Soup Kettles

Interior and hinged lid in stainless steel, adjustable mechanical thermostat, removable tank



CODE	201022 - SB-6000 (Black)	201023 - SB-6000S (Stainless Steel)
DIMENSIONS (WxDxH)	340 x 340 x 370 mm	340 x 340 x 370 mm
VOLUME	10 L	10 L
WEIGHT	4.5 KG	4.5 KG
POWER	0.4 KW / 240 V 50 Hz	0.4 KW / 240 V 50 Hz



SNACKING

Pizza Oven

Stainless steel structure, Adjustable timer (0-120 minutes), Adjustable temperature (50-350°C), On/off switch, Indicator light

CODE	171001 (EP1+1)	171002 (EP1)	171003 (EP2+2)	171004 (EP2)
DIMENSIONS (WxDxH)	560 x 570 x 400 mm	560 x 570 x 280 mm	770 x 720 x 430 mm	770 x 720 x 270 mm
CAPACITY	16"	16"	20"	20"
WEIGHT	31 KG	20.8 KG	55 KG	31.8 KG
POWER	3 KW / 240 V 50 Hz	2 KW / 240 V 50 Hz	3 KW / 240 V 50 Hz	2.2 KW / 240 V 50 Hz



Pizza Oven

SS 430, 0-500°C EGO Thermostat Controlled, 600°C temperature display, Durable Alloy Heating Element, Aluminum painting panel, heavy duty stone

CODE	101044 (PO-4)	101043 (PO-4-2)
DIMENSIONS (WxDxH)	925 x 835 x 430 mm	925 x 835 x 545 mm
COOKING AREA	700 x 700 mm	700 x 700 mm
CAPACITY	4 x 350 mm Pizzas	8 x 350 mm Pizzas
WEIGHT	78 KG	118 KG
POWER	4.8 KW / 240 V 50 Hz	9.6 KW / 240 V 50 Hz



Convection Oven

Exterior structure and room in stainless steel, thermostat and adjustable timer, double heating fans, door with double glazing, interior lighting

CODE	101009 (YSD-1AE)	101063 (YSD-6A)
DIMENSIONS (WxDxH)	595 x 530 x 570 mm	796 x 670 x 580 mm
INTERIOR DIMENSIONS	460 x 375 x 360 mm	550 x 370 x 430 mm
SHELF	325 x 450 mm	550 x 370 mm
VOLUME	62 L	100 L
WEIGHT	38 KG	44 KG
POWER	2.67 KW / 240 V 50 Hz	2.85 KW / 240 V 50 Hz



* Trays can be purchased separately



SNACKING

Bain Marie

Stainless steel structure, Adjustable temperature, Stamped tank, Light indicator, Drain valve, Hi-limiter to prevent dry heating



CODE	101031 (BM165)	101032 (BM165T)	101033 (BM205T)
DIMENSIONS (WxDxH)	355 x 555 x 255 mm	355 x 555 x 255 mm	355 x 555 x 295 mm
SIZE	GN 1/1	GN 1/1	GN 1/1
DEPTH	165 mm	165 mm	205 mm
WEIGHT	8 KG	8 KG	8.5 KG
POWER	1.2 KW / 240 V 50 Hz	1.2 KW / 240 V 50 Hz	1.2 KW / 240 V 50 Hz
TAP	NO	YES	YES



Bain Marie With Round Pots

Exterior structure and room in stainless steel, thermostat and adjustable timer, double heating fans, door with double glazing, interior lighting



CODE	101046 (BMP-4)	101047 (BMP-7)	101048 (BMP-4x2)	101049 (BMP-4x3)
DIMENSIONS (WxDxH)	245 x 288 x 315 mm	275 x 315 x 360 mm	245 x 528 x 315 mm	725 x 288 x 315 mm
CAPACITY	3.5 L	6.5 L	2 x 3.5 L	3 x 3.5 L
WEIGHT	3.5 KG	4.5 KG	6.1 KG	8.8 KG
POWER	300 W / 240 V 50 Hz	300 W / 240 V 50 Hz	600 W / 240 V 50 Hz	900 W / 240 V 50 Hz
TEMPERATURE	0-95 °C	0-95 °C	0-95 °C	0-95 °C



CODE	101050 (BMP-4x4)	101051 (BMP-7x2)	291007 (BM-6T)	291008 (BM-4V)
DIMENSIONS (WxDxH)	488 x 428 x 315 mm	275 x 586 x 360 mm	1100 x 680 x 275 mm	675 x 580 x 275mm
CAPACITY	4 x 3.5 L	2 x 6.5 L	GN 1/2 x 4" x 6	GN 1/3 x 6" x 6
WEIGHT	12.2 KG	7.9 KG	31 KG	17 KG
POWER	1200 W / 240 V 50 Hz	600 W / 240 V 50 Hz	1500 W / 240 V 50 Hz	2400 W / 240 V 50 Hz
TEMPERATURE	0-95 °C	0-95 °C	30-85 °C	30-110 °C



CODE	291001 (BM-4)	291002 (BM-4x2)	291003 (BM-4x4)	291004 (BM-4x6)
DIMENSIONS (WxDxH)	375 x 260 x 280 mm	595 x 260 x 280 mm	595 x 490 x 280 mm	595 x 740 x 280 mm
CAPACITY	4 L	2 x 4 L	4 x 4 L	6 x 4 L
WEIGHT	7 KG	9.2 KG	14.5 KG	18.5 KG
POWER	600 W / 240 V 50 Hz	900 W / 240 V 50 Hz	1500 W / 240 V 50 Hz	2000 W / 240 V 50 Hz
TEMPERATURE	30-85 °C	30-85 °C	30-85 °C	30-85 °C



Food Warmer Cart

Stainless steel structure, Adjustable temperature, Stamped tank, Light indicator, Hi-limiter to prevent dry heating



CODE	291006 (DW-4W)	291009 (DW-4WG)
DIMENSIONS (WxDxH)	1435 x 700 x 1415 mm	1500 x 690 x 1400 mm
SIZE	GN 1/1 150mm x 2 GN 1/2 150mm x 2 GN 1/3 150mm x 3	GN 1/1 150mm x 2 GN 1/2 150mm x 2 GN 1/3 150mm x 3
TEMPERATURE RANGE	30-110 °C	30-110 °C
WEIGHT	86 KG	113 KG
POWER	2.65 + 0.9(bulb) KW / 240 V 50 Hz	4.2 KW / 240 V 50 Hz Two Plugs





SNACKING

Hot Display Cabinet



Black painted steel structure, 3 height adjustable shelves, Interior lighting, Thermostat control and water pan for air moistening, Front and back sliding doors, Temperature range 30-90°C



CODE	101035 (FM26)	101034 (FM36)	101036 (FM48)
DIMENSIONS (WxDxH)	660 x 437 x 655 mm	900 x 480 x 590 mm	1200 x 480 x 810 mm
SHELF 1 (WxD)	580 x 275 mm	820 x 315 mm	1120 x 315 mm
SHELF 2 (WxD)	580 x 298 mm	820 x 340 mm	1120 x 340 mm
SHELF 3 (WxD)	580 x 318 mm	820 x 360 mm	1120 x 360 mm
CAPACITY	110 L	150 L	370 L
WEIGHT	35 KG	50 KG	72 KG
POWER	1.84 KW / 240 V 50 Hz	1.84 KW / 240 V 50 Hz	2.2 KW / 240 V 50 Hz

Pie Cabinet



Stainless steel structure, Inside temperature display, Height adjustable shelves, Front sliding door, Crumb tray, Temperature range 30-90°C



CODE	101037 (FW580)	101038 (FW805)
DIMENSIONS (WxDxH)	640 x 360 x 530 mm	865 x 360 x 625 mm
SHELF (WxD)	569 x 300 mm	794 x 300 mm
WEIGHT	21 KG	35 KG
POWER	1 KW / 240 V 50 Hz	1.5 KW / 240 V 50 Hz

Blender



ABS plastic structure, Removable polycarbonate bowl, Adjustable speed, High speed motor, Removable stainless steel knife



CODE	401010 (CSB-1052)
DIMENSIONS (WxDxH)	210 x 210 x 485 mm
CAPACITY	2000 c.c
WEIGHT	5.8 KG
POWER	1.8 KW / 240 V 50 Hz

EXTRA JUG	SP10019
-----------	---------



SNACKING



CE

Citrus Juicer



Aluminum frame, Water resistant motor block, Removable plastic top container, On/off switch, Rubber feet, 3 removable squeezer cones, Removable bowl

CODE	401002 (CJ5)
DIMENSIONS (WxDxH)	210 x 318 x 412 mm
WEIGHT	5.5 KG
POWER	0.18 KW / 240 V 50 Hz



CE

Water Boiler



Stainless steel structure, Double layer design, Tap, Level indicator, Adjustable thermostat and temperature, On/off switch

CODE	501003 (ENW-200DR)	501004 (ENW-300DR)
DIMENSIONS (WxDxH)	350 x 350 x 502 mm	350 x 350 x 600 mm
TOTAL VOLUME	20 L	30 L
CAPACITY	14.4 L	19.1 L
WEIGHT	3.7 KG	4.4 KG
POWER	2.5 KW / 240 V 50 Hz	2.8 KW / 240 V 50 Hz



CE

Warmer Drawer



Stainless steel structure, Three drawers design

CODE	291005 (WD-3)
DIMENSIONS (WxDxH)	593 x 740 x 817 mm
TEMPERATURE	30~110 °C
WEIGHT	67 KG
POWER	1.5 KW / 240 V 50 Hz



Heated Display Warmer

Stainless steel structure, Level indicator, Adjustable thermostat and temperature



CODE	101045 (TC2F)	101073 (CS-310)
DIMENSIONS (WxDxH)	730 x 580 x 550 mm	330 x 560 x 500 mm
WEIGHT	14 KG	7 KG
POWER	1 KW / 240 V 50 Hz	0.94 KW / 240 V 50 Hz





PREPARATION



Meat Mincer

Stainless steel structure and hopper, Perforated plate, Water resistant, On/off switch, 6 & 8 mm disc and blade included, Rubber feet

CODE	181003 (JT-12)	181002 (JT-22)	181001 (JT-32)
DIMENSIONS (WxDxH)	385 x 415 x 240 mm	440 x 440 x 280 mm	530 x 500 x 270 mm
CAPACITY P/HR	150 KG	250 KG	320 KG
WEIGHT	25 KG	29 KG	49 KG
POWER	0.8 KW / 240 V 50 Hz	1.1 KW / 240 V 50 Hz	1.5 KW / 240 V 50 Hz



Meat Slicer

Aluminium-magnesium alloy and anodized structure, Stainless steel blade, On/off switch, Rubber feet

CODE	201003 (HBS-195JS)	201004 (HBS-220JS)	201005 (HBS-250)
DIMENSIONS (WxDxH)	435 x 385 x 325 mm	435 x 385 x 325 mm	480 x 370 x 370 mm
WEIGHT	12.2 KG	12.2 KG	17 KG
POWER	0.12 KW / 240 V 50 Hz	0.12 KW / 240 V 50 Hz	0.15 KW / 240 V 50 Hz
BLADE	195 mm	220 mm	250 mm
CUTTING THICKNESS	0-12 mm	0-12 mm	0-12 mm
CUTTING LENGTH	150 mm	160 mm	180 mm



CODE	201006 (HBS-275)	201007 (HBS-300)
DIMENSIONS (WxDxH)	540 x 455 x 445mm	575 x 455 x 445 mm
WEIGHT	22.4 KG	24.1 KG
POWER	0.25 KW / 240 V 50 Hz	0.25 KW / 240 V 50 Hz
BLADE	275 mm	300 mm
CUTTING THICKNESS	0-15 mm	0-15 mm
CUTTING LENGTH	200 mm	200 mm

PREPARATION



Vegetable Cutter



Anodised and polished aluminium and magnesium alloy, Large half moon feed hopper, Double safety system (handle and lid), Easy to clean disc, 5 discs included (2 cutting discs 2 mm and 4 mm, 3 grating discs 3 mm 4 mm and 7 mm)

CODE	201010 (HLC300)
DIMENSIONS (WxDxH)	240 x 630 x 500 mm
CAPACITY P/HR	300 KG
WEIGHT	22.5 KG
POWER	0.55 KW / 240 V 50 Hz

Vegetable Cutter Discs

Cutting disc for grating




Cutting disc for slices






Cutting disc for grating



French fryer disc (Combination type)



Dicing disc (Combination type) use with Art.No:201032,Art.No:201033





PREPARATION

Bonesaw



Aluminum structure, Heavy duty motor designed for continuous operation, Adjustable cutting thickness, Removable upper wheel, Automatic emergency stop, Hand guard, Meat pusher to protect hand

CODE	131001 (J210)	131002 (J320)
DIMENSIONS (WxDxH)	550 x 500 x 920 mm	620 x 590 x 1130 mm
BLADE THICKNESS	0.5 mm	0.5 mm
SAW LENGTH	1650 mm	2040 mm
SAW WIDTH	16 mm	19 mm
CUT THICKNESS	5-155 mm	5-200 mm
SURFACE DIMENSIONS	505 x 415 mm	590 x 480 mm
WEIGHT	47 KG	63 KG
POWER	750 W / 240 V 50 Hz	1100 W / 240 V 50 Hz

Blade J210 L=1650 x16x 0.5 mm

CODE 900001

Blade J320 L=2040 x16x0.56 mm

CODE 900002



Potato Peeler



Stainless steel potato peeler

CODE	321001 (PP18SF)
DIMENSIONS (WxDxH)	622 x 540 x 997 mm
VOLUME	18 KG / 28 L
CAPACITY	240-360 KG/HR
TIMER	0-5 MINUTES
WEIGHT	41.8 KG
POWER	1.1 KW / 240 V 50 Hz



7L Food Mixer



Red or matte grey painted steel structure, Adjustable speed, Tilting head, Anti-splash pouring lid, Stainless steel bowl, Includes; hook, kneader, wire whisk and paddle

CODE	901001 (7500)	901002 (7600)
DIMENSIONS (WxDxH)	250 x 350 x 420 mm	250 x 350 x 420 mm
CAPACITY	7 L	7 L
COLOUR	Red	Matte Grey
WEIGHT	0.8 KG	0.8 KG
POWER	0.5 KW / 240 V 50 Hz	0.5 KW / 240 V 50 Hz

Extra Stainless Steel Bowl

CODE SP10001





PREPARATION



CE Planetary Mixer

Adjustable 3 speed setting, Removable stainless steel bowl, Lever operated bowl lift, Protective grid, Safety stop system, Emergency stop, Metal gears, Includes; flat stirrer, dough hook and whisk



CODE	701001 (B10)	701002 (B20)	701003 (B30)
DIMENSIONS (WxDxH)	465 x 415 x 610 mm	520 x 490 x 792 mm	550 x 550 x 867 mm
VOLUME	10 L	20 L	30 L
SPEED	113 / 184 / 341 RPM	108 / 161 / 382 RPM	108 / 161 / 382 RPM
WEIGHT	54 KG	72 KG	77 KG
POWER	550 W / 240 V 50 Hz	750 W / 240 V 50 Hz	1100 W / 240 V 50 Hz

** Bigger sizes are available*



PREPARATION

Pizza Dough Roller

Stainless steel structure, dough thickness adjustment by wrist, protection on the rollers to ensure safety, product meeting European and UK safety standards

CODE	271009 (APD-40Pro)
DIMENSIONS (WxDxH)	565 x 530 x 750 mm
DOUGH DIAMETER	Max 400 mm
DOUGH WEIGHT	50-500 g
WEIGHT	40 KG
POWER	450 W / 240 V 50 Hz



CE



Pizza Dough Sheeter

Stainless steel structure, dough thickness adjustment by wrist, protection on the rollers to ensure safety, product meeting European and UK safety standards

CODE	271020 (DS-520)
DIMENSIONS (WxDxH)	2550 x 880 x 1180 mm
WORKING POSITION (WxH)	2550 x 1180 mm
CONVEYOR BELT SIZE (LxH)	2160 x 500 mm
ROLLER ADJUSTABLE GAP	1-40 mm
MAXIMUM ROLL WEIGHT	5 KG
WEIGHT	190 KG
POWER	550 W / 240 V 50 Hz



CE





PREPARATION

Spiral Mixer



CODE	271010 (HM-20A)	271011 (HM-30A)	271012 (HM-40A)	271013 (HM-50A)
DIMENSIONS (WxDxH)	435 x 720 x 850 mm	490 x 800 x 900 mm	530 x 910 x 980 mm	580 x 970 x 980 mm
BOWL CAPACITY	20 L	30 L	40 L	50 L
KNEADING CAPACITY	8 KG	12 KG	16 KG	20 KG
ROTATION LOW SPEED	100 RPM	100 RPM	100 RPM	100 RPM
ROTATION HIGH SPEED	240 RPM	240 RPM	240 RPM	240 RPM
BOWL SPEED BOWL	10-28 RPM	10-28 RPM	10-28 RPM	10-28 RPM
SIZE (Inner) BOWL	358/210mm(H)	408/270mm(H)	447/297mm(H)	497/296mm(H)
THICKNESS	1.2 mm	1.2 mm	1.5 mm	1.5 mm
WEIGHT	60 KG	73 KG	110 KG	125 KG
POWER	750 W / 240 V 50 Hz	1100 W / 240 V 50 Hz	2200 W / 240 V 50 Hz	2500 W / 240 V 50 Hz



CODE	271015 (HM-20)	271016 (HM-30)	271017 (HM-40)	271018 (HM-50)
DIMENSIONS (WxDxH)	400 x 700 x 630 mm	440 x 740 x 680 mm	480 x 860 x 760 mm	535 x 910 x 760 mm
BOWL CAPACITY	20 L	30 L	40 L	50 L
KNEADING CAPACITY	8 KG	12 KG	16 KG	20 KG
ROTATION LOW SPEED	100 RPM	100 RPM	100 RPM	100 RPM
ROTATION HIGH SPEED	240 RPM	240 RPM	240 RPM	240 RPM
BOWL SPEED	10-28 RPM	10-28 RPM	10-28 RPM	10-28 RPM
BOWL SIZE (Inner)	358/210mm(H)	408/270mm(H)	447/297mm(H)	497/296mm(H)
BOWL THICKNESS	1.2 mm	1.2 mm	1.5 mm	1.5 mm
WEIGHT	60 KG	73 KG	110 KG	125 KG
POWER	750 W / 240 V 50 Hz	1100 W / 240 V 50 Hz	2200 W / 240 V 50 Hz	2500 W / 240 V 50 Hz



60L Spiral Mixer



CODE	271014 (HM-60A)	271019 (HM-60)
DIMENSIONS (WxDxH)	580 x 970 x 1100 mm	535 x 910 x 820 mm
BOWL CAPACITY	60 L	60 L
KNEADING CAPACITY	25 KG	25 KG
ROTATION LOW SPEED	100 RPM	100 RPM
ROTATION HIGH SPEED	240 RPM	240 RPM
BOWL SPEED	10-28 RPM	10-28 RPM
BOWL SIZE (Inner)	497/350mm(H)	497/350mm(H)
BOWL THICKNESS	1.5 mm	1.5 mm
WEIGHT	130 KG	130 KG
POWER	3000 W / 240 V 50 Hz	3000 W / 240 V 50 Hz



PREPARATION



Hand Blender



CODE	321003 (IB-350CV)	321004 - (IB-500LV)	321005 - (IB-750LV)
DESCRIPTION	Immersion blender	Immersion blender	Immersion blender
SPEED/RMP	4000-16000	4000-16000	4000-16000
WEIGHT	1.8 KG	1.95 KG	2.82 KG
POWER	350 W / 240 V 50 Hz	500 W / 240 V 50 Hz	750 W / 240 V 50 Hz

CODE	321007 (BLD-300)	321008 (BLD-400)	321009 (BLD-500)
DESCRIPTION	300 mm Tube	400 mm Tube	500 mm Tube
WEIGHT	1 KG	1.33 KG	1.63 KG

CODE	321006 (BLD-550)
DESCRIPTION	550 mm Tube
WEIGHT	1.78 KG
COUNTERPART	Used for IB750LV

CODE	321010 (WIK-250)
DESCRIPTION	250 mm Whisk
WEIGHT	0.9 KG
COUNTERPART	Used for IB350/500/750LV





Stainless Steel



CE Stainless Steel Sinks

Stainless steel sinks and drainer (AISI 304) Stainless steel base (AISI 201), Soundproof sinks with anti-drip edges, Ribbed drainer, Flat backsplash (100 x 20mm), Square legs with 30mm adjustable jacks, Overflow tube included




CODE	DRAINER	DIMENSIONS (WxDxH)	SINK SIZE (WxDxH)
231001 (STSK066)	No	600 x 600 x 950 mm	(400 x 400 x 250 mm) x1
231002 (STSK076)	No	700 x 600 x 950 mm	(500 x 400 x 250 mm) x1
231003 (STSK086)	No	800 x 600 x 950 mm	(500 x 400 x 250 mm) x1
231014 (STSK067)	No	600 x 700 x 950 mm	(400 x 500 x 300 mm) x1
231015 (STSK077)	No	700 x 700 x 950 mm	(600 x 500 x 300 mm) x1
231016 (STSK087)	No	800 x 700 x 950 mm	(600 x 500 x 300 mm) x1




CODE	DRAINER	DIMENSIONS (WxDxH)	SINK SIZE (WxDxH)
231009 (STSK106R)	Right	1000 x 600 x 950 mm	(400 x 400 x 250 mm) x1
231010 (STSK126R)	Right	1200 x 600 x 950 mm	(500 x 400 x 250 mm) x1
231022 (STSK107R)	Right	1000 x 700 x 950 mm	(500 x 400 x 250 mm) x1
231023 (STSK127R)	Right	1200 x 700 x 950 mm	(400 x 500 x 300 mm) x1
231024 (STSK147R)	Right	1400 x 700 x 950 mm	(600 x 500 x 300 mm) x1



CODE	DRAINER	DIMENSIONS (WxDxH)	SINK SIZE (WxDxH)
231004 (STSK106L)	Left	1000 x 600 x 950 mm	(400 x 400 x 250 mm) x1
231005 (STSK126L)	Left	1200 x 600 x 950 mm	(500 x 400 x 250 mm) x1
231017 (STSK107L)	Left	1000 x 700 x 950 mm	(400 x 500 x 350 mm) x1
231018 (STSK127L)	Left	1200 x 700 x 950 mm	(500 x 500 x 300 mm) x1
231019 (STSK147L)	Left	1400 x 700 x 950 mm	(600 x 500 x 300 mm) x1



CODE	DRAINER	DIMENSIONS (WxDxH)	SINK SIZE (WxDxH)
231011 (STSK146R)	Right	1400 x 600 x 950 mm	(400 x 400 x 250 mm) x2
231012 (STSK166R)	Right	1600 x 600 x 950 mm	(500 x 400 x 250 mm) x2
231013 (STSK186R)	Right	1800 x 600 x 950 mm	(500 x 400 x 250 mm) x2
231025 (STSK167R)	Right	1600 x 700 x 950 mm	(500 x 400 x 300 mm) x2
231026 (STSK187R)	Right	1800 x 700 x 950 mm	(500 x 500 x 300 mm) x2



CODE	DRAINER	DIMENSIONS (WxDxH)	SINK SIZE (WxDxH)
231006 (STSK146L)	Left	1400 x 600 x 950 mm	(400 x 400 x 250 mm) x2
231007 (STSK166L)	Left	1600 x 600 x 950 mm	(500 x 400 x 250 mm) x2
231008 (STSK186L)	Left	1800 x 600 x 950 mm	(500 x 400 x 250 mm) x2
231020 (STSK167L)	Left	1600 x 700 x 950 mm	(500 x 400 x 300 mm) x2
231021 (STSK187L)	Left	1800 x 700 x 950 mm	(500 x 500 x 300 mm) x2




Stainless Steel

Stainless Steel Sinks



Stainless steel sinks and drainer (AISI 304) Stainless steel base (AISI 201), Soundproof sinks with anti-drip edges, Ribbed drainer, Flat backsplash (100 x 20mm), Square legs with 30mm adjustable jacks, Overflow tube included

CODE	DRAINER	DIMENSIONS (WxDxH)	SINK SIZE (WxDxH)
231027 (STSK206)	Left & Right	2000 x 600 x 950 mm	(500 x 400 x 250 mm) x2
231028 (STSK207)	Left & Right	2000 x 700 x 950 mm	(500 x 500 x 300 mm) x2
231046 (STSK106D)	No	1000 x 600 x 950 mm	(400 x 400 x 250 mm) x2
231047 (STSK126D)	No	1200 x 600 x 950 mm	(500 x 400 x 250 mm) x2
231048 (STSK107D)	No	1000 x 700 x 950 mm	(400 x 500 x 250 mm) x2
231049 (STSK127D)	No	1200 x 700 x 950 mm	(500 x 500 x 250 mm) x2



Stainless Steel Tables



Stainless steel structure (AISI 201), central or attached model, reinforced worktop with melamine and omega wood panel, square legs with adjustable cylinders over 30 mm, product delivered disassembled, easy to assemble

CODE	TYPE	DIMENSIONS (WxDxH)
141001 (IMT-066)	Central	600 x 600 x 900 mm
141002 (IMT-096)	Central	900 x 600 x 900 mm
141003 (IMT-126)	Central	1200 x 600 x 900 mm
141004 (IMT-156)	Central	1500 x 600 x 900 mm
141005 (IMT-186)	Central	1800 x 600 x 850 mm



CODE	TYPE	DIMENSIONS (WxDxH)
141030 (IMT036B)	Backsplash	300 x 600 x 900 + 100 mm
141006 (IMT066B)	Backsplash	600 x 600 x 900 + 100 mm
141007 (IMT096B)	Backsplash	900 x 600 x 900 + 100 mm
141008 (IMT126B)	Backsplash	1200 x 600 x 900 + 100 mm
141009 (IMT156B)	Backsplash	1500 x 600 x 900 + 100 mm
141010 (IMT186B)	Backsplash	1800 x 600 x 900 + 100 mm



Stainless Steel Wall Shelves



Stainless steel structure (AISI 201), easy to assemble

CODE	DIMENSIONS (WxDxH)
141011 (STSW-093)	900 x 300 x 350 mm
141012 (STSW-123)	1200 x 300 x 350 mm
141013 (STSW-153)	1500 x 300 x 350 mm
141014 (STSW-183)	1800 x 300 x 350 mm
141031 (STSW-063)	600 x 300 x 350 mm



CODE	DIMENSIONS (WxDxH)
141033 (STSW-063D)	600 x 300 x 550 mm
141034 (STSW-093D)	900 x 300 x 550 mm
141035 (STSW-123D)	1200 x 300 x 550 mm
141036 (STSW-153D)	1500 x 300 x 550 mm
141037 (STSW-183D)	1800 x 300 x 550 mm





Stainless Steel



Stainless Steel Service Trolley



Stainless Steel Trolley SS 201

CODE	301003	301004
DIMENSIONS (WxDxH)	845 x 525 x 940 mm	845 x 525 x 940 mm
TIER	2	3
WEIGHT	11.21 KG	14.8 KG



CODE	141032
DIMENSIONS (WxDxH)	900 x 500 x 890 mm
TIER	Foldable 3 Tiers
WEIGHT	20.1 KG



Rack Trolley

Rack Trolley SS201, compatible with GN pan 1/1 or baker trays



CODE	301006	301007	301008
DIMENSIONS (WxDxH)	470 x 620 x 1735 mm	380 x 550 x 1700 mm	740 x 550 x 1700 mm
VOLUME	40 x 60 mm Tray & GN 1/1	GN 1/1	40 x 60 mm Tray
TIER	18	16	15 x 2
WEIGHT	29 KG	20 KG	31.2 KG



CODE	301009	301010
DIMENSIONS (WxDxH)	470 x 620 x 1700 mm	380 x 550 x 950 mm
VOLUME	40 x 60 mm Tray	GN 1/1
TIER	15	6
WEIGHT	20 KG	13 KG



Stainless Steel

Hand Wash Basin



Stainless Steel Structure (SS 304), Push Control, Accessories included,

CODE 231045 (KYL43)

DIMENSIONS (WxDxH) 400 x 335 x 450 mm



Stainless Steel Perforated Gastronorm Pan



SS201 GN Pan

CODE	SIZE	DIMENSIONS (WxL)	DEPTH
301064	1/1 GN65	530 x 325 mm	65 mm
301065	1/1 GN100	530 x 325 mm	100 mm
301066	1/1 GN150	530 x 325 mm	150 mm
301067	1/1 GN200	530 x 325 mm	200 mm
301068	1/1 GN20	530 x 325 mm	20 mm
301069	1/1 GN40	530 x 325 mm	40 mm
301070	1/2 G/N20	325 x 265 mm	20 mm
301071	1/2 G/N40	325 x 265 mm	40 mm
301072	1/2 G/N65	325 x 265 mm	65 mm
301073	1/2 G/N100	325 x 265 mm	100 mm
301074	1/2 G/N150	325 x 265 mm	150 mm
301075	1/2 G/N200	325 x 265 mm	200 mm



Minimum Order Quantities

SIZE	MOQ/Pack Size
1/1	6 - 1 x 6
1/2	12 - 2 x 6
1/3	18 - 3 x 6
1/4	24 - 4 x 6
1/6	36 - 6 x 6
1/9	48 - 8 x 6

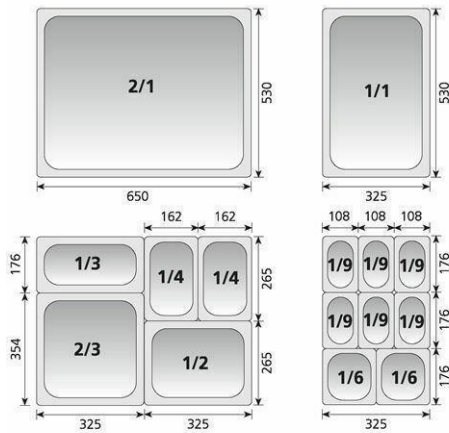


Stainless Steel



Stainless Steel Gastronorm Pan

SS 201 Gastronorm



CODE	SIZE	DIMENSIONS (WxL)	DEPTH
301024	1/1 GN20	530 x 325 mm	20 mm
301025	1/1 GN40	530 x 325 mm	40 mm
301026	1/1 GN65	530 x 325 mm	65 mm
301027	1/1 GN100	530 x 325 mm	100 mm
301028	1/1 GN150	530 x 325 mm	150 mm
301029	1/1 GN200	530 x 325 mm	200 mm
301030	1/2 GN20	325 x 265 mm	20 mm
301031	1/2 GN40	325 x 265 mm	40 mm
301032	1/2 GN65	325 x 265 mm	65 mm
301033	1/2 GN100	325 x 265 mm	100 mm
301034	1/2 GN150	325 x 265 mm	150 mm
301035	1/2 GN200	325 x 265 mm	200 mm
301036	1/3 GN20	325 x 176 mm	20 mm
301037	1/3 GN40	325 x 176 mm	40 mm
301038	1/3 GN65	325 x 176 mm	65 mm
301039	1/3 GN100	325 x 176 mm	100 mm
301040	1/3 GN150	325 x 176 mm	150 mm
301041	1/3 GN200	325 x 176 mm	200 mm
301042	1/4 GN20	265 x 162 mm	20 mm
301043	1/4 GN40	265 x 162 mm	40 mm
301044	1/4 GN65	265 x 162 mm	65 mm
301045	1/4 GN100	265 x 162 mm	100 mm
301046	1/4 GN150	265 x 162 mm	150 mm
301047	1/4 GN200	265 x 162 mm	200 mm
301048	1/6 GN65	176 x 162 mm	65 mm
301049	1/6 GN100	176 x 162 mm	100 mm
301050	1/6 GN150	176 x 162 mm	150 mm
301051	1/6 GN200	176 x 162 mm	200 mm
301052	1/9 GN65	176 x 108 mm	65 mm
301053	1/9 GN100	176 x 108 mm	100 mm
301054	1/9 GN150	176 x 108 mm	150 mm



Gastronorm Pan Lids



Lid for GN container

CODE	301055	301056	301057	301058	301059	301060
SIZE	1/1 G/N Lid	1/2 G/N Lid	1/3 G/N Lid	1/4 G/N Lid	1/6 G/N Lid	1/9 G/N Lid



Stainless Steel



CE Chrome Steel Shelving

CODE	MODEL	DIMENSIONS (WxDxH)
211010	CS-45560	455 x 609 x 1800 mm
211011	CS-45575	455 x 757 x 1800 mm
211012	CS-45590	455 x 907 x 1800 mm
211013	CS-45510	455 x 1060 x 1800 mm
211002	CS-45512	455 x 1215 x 1800 mm
211014	CS-45513	455 x 1370 x 1800 mm
211003	CS-45515	455 x 1518 x 1800 mm
211001	CS-45518	455 x 1822 x 1800 mm
211015	CS-5360	530 x 609 x 1800 mm
211016	CS-5375	530 x 757 x 1800 mm
211017	CS-5390	530 x 907 x 1800 mm
211004	CS-5310	530 x 1060 x 1800 mm
211018	CS-5312	530 x 1215 x 1800 mm
211005	CS-5313	530 x 1370 x 1800 mm
211019	CS-5315	530 x 1518 x 1800 mm
211006	CS-5318	530 x 1822 x 1800 mm
211020	CS-6160	610 x 609 x 1800 mm
211021	CS-6175	610 x 757 x 1800 mm
211022	CS-6190	610 x 907 x 1800 mm
211007	CS-6110	610 x 1060 x 1800 mm
211023	CS-6112	610 x 1215 x 1800 mm
211024	CS-6113	610 x 1370 x 1800 mm
211008	CS-6115	610 x 1518 x 1800 mm
211009	CS-6118	610 x 1822 x 1800 mm





Hamoki Limited

28 Maryland Road, Tongwell Milton Keynes, MK15 8HF



+44 (0)1908616115

+44 (0)7704731230

sales@hamoki.co.uk

www.hamoki.co.uk