



Smart Accessories

50-Quart Trash Pull-Out

**A Decorative
and Functional
Approach to
an Organized
Kitchen**

Our dovetailed trash pull-out system keeps your trash out of sight. You can choose from our single or double containers. Constructed from 12mm prefinished Baltic Birch, the units come prepackaged with Blum® Tandem heavy-duty, full extension, soft-close, undermount drawer runners and 50-quart trash containers. These smart accessories offer everything you need to install a beautiful wood trash pull-out unit in one box.



Features

- Prepackaged unit
- Fully assembled
- Soft-close drawer runners and trash cans included
- Three stock sizes designed for base cabinet installation (12," 15," 18")
- Dovetail construction
- 12mm prefinished Baltic Birch construction
- Cabinet door can be mounted directly to the front of the unit or unit can be placed behind an existing cabinet door
- Works with face frame or frameless construction
- Suitable for use with Blum® Servo-Drive, sold separately

Specifications

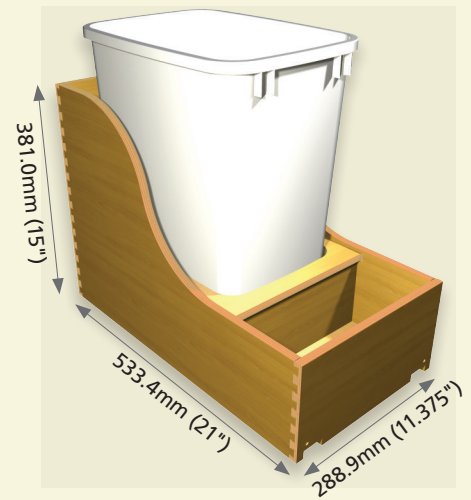
All units come with Blum® Tandem heavy-duty, soft-close, undermount drawer runners.

Features

- Pre-assembled base mount set installs easily with pre-mounted #6x1" wood screws
- Tool-free height and tilt adjustment
- 125 lb. static load capacity

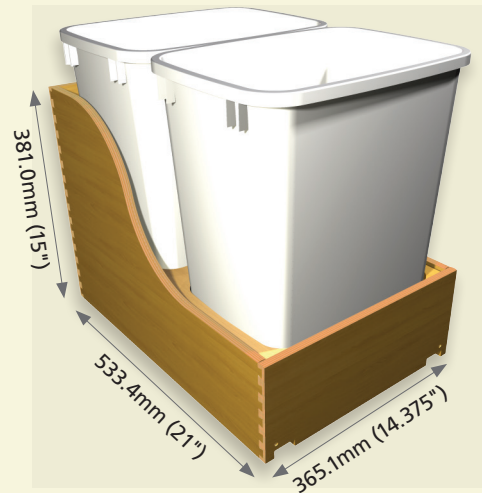
Single Trash Can Unit

- Part #DBSBB12KIT50
- One 50-quart trash container
- Soft-close drawer runners
- Fits cabinet opening:
 - 12" minimum opening width
 - 24.5" high
 - 21 5/16" cabinet depth without Servo
- Easy installation
- Bullnose clear finish edge



Double Trash Can Unit

- Part #DBSBB15KIT50
- Two 50-quart trash containers
- Soft-close drawer runners
- Fits cabinet opening:
 - 15" minimum opening width
 - 24.5" high
 - 21 5/16" cabinet depth without Servo
- Easy installation
- Bullnose clear finish edge



Double Trash Can Unit

- Part #DBSBB18KIT50
- Two 50-quart trash containers
- Soft-close drawer runners
- Fits cabinet opening:
 - 18" minimum opening width
 - 24.5" high
 - 21 5/16" cabinet depth without Servo
- Easy installation
- Bullnose clear finish edge

