



Smart Accessories

Solid Maple Trash Pull-Out



Our dovetailed trash pull-out system keeps your trash out of sight. You can choose from our single or double containers. Constructed from ½" prefinished solid maple, the units come prepackaged with Blum® Tandem heavy-duty, full extension, soft-close, undermount drawer runners and either 35-quart or 50-quart trash containers. These smart accessories offer everything you need to install a beautiful wood trash pull-out unit in one box.

A Decorative and Functional Approach to an Organized Kitchen

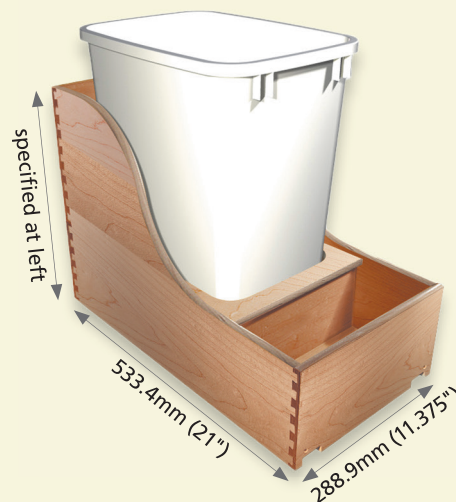
Features

- Prepackaged unit
- Fully assembled
- Soft-close drawer runners and trash cans included
- Six stock sizes designed for base cabinet installation (12", 15", 18") with either 35-quart or 50-quart trash containers
- Dovetail construction
- ½" prefinished solid maple construction
- Cabinet door can be mounted directly to the front of the unit or unit can be placed behind an existing cabinet door
- Works with face frame or frameless construction
- Suitable for use with Blum® Servo-Drive, sold separately

Specifications

Single Trash Can Unit

- Part #DBSSM12KIT
 - One 35-quart trash container
- Part #DBSSM12KIT50
 - One 50-quart trash container
- Soft-close drawer runners
- Fits cabinet opening:
 - 12" minimum opening width
 - 21 5/16" cabinet depth without Servo
- Easy installation
- Bullnose clear finish edge



All units come with Blum® Tandem heavy-duty, soft-close, undermount drawer runners.

Features

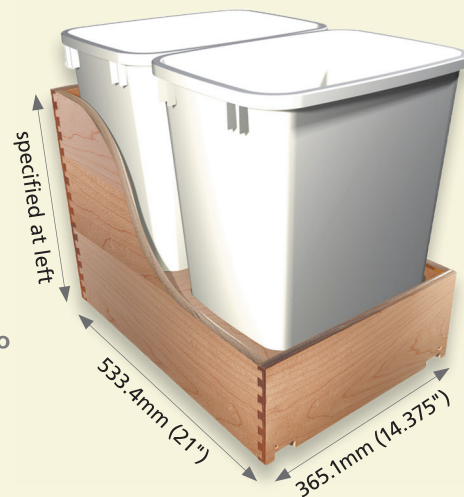
- Pre-assembled base mount set installs easily with pre-mounted #6x1" wood screws
- Tool-free height and tilt adjustment
- 125 lb. static load capacity

Height Requirement:

- 35-quart options: 20.5"
- 50-quart options: 24.5"

Double Trash Can Unit - 15"

- Part #DBSSM15KIT
 - Two 35-quart trash containers
- Part #DBSSM15KIT50
 - Two 50-quart trash containers
- Soft-close drawer runners
- Fits cabinet opening:
 - 15" minimum opening width
 - 21 5/16" cabinet depth without Servo
- Easy installation
- Bullnose clear finish edge



Double Trash Can Unit - 18"

- Part #DBSSM18KIT
 - Two 35-quart trash containers
- Part #DBSSM18KIT50
 - Two 50-quart trash containers
- Soft-close drawer runners
- Fits cabinet opening:
 - 18" minimum opening width
 - 21 5/16" cabinet depth without Servo
- Easy installation
- Bullnose clear finish edge

