

MORENTO

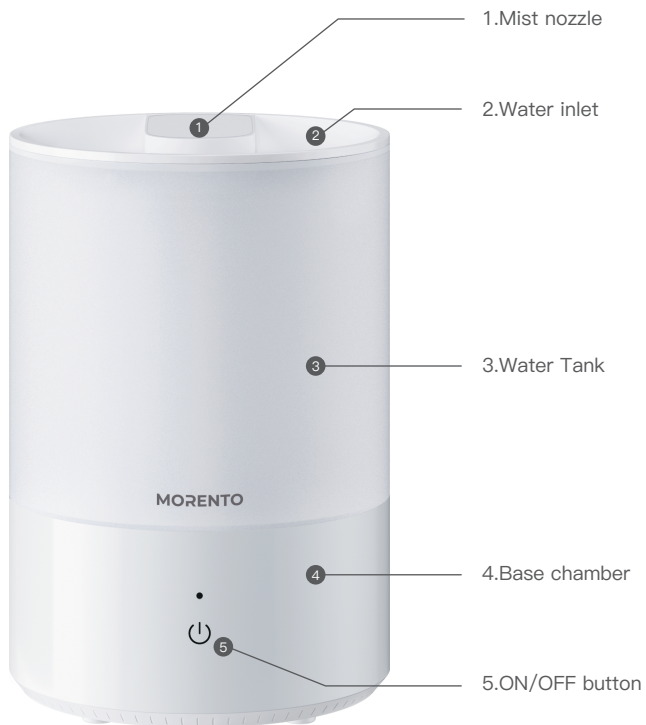
Manual Of Humidifier

Model:MR-2102



Ultrasonic humidifier
Household use only


Identification



6. Air duct (detachable)



7. Mist ring



8. Atomize

Specification

Model	MR-2102
Rate Power	25W
Rated Voltage	100-120V 50/60Hz
Water Tank Capacity	0.66gal/2.5L
Max Running Time	Up to 35 hours on lowest mist level
Noise Level	<35dB
Dimension	7.4*7.5*9.6inches/188*188*243mm
Weight	0.9kg/1.98lbs
Humidification Amount	205 ML/H
Effective Range	301 sq ft/28 m ²

Packing list

Humidifier
Manual
Cleaning Brush

Warning

Read thoroughly before use. Keep this manual for future reference.

1. Place on an even and hard surface. Do not lean the humidifier on its side.
2. Before operating, ensure the supply voltage corresponds with the rated voltage.
3. Operate in an environment between 5–40°C (41–104°F) with relative humidity < 80%.
4. Do not operate near any heat sources.
5. Do not operate near any other appliances.
6. Do not operate on wood flooring.
7. Do not pour water above 40°C (104°F) into the water tank.
8. Do not immerse any part of the product into water. If water sprays onto the outer parts of the humidifier, clean with a dry cloth immediately.
9. If the operating temperature is under 0°C (32°F), remove all water from the tank and wipe it dry to prevent damage from the formation of ice.
10. Do not add chemicals or solvents into the water tank.
11. Do not move the humidifier while it is operating.
12. Unplug from power source if not in use for 3 days or more.
13. Unplug from power source while adding water, when moving and during maintenance.
14. Do not disassemble the product.
15. Do not use a power cord if it is damaged. Do not wind or clamp the cord to avoid damage.
16. Keep away from children.

Usage

1. Place the humidifier on a hard and even surface at least 60 cm (24in) above the floor, 10 cm (4in) away from the wall, and 2 m (6.5ft) away from any other appliances for safety.
2. Make sure the humidifier is powered off and unplugged.
3. Pour water into the water tank.
4. Plug in the power cord and touch the ON/OFF button to power on the humidifier.
5. Short press the ON/FF button to change the mist level (three levels).
6. Long press the ON/OFF button to turn on the LED light.

TIPS:

The humidifier is not intended to be used by children under 8 years old or people with physical or mental disabilities.

Do not power on the humidifier when the water tank is empty.

When the water runs out, the humidifier will power off automatically.

Use clean or purified water. Change the water often to avoid malfunction or bacteria build-up.

Maintenance

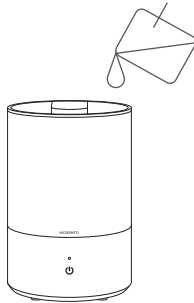
Before starting maintenance, ensure the humidifier is powered off and unplugged.

Clean the tank (two or three times per week):

- Flush with water
- Wipe with a clean dry cloth.

Clean the machinery and sprayer (once per week):

- Pour a 50/50 mix of white vinegar and water onto the top of base chamber.



- Use a cotton swab or soft brush to wipe.
- Rinse the top of the base chamber with water.
- Wipe with dry cloth.

Cleaning the outer parts of the humidifier: Wipe with a dry cloth.

Note: If idle for 3 days or more, clean the whole appliance and keep in a dry, ventilated area in its original packaging.

Troubleshooting

Problems	Causes	Solutions
The humidifier doesn't work	1.Unplugged 2.No water in the tank 3.Damaged sprayer or fan	1.Plug in the power cord 2.Add water into the tank 3.Contact Seller
Odd smell in the mist	First time use the humidifier or the water is dirty	Clean the tank and change the water.
Poor mist	Mist nozzle jammed	Clean the mist nozzle and turn on the high mist setting.
Odd noise	Not enough water in the tank The humidifier is placed on an uneven surface	Pour more water into the water tank and place on an even surface
Condensation forms around the humidifier	Humidity may be too high	Turn down the mist level, turn off the humidifier or open the door to the room.

Warranty

Morento offers an extensive warranty for all products that extends through 1 YEAR of the order date. This warranty covers quality related issues and product defects.

If you are past the 30-day return period on Amazon, contact us directly via the "Contact seller" option on your Order Details. If the product is not working properly, we can send you a replacement product.

This warranty does not apply in cases of abuse, mishandling, or unauthorized repair of the product.

If you have any questions about this warranty or would like additional information, please contact us via the "Contact Seller" option or directly via e-mail at support@morento.com

Please keep the original box, packing materials and all documentation in the event that service is required.