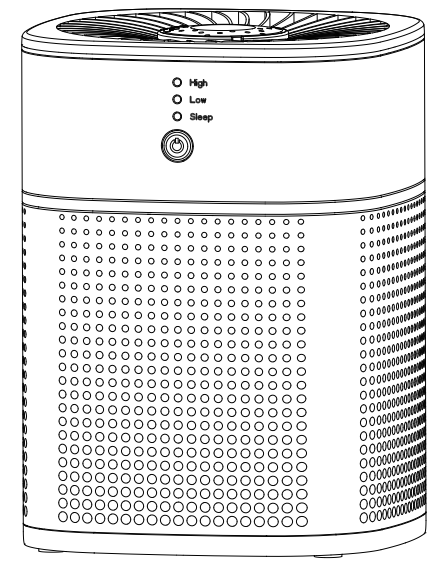


MORENTO

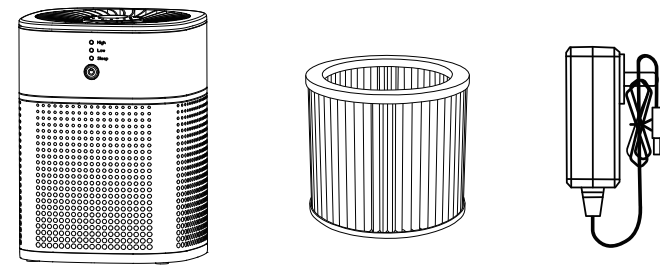
USER MANUAL

Air Purifier



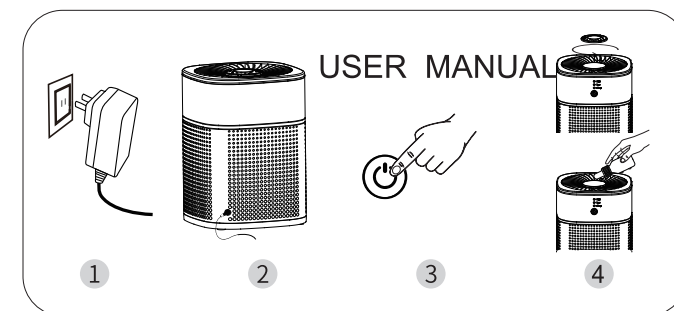
Model: HY1800

01/ AIR PURIFIER AND ACCESSORIES

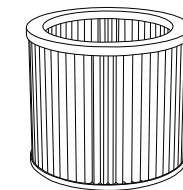


PACKING LIST:
 Air purifier*1
 High efficiency composite filter*1
 Power Adapter*1
 Instruction manual*1

02/ USER GUIDE



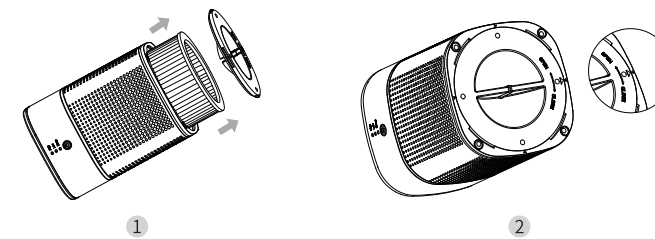
- As is shown in the picture, plug in 100-240v AC.
- As is shown in the picture, the other end is connected to the power interface of the machine.
- Press this button as shown to start purifying the air.
- Rotate to open the top cover, add 2-3 drops of essential oil (not included) to the aroma pad.



Purification method
 Using HEPA +activated carbon filter, it can filter most of the particulate pollutants in the air, such as PM2.5, dust particles, dander, pollen, cigarette smoke and peculiar smell.

Filter reset

The power indicator turns red to remind you to replace the filter; After replacing the filter, press and hold the power button for seven seconds; after the reset is completed, the red power indicator flashes three times and turns to white.



Filter replacement

- The power must be turned off when changing filter
- Unscrew the filter cover counterclockwise to remove the filter
 - Install the new filter and tighten the filter cover clockwise (as shown in the figure, the installation is completed by aligning the arrows).

03/ INSTRUCTIONS

Operate:

- Press the button for the first time to enter sleep mode, and the sleep mode indicator light flashes.
- Press the button again to enter the low speed mode, the low speed mode indicator light is steady on.
- Press the button again to enter the high speed mode, and the high speed mode indicator light is steady on.
- Press again to enter standby, cycle in turn.
- Set a four-hour shutdown time; press and hold the power button for three seconds, the current working mode indicator will change from steady on to flashing.

04/ PRECAUTIONS

- NO disassembly.**
 Non-professional maintenance personnel are prohibited from disassembly and modification to avoid damage or injury.
- Do not use other AC power.**
 Using a power supply that exceeds the specification will damage the product and cause an accident.
- Do not put objects near the air outlet and air inlet.**
 To avoid objects entering the interior of the air purifier which may cause electric shock or damage.
- Do not wet the air purifier.**
 To prevent short circuit and electric shock.

- It is forbidden to use in places with oil fume such as Kitchen.**
 To avoid air purifier damage and it can not be used as a ventilation fan.
- Do not wipe air purifier with alcohol or organic solvents.**
 To avoid air purifier damage and injury, fire, etc. caused by electric shock. No contact with flammable substances or fire, etc.
- Do not use insecticides while the air purifier is running.**
 After using the insecticide, the indoor air must be fully circulated, otherwise pharmaceutical ingredients will be excessively accumulated in the air purifier, which is harmful to human health.
- Please pay attention to ventilation when using the air purifier and gas appliance at the same time.**
 The air purifier cannot filter out carbon monoxide, otherwise it will cause poisoning.
- Pay attention to holding the power cord when plug and unplug the power.**
 To avoid power cord damage, or a short circuit thus causing fire, electric shock and other hazards.
- Close windows and doors to effectively and quickly purify indoor air.**
 Note: To avoid danger, if the power cord is damaged, it must be replaced by the manufacturer's maintenance department or professional maintenance personnel.
- Check the power plug regularly.**
 Dust is easy to accumulate on the power plug, which will cause poor insulation due to moisture. Regularly unplug the power plug and wipe it with a dry cloth. Unplug the power plug if it is not used for a long time.

NOTE

when each of the following happens, unplug the power immediately

- *No switch is working
- *Short circuit
- *The power cord or plug becomes abnormally hot
- *There is a burning smell or unusual sound and vibration
- *Other abnormal phenomena or malfunctions

To ensure that you can correctly install and use this product, please read the manual carefully. We recommend that you keep it in a safe place so that you can refer to it when needed.

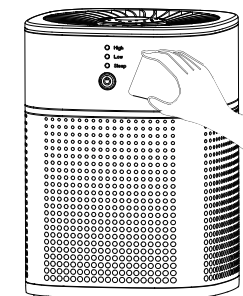
05/ MAINTENANCE

Filter needs regular cleaning and maintenance to ensure that the air purifier is at optimal performance.

Please regularly wipe the air inlet and outlet with a wet and soft cloth that contains a little detergent.

Instruction of cleaning filter:

- Unplug the power plug.
- open the filter cover and remove the filter
- use a brush or vacuum cleaner to clean the filter.
- put filter in the sunshine to achieve the effect of sterilization and deodorization.



NOTE

The life cycle of filter is closely related to the use environment and using time.

The replacement cycle of the filter is also different for different using time and using places.

INDOOR AIR PURIFIER

Product model: HY1800
 Power Supply: DC 12V/1A 12W Max.
 MAX DC 12V



Made in China

When abnormal condition happens, please check the following before sending the air purifier to repair.

ABNORMAL CONDITION	INSPECTION
Malfunction	1. Does the power plug fit properly? 2. Is the wire of circuit board in poor contact or broken? 3. Whether the fuse has broken?
No wind	4. Whether the starting capacitor has damaged? 5. Whether the motor has damaged? 6. Is filter blocked? or is the wire of circuit board in poor contact or broken?
Odor is difficult to remove	7. Check that whether the filter adsorbed too many pollutants to capture odor, if yes, please change a new filter.
Air purifier doesn't respond to polluted air	8. The location of the air purifier is unreasonable, making it difficult for the air purifier to capture air pollutants.
The power indicator turns red	9. After replacing the filter, press and hold the power button for seven seconds; after the reset is completed, the red power indicator flashes three times and turns to white.

After checking the above items, if the air purifier still doesn't work, please unplug the power and contact the agent for repair.

06/ TECHNICAL PARAMETERS

TYPES	SPECIFICATION
Product name	Air purifier
Product model	HY1800
Rated voltage	100-240V
Rated frequency	50 / 60Hz
Maximum power	12W
Minimum noise	24dB
Purification method	High efficiency composite filter
Main material	ABS
Speed settings	3 speeds
Product Size	168*168*228mm(6.61*6.61*8.98in)
Net weight	0.9KG(1.98LB)
The length of power cord	1.5-1.8m(4.92-5.91ft)

