

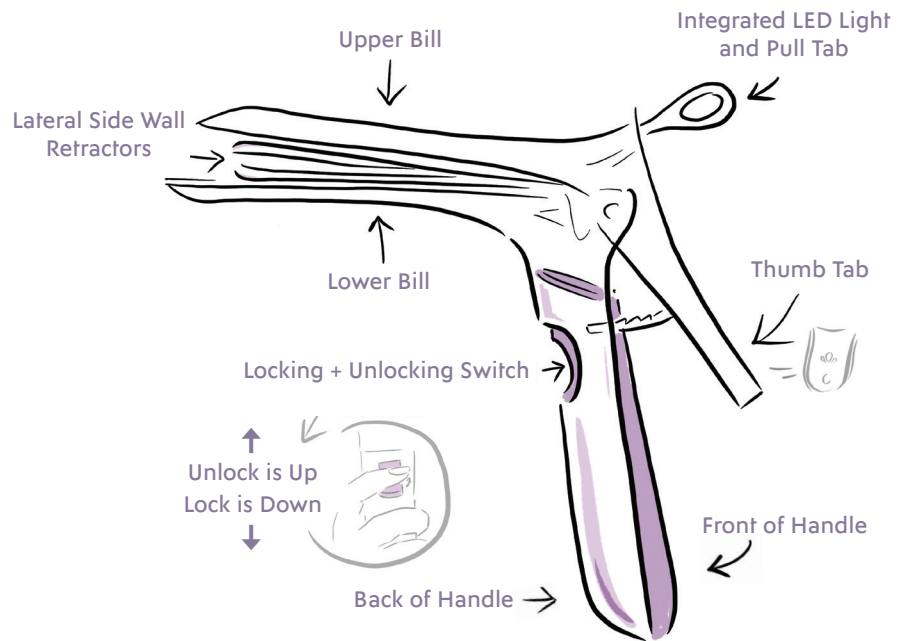
# nella<sup>®</sup> KIND

Single-Use

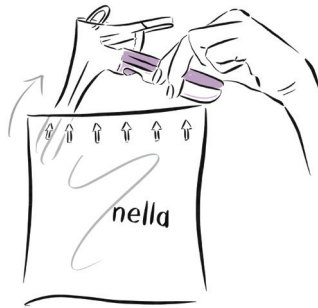
FROM



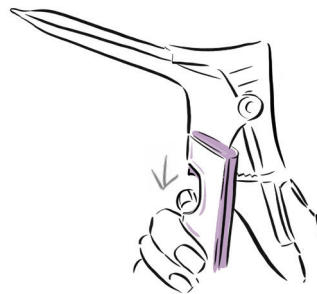
## Instructions for Use



**1**  
Open the polybag by tearing along the perforated line, above the purple arrows.



**2**  
Remove speculum from bag by the purple handle.

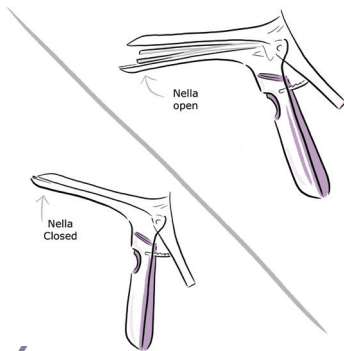


**3**  
On the back handle of the speculum is the locking and unlocking switch. Confirm the switch is down, which is the locked position.



**4**  
Activate the light source by removing the white circle tab on the top of the speculum.

**5**  
Dispose of tab.



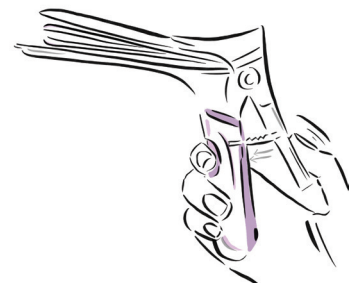
**6**  
This is what the speculum looks like open and closed.



**7**  
Insert the speculum into the vagina. Make sure speculum is fully closed before insertion.



**8**  
Once inserted, open Nella by pressing the thumb tab on handle where the small clear flower icon is located. Nella will automatically stay open and locked in position.



**9**  
If necessary, open speculum by further depressing thumb tab.

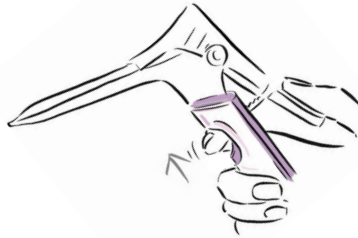
INSTRUCTIONS CONT. on BACK

## WHEN READY TO REMOVE



**10**

Slide the purple/purple switch on the back side of the handle up with your pointer finger to unlock and at the same time maintain pressure on thumb tab (where the flower icon is located).



**11**

Speculum will unlock and gently close.  
(Push switch UP to unlock.)



**12**

Remove speculum from vagina.



**13**

Dispose of speculum in accordance with local regulations.

| Product    | SKU/PN  | Description   | UOM  | Qty | Size |
|------------|---------|---|------|-----|------|
| Nella KIND | NSRL024 | Single-Use Vaginal Speculum with integrated sidewall retractors + LED light | Box  | 24  | OS   |
| Nella KIND | NSRL096 | Single-Use Vaginal Speculum with integrated sidewall retractors + LED light | Case | 96  | OS   |



[www.ceekwomenshealth.com](http://www.ceekwomenshealth.com) [order@ceekwomenshealth.com](mailto:order@ceekwomenshealth.com)  
PHONE 855-559-CEEK FAX 866-680-3002