



FOCUS
BROCHURE
Long Term Care

OUR STORY

Highgate Healthcare is a family owned and operated, leading healthcare equipment provider in South Australia.

We are raising the standard of living of those in care and those caring, through innovative, modern and quality solutions.

Highgate Healthcare was established in 1984, filling a gap in the Australian market for quality healthcare equipment. Still family owned and operated with headquarters in Adelaide, the group has expanded considerably in the past 30 years. The group has continually offered the healthcare industry the latest products and technology to allow healthcare professionals to do their jobs well and improve the lives of patients.

KNOWLEDGE + SERVICE

We supply and service an astounding range of equipment for aged care, hospital, rehabilitation and related healthcare professions.

We source the best healthcare products and equipment from around the world including Germany, France, Scandinavia, North America and the UK. With an extensive range of more than 6,400 durable and quality products, we can find the right products for our clients' needs. Our services include new facility design and complete equipment fit-out packages to suit individual needs. We also provide training, maintenance and installation.





EXECUTION

We get stuff done in an efficient, proactive and timely manner

NIMBLENESS

We are agile, quick to understand, think and act

HUMILITY

Be open to others' opinions, tend to others' needs. Self-reflect, admit mistakes and accept ambiguity

INTEGRITY

We do the right thing at all costs and we do what we say we will do

CONTINUOUS IMPROVEMENT

Embrace the journey of progress by innovating every day

HAPPINESS

We receive a sense of fulfillment from our work — work is meant to be fun

CONTENTS

Our Story.....	2
Our Values.....	3
Contents.....	4

BEDS & MATTRESSES

Aria+.....	7
Empresa Aged Care Bed.....	8
Lifting Pole.....	9
Bed Lever.....	9
Width Extension.....	9
Folding Side Rails.....	9
Oska Fika Series 2.....	10
Oska Alto Series3-V4.....	10

LIFTERS & SLINGS

Oxford Journey Stand Up Lifter.....	12
Oxford Presence Floor Lifter.....	13
Oxford Switch.....	14
Duracare Stand-Up Sling.....	15



Duracare General Purpose Sling	15
Duracare General Purpose Sling (with Head Support)	16
Duracare Hygiene/Toileting Sling	16
Duracare Amputee/Hammock Sling	17

SEATING

Configura Advance (Mobile High Care Chair - Manual).....	19
Configura Advance (Mobile High Care Chair - Electric).....	20
Gladiator MK22 Transit Wheelchair	21
Breezy Relax Tilt/Recline Wheelchair	21
Basix2 Manual Wheelchair With Solid Tyres	22
EquaGel Pressure Cushion (with Washable Cover).....	23

OTHER

Duracare Soft Lip Overway Table	25
Fall Mat (Bevelled, High Vis Floor Cushion).....	25
Procedure Trolley - Duracare Viva	26
Euro Style Walker - 8 Inch Wheels	28
Notes	29



BEDS & MATTRESSES



Aria+

An innovative self-adjusting air mattress



ADD
PUMP FOR
GREATER
PRESSURE
CARE

Prevention	Very High Risk
Treatment	Up to Category 4
Comfort	★★★★★
Type	Replacement

FEATURES

- Heel Relief
- Side Wall Support
- Welded Seams
- Zone Zero
- Add pump to increase to Category 4 treatment

SPECIFICATION

PRODUCT CODE		SIZE
PR-6782	Single	88x200x18cm
PR-6784	King Single	107x200x18cm
PR-6780	Hybrid Pump	-

With the Aria+ Mattress you'll experience...



THE SOUND OF SILENCE



AVOID DISORIENTATION



LOW MAINTENANCE

Cutting Edge Technology

The Aria+ without a pump functions as a comfortable residential mattress with a category 2 pressure care rating. If you're needing a higher level of pressure care - simply add the pump and you have a category 4 alternating support surface.

Save Time

No need to call a supplier, organise a hire, remove the old mattress, and then do it all again in reverse when the patient leaves. Simply add a pump and you have a powered support surface.

Save Money & Storage

Don't pay hire fees! Just upgrade the mattresses as needed and remove the pump when it's no longer required. This also means no more budget leaching mattresses in storage.

Minimise Manual Handling

The Aria+ Pump is feather light. A carer can get this pump from a cupboard, attach it to the mattress and the job's done. No need to change the mattress and transfer the resident. This removes the need for any cleaning that would be required with a mattress change.

Improve Comfort

A combination of foam and air provides the comfort and support of a foam mattress without compromising on the pressure care of an air mattress. This formulation maximises resident comfort and can increase recovery time due to less pain (caused by instability and undulating air cells) and better sleep.

Empresa Aged Care Bed



**BD-4000-SGA.03 - Single
Arc in Lissa Oak**



**BD-4000-S-GA.02 - Single
Skandi in Lissa Oak**

Your choice of nursing bed doesn't need to be a compromise. Introducing the Empresa Aged Care Bed.

The Empresa Long Term Care Bed incorporates all essential clinical features which help nurses give safer care, whilst residents can also have more independence.

With the Empresa's FloorBed® technology, our beds have the capacity to reach floor level which has been proven effective in the management of bed falls and the prevention of associated injuries.

SPECIFICATION

WIDTH	90cm
LENGTH	220cm
MATTRESS PLATFORM HEIGHT	100mm to 800mm
UNISAFE BRAKING SYSTEM	2 sets of brakes, each secure 4 castors
CASTOR DIAMETER	63mm
BACKREST MAX ANGLE	70 degrees
LEGREST MAX ANGLE	36 degrees
SAFE WORKING LOAD	275kg
MAX PATIENT WEIGHT	240kg
BED WEIGHT	120kg
WARRANTY	Frame, 10 years Electric/parts, 3 years



Lifting Pole

BE-7085

An option available for those who require extra assistance to reposition or get in or out of the bed. The addition of the overhead accessory can provide further independence for the user and can help to improve quality of life. It has a wide base for stability and user safety. The lifting pole also attaches to the bed frame for added security and to ensure clear floor space beneath the bed, enabling the easy use of other equipment when needed.



Bed Lever

BE-7842

The bed lever is an assistance tool which helps users get in or out of bed or to help reposition. This however is fitted to the side of the bed, meaning there is no need for the user to reach above their head, like they would if using the lifting pole. The bed lever can also assist with patient transfers.



Width Extension

BE-8246

The accessory allows you to extend the width of the bed, making it suitable for individuals who need or prefer a wider bed, and allows the use of a wider mattress. The adjustment kit adds an extra 1050 mm to the width of a standard bed.

OSKA FIKA Series 2 Foam Mattress

PR-8052

An outstanding specialist foam mattress suitable as an aid in the prevention and treatment of pressure damage up to and including category 2.

With official statistics showing that 85% of pressure ulcers are category 1 or 2, this innovative mattress will help dramatically reduce the need for air mattresses.

The OFFLOADER™ function can be used to suspend the heel for 'zero pressure' making it suitable as an aid in the prevention and treatment of heel ulcers up to and including category 4.

The specialist top foam layer has excellent microclimate management properties as well as providing ultimate patient comfort.



Max User Weight	159kg
Size	105x200x14cm

Oaska Alto - Series 3-V4

PR-3202

The Oaska Alto mattress is a pressure relief system and helps aid the prevention and treatment of pressure damage up to and including category 4. The outer cover of the mattress is made from bi-elastic polyester coating which is a vapor-permeable material and has elastic properties, allowing for interface movement to help lower the risk of shear damage.

The fully digital, "easy to use" pump clearly displays weight and alternating cycle settings. The pump also includes an anti-deflation power cut mode, this ensures that the resident remains comfortable during an unexpected power failure. The extremely quiet pump is appreciated by all.

The upper cell section provides alternating dynamic pressure therapy whilst the lower cell section remains static.



Max User Weight	175kg
Size	900x2030x200mm

LIFTERS & SLINGS



Oxford Journey Stand Up Lifter

LM-5500



Folds for easy storage!

The Journey Stand Lifter is a compact, portable and versatile lifter.

It can be used with both the Standing Sling and Transport Sling, providing the carer with various options including toileting, standing, point transfer and walking/rehab.

The Oxford Journey has three different horn height options, which can support a wide range of resident heights and sizes

- Folds for easy storage and transportation
- Compact and easy to manoeuvre
- Ergonomic design
- Adjustable kneepad and removable foot tray
- Front castors 75mm and rear brake castors 100mm.
- Guaranteed to meet your reach needs

SPECIFICATION

BASE LENGTH	1000mm
BASE WIDTH CLOSED	685mm
BASE WIDTH OPEN	970mm
UNDER BED CLEARANCE	110mm
MINIMUM HEIGHT SPREADER BAR	720mm
MAXIMUM HEIGHT SPREADER BAR	1530mm
LIFTER WEIGHT	40.2kg
MAXIMUM USER WEIGHT	155kg

FEATURES

Cow horn



The Cow horn allows the lifter to be suitable for a variety of patient heights. This makes the lifter incredibly versatile and makes patient care easier.

Oxford Presence Floor Lifter

LM-3499



LIFTER PARTS



Smart Monitor



Foot Pad

LIFTER ACCESSORIES



Product Code: HA-1015

Interchangeable Cradle Bars



Product Code: HA-1035

Weigh Scale

The Oxford® Presence is a heavy-duty mobile patient lift, competent enough to handle almost any patient-handling task. Its incredible lifting range ensures it can cope easily with the most critical of transfers, from the floor to high level surfaces.

SPECIFICATION

SPREADER BAR MAXIMUM HEIGHT	1910mm
SPREADER BAR MINIMUM HEIGHT	430mm
REACH AT MINIMUM HEIGHT	400mm
MAXIMUM REACH	930mm
FRONT TWIN CASTORS	100mm
REAR BRAKED CASTORS	100mm
OVERALL HEIGHT OF LEGS	120mm
SWL	227kg



Oxford Switch

LX-0200

The Oxford® Switch is designed to help a person with reduced mobility, stand from a seated position and enable their transfer from one point to another.

SPECIFICATION

- Safe working load 180kg / 28st / 397lbs
- Versatile and easy to manoeuvre
- Easy to transport and store
- Adjustable knee pad and optional padded covers
- Ergonomic design considerations
- Simplistic on-going maintenance routines
- Optional Belt for additional support

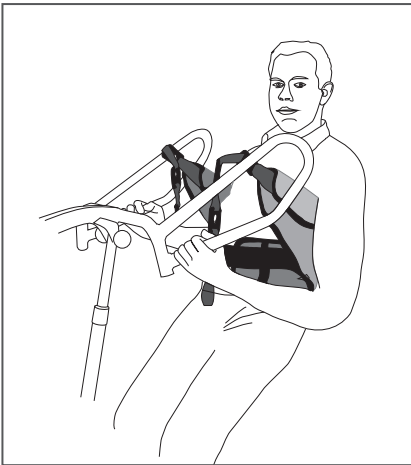


Duracare Amputee/Hammock Sling

LV-244P

- Specially designed for single and double lower limb amputee patients
- Connects to lifter via LOOP straps
- Includes a commode hole and full head support
- Patient is easily rolled on and off the sling for lifting
- Provides great security and support when lifting from floor to bed
- Quality designed woven label greatly reduces fading over time or from the normal washing process
- Sling is made from quality premium material and can be washed up to 95°C
- Quick and easy ID coloured straps stand out making them easier to identify
- To be used with standard yoke or four point yoke

	XXS	XS	S	M	L	XL	XXL	XXXL
FABRIC	LV-2444	LV-2446	LV-2448	LV-2450	LV-2452	LV-2454	LV-2456	LV-2458
MESH	LV-2474	LV-2476	LV-2478	LV-2480	LV-2482	LV-2484	LV-2486	LV-2488
SWL (kg)	200	200	200	200	200	300	300	300

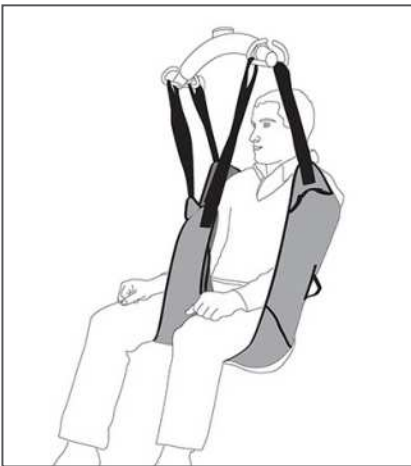


Duracare Stand-Up Sling

LW-253P

- Assist with providing adequate support for those who require only minimal assistance
- Made from soft quilted material with padded underarms to assist with comfort and a non-skid back
- Torso belt adds extra security and prevents the sling from riding up
- Quality designed woven label greatly reduces fading over time or from the normal washing process
- Sling is made from quality premium material and can be washed up to 95°C

	S	M	L	XL	XXL
BUCKLE KEYHOLE	LW-2538	LW-2540	LW-2542	LW-2544	LW-2546
BUCKLE LOOP	LW-2550	LW-2552	LW-2554	LW-2556	LW-2558
VELCRO KEYHOLE	-	LW-2560	LW-2562	LW-2564	LW-2566
VELCRO LOOP	LW-2570	LW-2571	LW-2572	LW-2573	LW-2574
SWL (kg)	200	200	200	300	300



Duracare General Purpose Sling

LS-210P

- General Purpose sling is suitable in most lifting situations
- Leg parts are firmly padded to make it more comfortable for the user
- Easy to fit providing good support for patients with some upper body control
- Quality designed woven label greatly reduces fading over time or from the normal washing process
- Sling is made from quality premium material and can be washed up to 95°C
- Quick and easy ID coloured straps stand out making them easier to identify
- To be used with standard yoke or four point yoke

	XXS	XS	S	M	L	XL	XXL	XXXL
FABRIC	-	LS-2100	LS-2102	LS-2104	LS-2106	LS-2108	LS-2110	LS-2112
MESH	-	LS-2200	LS-2202	LS-2204	LS-2206	LS-2208	LS-2210	LS-2212
SWL (kg)	-	200	200	200	200	300	300	300

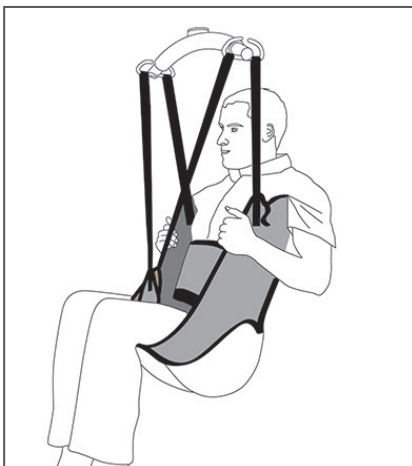


Duracare General Purpose Sling with Head Support

LS-230P

- Excellent upper body and head support, this sling is recommended when lifting from a lying position or general lifting of a less secure patient
- Easy to fit
- Leg parts are firmly padded for comfort
- Available in fabric or mesh material
- Quality designed woven label greatly reduces fading over time or from the normal washing process
- Sling is made from quality premium material and can be washed up to 95°C
- Quick and easy ID coloured straps stand out making them easier to identify
- To be used with standard yoke or four point yoke

	XXS	XS	S	M	L	XL	XXL	XXXL
FABRIC	-	LS-2300	LS-2302	LS-2304	LS-2306	LS-2308	LS-2310	LS-2312
MESH	-	LS-2400	LS-2402	LS-2404	LS-2406	LS-2408	LS-2410	LS-2412
SWL (kg)	-	200	200	200	200	300	300	300



Duracare Hygiene/Toileting Sling

LT-258P

- Hygiene sling is designed for toilet transfers and bathing
- Padded roll is provided across the top edge for patient comfort
- Quality designed woven label greatly reduces fading over time or from the normal washing process
- Sling is made from quality premium material and can be washed up to 95°C
- Quick and easy ID coloured straps stand out making them easier to identify
- To be used with standard yoke or four point yoke

	S	M	L	XL
FABRIC - BUCKLE WAIST BAND	LT-2580	LT-2582	LT-2584	LT-2586
FABRIC - VELCRO WAIST BAND	LT-2605	LT-2607	LT-2609	LT-2611
SWL (kg)	200	200	200	300

SEATING



Configura Advance

Mobile High Care Chair - Manual

CH-5435





Postural Backrest
Accessory Option



Toolless
Adjustment



Cushion Kit
Accessory Option

Tilt-in-Space



SPECIFICATION

SEAT WIDTH OPTIONS	350-550mm (14-22 in)
SEAT DEPTH OPTIONS	400-550mm (16-22 in)
SEAT HEIGHT	609mm (24 in)
FOOTPLATE HEIGHT OPTIONS	330-530mm (13-21 in)
WEIGHT CAPACITY	160 kg

Size

- The Configura Advance can be adjusted with the client's changing needs. Toolless adjustments make fitting the chair quick and simple. Easily fit a chair to suit paediatrics to adults.
- The optional drop-down armrests facilitate far easier patient transfers and reduce the manual handling burden on nursing staff.

Pressure

- The Configura Advance is a pressure care chair with tilt in space functionality. This allows the care staff to adjust the patient in a manual handling friendly way.
- The large castors and pressure care features allow the patient to spend more time in the chair and to be transferred. This enables them to get some family time or time outside, contributing to a better patient experience.
- An alternating powered air cushion can be incorporated into the seat base, greatly enhancing the pressure care capabilities of the chair. The powered nature of the cushion means there is no need to check if the cushion is deflated. This saves nurse time as it eliminates an irritating task.

Posture

- Using the Configura Advance with the correct accessories, care staff can correct poor posture immediately upon admission - leading to fewer bed days and better patient outcomes.

Configura Advance

Mobile High Care Chair - Electric

CH-5440



The Electric Configura Advance Chair is a great high care chair option for long term care facilities. It's toolless adjustments make it quick and easy to customise for each individual.

Manual handling

The Electric Configura Advance Chair has many benefits for the staff when it comes to manual handling. Because of the electric mechanisms for tilt-in-space, leg rest elevation and backrest recline, it takes the pressure off staff making these adjustments for the patient. This leads to less chance of injury and the cost benefits that come with avoiding workplace injury.

Patient independence

The electric option is also a great benefit to residents, as they then can have the option to adjust the chair for themselves. This can offer a higher level of independence and higher quality of life.

SPECIFICATION

SEAT WIDTH OPTIONS	350-550mm (14-22 in)
SEAT DEPTH OPTIONS	400-550mm (16-22 in)
SEAT HEIGHT	609mm (24 in)
FOOTPLATE HEIGHT OPTIONS	330-530mm (13-21 in)
WEIGHT CAPACITY	160 kg



Gladiator MK22 Transit Wheelchair

WB-129P

- Swingaway removable legrests and removable armrests
- Breathable padded nylon upholstery
- Rear backrest upholstery storage pocket
- Heel loops
- Solid tyres
- Folding steel frame
- Available in burgundy and titanium paint finishes

SPECIFICATION

SEAT WIDTH	460mm
SEAT DEPTH	400mm
SEAT HEIGHT	490mm
BACK HEIGHT	430mm
ARM HEIGHT	245mm
PUSH HANDLE	900mm
OVERALL WIDTH	650mm
MAX USER WEIGHT	120kg



Breezy Relax Tilt/Recline Wheelchair

WK-2140

- Gas assisted, tilt-in-space and recline functions provide optimum postural positioning
- Removable adjustable height arms feature padded side panels and adjustable armpad length
- Removable swingaway elevating legrests and calf pads
- Height adjustable padded contoured backrest
- Depth adjustable padded seat with inbuiltommel

SPECIFICATION

SEAT WIDTH	460mm
SEAT DEPTH	420-500mm
SEAT HEIGHT	425-500mm
SEAT ANGLE	0 to 25 degrees /-3 to -22 degrees
BACKREST HEIGHT	550-600mm
MAX USER WEIGHT	145kg



Basix2 Manual Wheelchair With Solid Tyres

WG-1306

- Swingaway removable legrests and swingback removable armrests
- Wider rounded front armrests for greater comfort and safety
- Push handles, seat depth, seat height and footplate angle are adjustable
- Anti tip bars help prevent tipping
- Breathable padded nylon upholstery
- Tension adjustable backrest
- More robust, rigid castor fork adjustment - 0.3 & 6 degrees with added stability
- Heel straps
- Lightweight aluminium folding frame
- Silver white powder coat finish
- Crash Test Approved Yes
- TGA# 145834
- Warranty Limited Lifetime

SPECIFICATION

SEAT WIDTH	38-52cm
SEAT DEPTH	43cm (41-46 adjustable)
SEAT HEIGHT	42.5-51cm
BACKREST ANGLE	0 to 6 Degrees
MATERIAL	Aluminium
GROSS WEIGHT	14.9kg
MAX USER WEIGHT	125kg

EquaGel Pressure Cushion w/ Washable Cover



- EquaGel™ is a dry-polymer gel, almost rubbery. It is not a liquid. This gel has unbelievable tensile and compression strength.
- One of its most amazing features is referred to as column buckling. Simply put, each wall of gel is capable of supporting only a marginal load. When that threshold is exceeded, the wall buckles under and passes the weight to the surrounding walls for support.
- This “buckling and weight-passing” happens instantly and repeatedly until the maximum surface area of pressing weight is evenly supported by sufficient walls to hold the weight up, regardless of its shape.
- The area’s most likely to develop pressure sores are allowed to float nearly pressure-free within the pad while the client’s weight is distributed evenly across the cushion.

SPECIFICATION

SIZE	CODE
400 x 460 mm	PD-2104
460 x 400 mm	PD-2106
460 x 460 mm	PD-2108

OTHER





Duracare Soft Lip Overway Table

BJ-1515

- Lightweight mobile table
- Suitable to use over the bed or chair
- Ideal to use while eating and for other household activities
- Adjustable height
- Spring loaded mechanism is quick and easy to operate, making it ideal for multiple clients, and multiple activity use
- Soft raised lip edge helps prevent items from slipping off table top
- Wide base for greater stability
- U shape base enables the table to be positioned closer to the chair and the user
- Fitted with four swivel castors, two of which are locking
- Disassembles for storage and transportation
- Powder coated steel frame

SPECIFICATION

TABLE WIDTH	810mm
TABLE DEPTH	450mm
TABLE HEIGHT	720-1080mm
BASE WIDTH (INNER)	725mm



Fall Mat - Bevelled, High Vis Floor Cushion

FC-0100

- To be used with patients at high risk for falls
- Helps reduce impact forces by up to 85%
- EVA foam
- Wipe clean vinyl cover
- Non-skid bottom
- Tri-fold design with carry handle
- 25mm thick foam creates low profile edge
- Added hard plastic on the bevelled edge to help floor cushion lay flat and minimise curling
- Bevelled edge has glow strip for high visibility
- Meets CA#117 Section E Flame Retardancy Standards

Duracare Viva Procedure Trolley



VU 6497



VU 6499



VU 6501



VU 6503

The Duracare Viva Procedure Cart is a complete solution package suited for a wide range of functions in the healthcare environment.

Some applications of the Duracare Viva Procedure Carts include:

Medical/Surgical wards, Cast rooms, Dressing equipment storage, IV therapy, Critical Care, Oncology treatment, Trauma & Laboratory.

FEATURES

- ABS top with slide-out work surface
- Dividers in two drawers
- Central key lock control
- Push handle
- 4 x 125mm swivel castors; two locking, one directional.
- Standard Accessories
- Adjustable IV pole
- Waste container set & lid
- Multi-storage basket
- Sharps container set
- Cart is also available without the above standard accessories

CODE	VU 6497	VU 6499	VU 6501	VU 6503
76mm DRAWER	2	1	2	1
155mm DRAWER	1	2	2	3
234mm DRAWER	1	1	1	1
TOTAL DRAWERS	4	4	5	5
WIDTH	690mm	690mm	690mm	690mm
DEPTH	520mm	520mm	520mm	520mm
HEIGHT*	850mm	930mm	1010mm	1085mm

Simplify your medication rounds

By fully customising your Duracare trolley to be specific for your individual needs.



Scan to see the available accessories



Different drawer combinations

Aluminium or steel options



Manual or digital lock options




Scan to see the available accessories




Fully colour customisable

VIVA TROLLEY COLOUR OPTIONS


STANDARD CART COLOUR




White



Red




Yellow




Blue


CUSTOM COLOURS ALSO AVAILABLE




Cream




Blush Pink




Light Blue



Bright Orange



Lavender



Fresh Green



Euro Style Walker - 8 Inch Wheels

MG-3700

.....

The Euro Wheeled Walker is extremely lightweight, weighing less than 7 kilograms.

- The stylish design includes a wide seat, detachable bag and a built-in walking stick holder.
- The wheeled walker is easy to collapse with a simple one handed mechanism, and will stand upright when in the folded position.

SPECIFICATION

WEIGHT	6.8kg
SAFE WORKING LOAD	136kg
OVERALL HEIGHT	815mm - 945mm
OVERALL LENGTH	780mm
OVERALL WIDTH	615mm
SEAT DEPTH	250mm
SEAT WIDTH	450mm
SEAT HEIGHT	540mm
FOLDED WIDTH	270mm

HOW TO BOOK A VISIT

Call **1300 350 350** to organise
a time to meet with one of our friendly
Customer Service Staff.

2 Selgar Avenue, Clovelly Park SA 5042

T 1300 350 350 | F 1300 350 360



www.highgatehealthcare.com.au