

10A Plate Switches - 1 Gang 2 Way - X-Rated



DSL101



DSL201



DSL301









DSL401



DSL601

- Compliant with BS EN 60669-1
- X-Rated for fluorescent or inductive loads
- ASTA approved
- **Dimensions:**
1 Gang: 86 x 86mm

Code	Description
DSL101	Satin Chrome, White Insert 
DSL201	Satin Chrome, Black Insert 
DSL301	Polished Chrome, White Insert 
DSL401	Black Nickel, Black Insert 
DSL601	Antique Brass, Black Insert 
DSL801	Satin Brass, Black Insert 
DSL11-01	Matt Black, Black Insert 
DSL12-01	Dark Bronze, Black Insert 



DSL801



DSL11-01



DSL12-01

10A Plate Switches - 2 Gang 2 Way - X-Rated



DSL102



DSL202



DSL302



DSL402



DSL602

- Compliant with BS EN 60669-1
- X-Rated for fluorescent or inductive loads
- ASTA approved
- **Dimensions:**
1 Gang: 86 x 86mm

Code	Description
DSL102	Satin Chrome, White Insert 
DSL202	Satin Chrome, Black Insert 
DSL302	Polished Chrome, White Insert 
DSL402	Black Nickel, Black Insert 
DSL602	Antique Brass, Black Insert 
DSL802	Satin Brass, Black Insert 
DSL11-02	Matt Black, Black Insert 
DSL12-02	Dark Bronze, Black Insert 



DSL802



DSL11-02



DSL12-02