

INSTALLATION & MAINTENANCE MANUAL
LEDM06 series



230V
50Hz

IP
65



 **RoHS**
COMPLIANT

CE



02

GENERAL INSTRUCTIONS

These instructions should be read carefully and retained after installation by the end user for future reference and maintenance.

These instructions should be used to aid installation of the following products:

LEDM06B / LEDM06W

SAFETY

- Installation of this luminaire should only be carried out by a qualified electrician or competent person to the latest Building and current IEE Wiring Regulations (BS7671)
- Please isolate mains prior to installation/maintenance
- Check the total load on the circuit (including when this luminaire is fitted) does not exceed the rating of the circuit cable, fuse or circuit breaker
- Please note the IP (Ingress of Protection) rating of this luminaire when deciding the location for installation
- This product is Class II double insulated
- This product is IP65 rated
- This product is non-dimmable

INSTALLATION

- Cut a suitable hole in the mounting surface as per the cut-out details (Fig 1) ensuring that it does not infringe with electrical cables or water/gas pipes

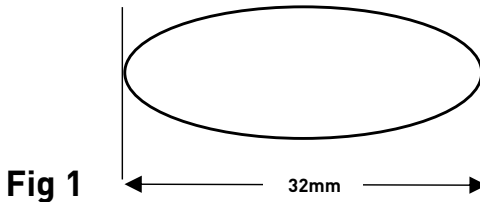
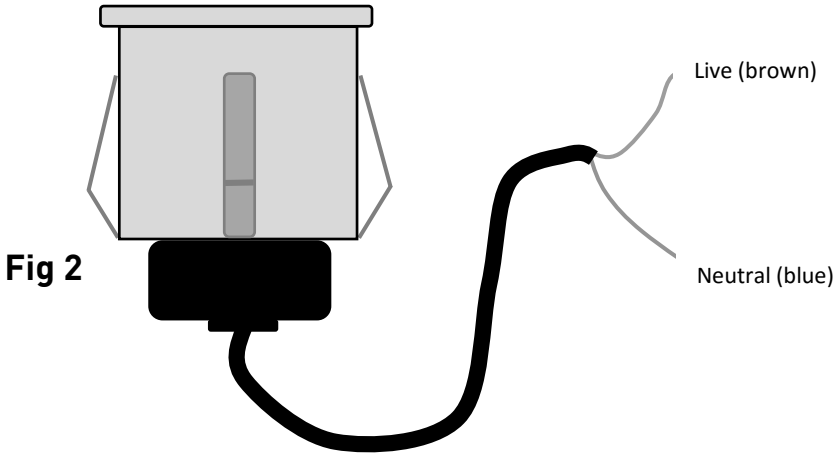


Fig 1

- Provide power to the required point of installation. Suitable IP rated junction boxes should be used where required
- Ensure the power source is via an RCD or an RCBO
- Connect the mains supply, Live (brown) and Neutral (blue) (see Fig 2)



- The power source connections should be local and accessible via a suitable IP rated enclosure
- Avoid installing in areas where water will sit on top of the fitting for long periods of time (see Fig 3)

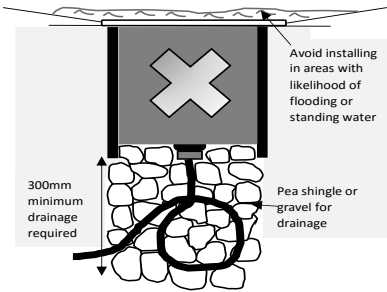


Fig 3

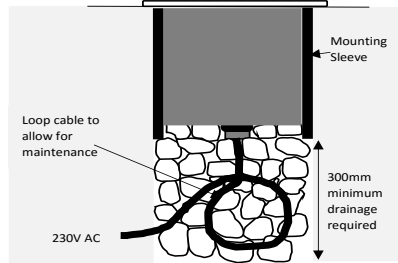


Fig 4

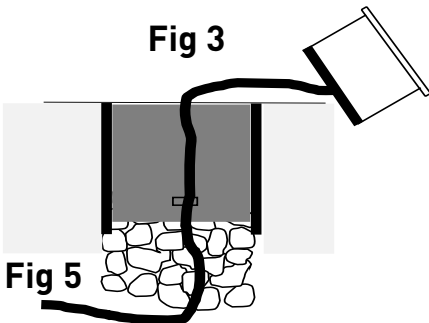


Fig 5

- Ensure a minimum of 300mm drainage is put in below the luminaire (see Fig 4).
Note: the drainage below the luminaire should be able to drain the water away within **30 minutes**
- Ensure there is enough cable below the fitting in order to carry out maintenance work. The final circuit connection should also be accessible (see Fig 3, Fig 4 and Fig 5)
- Switch on the power and test for correct operation

WARNING

This product must be disconnected from the circuit if it subjected to any high voltage or insulation resistance testing. Irreparable damage will occur if this instruction is not followed.

This product is unsuitable for installation in or near coastal and marine environments.

Care should be taken when installing into high 'clay' content soils which naturally retain water and have poor drainage. We recommend IP67 or IP68 products to be installed where these environmental conditions occur as IP65 luminaires will likely be compromised.

When installing in the ground, ensure the soil/ground is firm enough and suitable to support the fitting. Do not install in very wet areas that are liable to flooding

Do not use any source of high pressure washers to maintain or clean this product.

This product should be installed vertically with the light facing upwards.

Note: If this product is being used in conjunction with external PIR or sensors, please confirm with the manufacturer of the sensors that they are compatible with LED products

GENERAL

The LED lamps fitted in this product are non-replaceable. The product should be recycled in the correct manner when it reaches the end of its life. Check local authorities for where facilities exist.

Clean with a soft dry cloth only, do not use aggressive cleaning products or solvents which may damage the product. A light film of acid-free oil is recommended after installation and maintained periodically (2-3 times a year) to aid corrosion prevention.

WARRANTY

This product has a warranty of 3 years from date of purchase. Failure to install this product in accordance with the current edition of the IEE Wiring Regulations, improper use, or removal of the batch codes will invalidate the warranty. If this product should fail within its warranty period it should be returned to the place of purchase for a free of charge replacement. ML Accessories does not accept responsibility for any installation costs associated with the replacement product. Your statutory rights are not affected. ML Accessories reserve the right to alter product specification without prior notice.



ML Accessories Limited
LU5 5TA
www.mlaccessories.co.uk

SBJUN18_V4