



PINNACLE — ANALYTICS —

Potency Results

Sample Name: *Strawberry Jamz*

Client:

Client Batch ID:

Pinnacle-Analytics.com
3549 Lear Way, Suite 101
Medford OR 97504
P:(541)300-8217

Sample ID: rC-C-305-C2130

Date Sampled: 1/6/2023

Matrix: Flower

Date Reported: 1/9/2023

Prep Analyst: Megan E.

Client License: N/A

Analysis Method: 0630322+1 H4 4-21-2022 #1.lcm

For R&D Purposes Only

Sampling Method: N/A

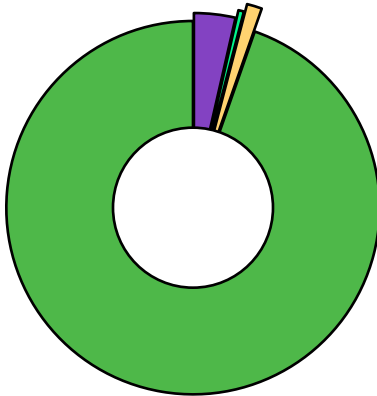
Reference Method: JCB 2009: HPLC/DAD





Analysis Batch: 1-6-2023 H4 137, 247, 300, 305 Flower

Total THC (THCA*0.877+d9-THC)	21.3%
Total CBD (CBDA*0.877+CBD)	<LOQ%
Moisture Content	9.55%

Cannabinoid	% Weight	mg/g
CBDVA	<LOQ	<LOQ
CBDV	<LOQ	<LOQ
CBDA*	<LOQ	<LOQ
CBGA	0.912	9.12
CBG	0.122	1.22
CBD*	<LOQ	<LOQ
THCV	<LOQ	<LOQ
CBN	<LOQ	<LOQ
d9-THC*	0.233	2.33
d8-THC	<LOQ	<LOQ
CBC	<LOQ	<LOQ
THCA*	24.1	241.0
Total Cannabinoids	25.3	253.0

*ORELAP Accredited Analyte
Limit Of Quantitation: 0.1%, analyte not measured



 CBGA	 THCA*
 CBG	
 d9-THC*	



These test results may not be altered or reproduced except in full without the permission of Pinnacle Analytics. These results were generated following the Oregon Administrative Rules and in accordance with the NELAP Institute under ORELAP License #4152
Report generated by Routine_Potency_Rev10_7-17-2022

Kris Ford, PhD
Lab Director