


Wing It PDF Photos



Perimeter layout Wing-It stock shape for my V tailed "Victor" design.






Progress



Bottom sheeting & servo hatch.




Joining the panels.



Shear webs and carbon tube spar.



Top sheeting and rib caps, getting close!





Marks Wing-It. You the ribs are all there plus a few new. She flew well!



Barney and Daryl. Daryl's Wing-it had a variable sweep wing, very cool! I am the knuckle head in the middle.



Dave Stanley's bird



Don Hines Bird



Scott Taylors Bird



Tom Bukowski's Bird



Cool droop wing



Greg Brausa's Val, nice effort, flew really well with 4 stroke Magnum 52.




Darryl's Variable sweep Wing-It.



Glenn's twin. I helped with the design & test flight. Sweet flying bird..




Barney's Light Wing-it, very nice flyer.



George's "Stik" Wing-it in the bones.



Ted's Canard. I designed her and did the test flight. Ted did a really nice build. Full flying canard, tip rudders. Should I kit her? 😊



Jim's "T" tail machine. Super good flyer usually in the top 3 score wise. Jim is a long time modeler and always does a fine job building.





My Victor Wing-it at the Toledo show. We will be holding future Wing-It events and will add a virtual element as well. Stay Tuned! Good flights! John Hoover

