

hello LITERACY® Quick Phonics Placement

ASSESSMENT

Directions & Scoring

- This Quick Placement Assessment is 100% aligned to the 60 books in the Hello Decodable Library with phonics introduced sequentially on the Scope & Sequence (page 7)
- It is meant to be a quick assessment to know immediately and without a lot of fuss and calculating about where to initially place students when grouping students into phonics skills groups (vs. a running record which will give you a student's reading level, this is not that.) This tells you the highest level of phonics knowledge a student knows (and can decode) and places them in the group where they score 80% or higher, meaning they can decode 80% or more of the words in the sentence. If the decoding is very labored and sound by sound, that should factor in because that is not fluent decoding, stop them if they continue decoding in this way and place them in the group where they weren't reading like that.
- It should be administered individually, one on one. And an optional Teacher Scoring Sheet is included if you choose to use it per child. It will take you between 30-45 minutes to administer this to your whole class.
- You will read the script in the gray box and discontinue the assessment once a child cannot read a sentence or two and score 80% or higher. For example, if a student reads 100% on Sentence #2 but only 9 in Sentence #3...place them in Group #3. Your groups will be formed once all your students have been placed in a group based on their score. When in doubt, place students in the lower group if you are unsure.

*This assessment may also be used as an Encoding Assessment for any student who can read all 12 sentences at 80% or better, with little effort or struggle to decode because that only means they can read, it doesn't mean they can spell these 107 phonics patterns.

hello LITERACY Name: _____

PHONICS ASSESSMENT

Teacher Scoring Sheet

One student at a time, you'll ask students to read the sentences on the Placement Assessment sheet. You can use this optional recording sheet or not. Students must get a minimum number (80%) of words correct in each sentence to pass. Start at the top and discontinue after they fall below the number on the right. The last sentence at or above the number on the right is the phonics skill group in which you will place them. The phonics skill group is the first column on the left and corresponds to the Scope & Skill Sequence sheet.

Skill Group	(Each sentence includes skills represented in this phonics skills group)	sent. read of total	# of words read correctly
Pink 1	1 A pig was mad at the big cat.	6/8	8/8
Pink 2	2 It is fun to run and hop with the fit cubs and dogs.	11/13	13/13
Pink 3	3 <i>He said, "Don't mix salad, lemon and squid for the birds and yaks!"</i>	11/13	8/13
Pink 4	4 The bandit got fantastic tigers and camels from Wisconsin.	7/9	
Orange 1	5 Jill and Britt sat on the grass next to the twigs and frogs.	11/13	
Orange 2	6 Mike and Pete think the white shark is strong but harmless.	9/11	
Orange 3	7 I watched the large itchy elephant dance over the city bridge.	9/11	
Orange 4	8 Mrs. Knox carried the silliest puppies while running in the village.	9/11	
Yellow 1	9 We ate green beans and light oats while playing in the haystacks.	10/12	
Yellow 2	10 Eat enough blue fruit before it spoils, then we'll all walk to Austin.	11/13	
Yellow 3	11 Eight cold casual thieves sat in the windy jungle for not obeying.	10/12	
Yellow 4	12 Lewis needs relaxation to decrease his serious tension headaches.	7/9	

©2021, Hello Literacy

hello LITERACY Teacher Name: _____

STUDENT PLACEMENT

Phonics Skill Groups

Add student names below to form your groups.

Pink 1	Pink 2	Pink 3	Pink 4
Adam Sarah Parker Jude Gavin Bryce	Grayson Graham Kenia Shayla Evelyn Luke	Aadhya Shavani Alex Bennett	Harsha Layla Cedric Treyton
Orange 1	Orange 2	Orange 3	Orange 4
Emily Misha Jude			
Yellow 1	Yellow 2	Yellow 3	Yellow 4

©2021, Hello Literacy

PHONICS GROUPS

Quick Placement Assessment

Teacher : "Today, I'm going to ask you to read some sentences. It's not a test, it's just a way to better help me teach reading, and to know the best reading group to put you in so you can be a successful reader. Just do your best, and when it gets too hard, we'll stop."

1. A pig was mad at the big cat.
2. It is fun to run and hop with the fit cubs and dogs.
3. The vet said, "Don't mix the figs and nuts for the birds and yaks!"
4. The bandit got fantastic tigers and camels from Wisconsin.
5. Jill and Quinn sat on the grass next to the twigs and frogs.
6. Mike and Pete think the white shark is strong but harmless.
7. I watched the large itchy elephant dance over the city bridge.
8. Mrs. Knox carried the silliest puppies while running in the village.
9. We ate green beans and light oats while playing in the haystacks.
10. Eat enough blue fruit before it spoils, then we'll all walk to Austin.
11. Eight cold casual thieves sat in the windy jungle for not obeying.
12. Lewis needs relaxation to decrease his serious tension headaches.

PHONICS ASSESSMENT

Teacher Scoring Sheet

One student at a time, you'll ask students to read the sentences on the Quick Placement Assessment. You can use this optional recording sheet or not. Students must get a minimum number (80%) of words correct in each sentence to "pass" for skill group placement. Start at the top and discontinue after they fall below the pass number. The last sentence at or above the pass number on the right is the phonics skill group in which you will place them. The phonic skill group is the first column on the left and corresponds to the Scope & Skill Sequence sheet.

Skill Group		(Each sentence includes skills represented in this phonics skills group.)	must read at least	# of words read correctly.
Pink 1	1	A pig was mad at the big cat.	6/8	
Pink 2	2	It is fun to run and hop with the fit cubs and dogs.	11/13	
Pink 3	3	The vet said, "Don't mix the figs and nuts for the birds and yaks!"	11/14	
Pink 4	4	The bandit got fantastic tigers and camels from Wisconsin.	7/9	
Orange 1	5	Jill and Quinn sat on the grass next to the twigs and frogs.	11/13	
Orange 2	6	Mike and Pete think the white shark is strong but harmless.	9/11	
Orange 3	7	I watched the large itchy elephant dance over the city bridge.	9/11	
Orange 4	8	Mrs. Knox carried the silliest puppies while running in the village.	9/11	
Yellow 1	9	We ate green beans and light oats while playing in the haystacks.	10/12	
Yellow 2	10	Eat enough blue fruit before it spoils, then we'll all walk to Austin.	11/13	
Yellow 3	11	Eight cold casual thieves sat in the windy jungle for not obeying.	10/12	
Yellow 4	12	Lewis needs relaxation to decrease his serious tension headaches.	7/9	

STUDENT PLACEMENT

Phonics Skill Groups

Add student names below to form your groups.

Pink 1 begin with Book 1	Pink 2 begin with Book 6	Pink 3 begin with Book 11	Pink 4 begin with book 16
Sarah Shane Tyrone Jose	Addison Barkley David Pierre		Esli Manny
Orange 1 begin with Book 21	Orange 2 begin with Book 26	Orange 3 begin with Book 31	Orange 4 begin with Book 36
George Shaquanda Naomi Abbey			
Yellow 1 begin with Book 41	Yellow 2 begin with Book 46	Yellow 3 begin with Book 51	Yellow 4 begin with Book 56
	Helen Michael Travis Reggie		

STUDENT PLACEMENT

Phonics Skill Groups

Add student names below to form your groups.

<p>Pink 1 begin with Book 1</p>	<p>Pink 2 begin with Book 6</p>	<p>Pink 3 begin with Book 11</p>	<p>Pink 4 begin with book 16</p>
<p>Orange 1 begin with Book 21</p>	<p>Orange 2 begin with Book 26</p>	<p>Orange 3 begin with Book 31</p>	<p>Orange 4 begin with Book 36</p>
<p>Yellow 1 begin with Book 41</p>	<p>Yellow 2 begin with Book 46</p>	<p>Yellow 3 begin with Book 51</p>	<p>Yellow 4 begin with Book 56</p>

STUDENT PLACEMENT

Phonics Skill Groups

Add student names below to form your groups.

Pink 1	Pink 2	Pink 3	Pink 4
Orange 1	Orange 2	Orange 3	Orange 4
Yellow 1	Yellow 2	Yellow 3	Yellow 4

STUDENT PLACEMENT

Phonics Skill Groups

Add student names below to form your groups.

<p>Pink 1 begin with Book 1</p>	<p>Pink 2 begin with Book 6</p>	<p>Pink 3 begin with Book 11</p>	<p>Pink 4 begin with book 16</p>
<p>Orange 1 begin with Book 21</p>	<p>Orange 2 begin with Book 26</p>	<p>Orange 3 begin with Book 31</p>	<p>Orange 4 begin with Book 36</p>
<p>Yellow 1 begin with Book 41</p>	<p>Yellow 2 begin with Book 46</p>	<p>Yellow 3 begin with Book 51</p>	<p>Yellow 4 begin with Book 56</p>

My students are grouped by


Phonics Skill, Now What?

1. Recognize that grouping students by phonics skill is not the same as grouping students by reading level (grouping students by reading level is called Guided Reading). This is different because the focus of small group instruction will be phonics & phonemic awareness, and it should include reading, in case you were wondering! Read #2.
2. Purchase my PDF decodables that are 100% aligned to this assessment. If you don't want to buy the bundle, you can purchase the pink, orange and yellow sets of 20 each separately, in my TpT store, Hello Literacy or go directly to bit.ly/helloSoRresources. Or, you can purchase the books already printed on my website www.hellodecodables.com
3. You will print the books you need for the groups you have. Make enough copies for each child to have their own book in their own hand. Make one copy of the TAKE AWAY page to send home, put into a literacy center or the student's individual book bin.

If you have students that place out of the assessment, and their fluency is on grade level, that means either, they are ready to read any text and start them in Level I or J leveled text and resume Guided Reading. Or it means, they can decode but they cannot spell. If you suspect your student cannot spell the words on the assessment, give them the assessment as a Dictation Test.

If you have students who do not pass Sentence I, place them into Pink I Group, as they will begin with learning short a and i vowels and consonants c p d t m s f n for 5 lessons or 15 days.

hello decodables



Purchase print books today!

1 x Books 1-20



SKU P1201 Hello Decodables Fiction Pink Books - Individual Set

1 x Books 21-40





SKU Q21401 Hello Decodables Fiction Orange Books - Individual Set

1 x Books 41-60

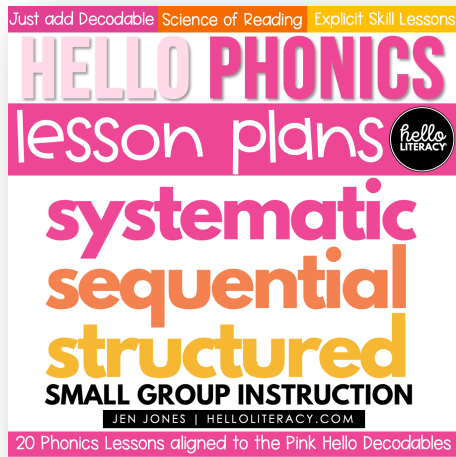


SKU Y41601 Hello Decodables Fiction Yellow Books - Individual Set



hello phonics™

60 pdf lessons + word lists + sound decks + assessments
for differentiated phonics skill groups at Tier 1



100% ALIGNED TO MY HELLO DECODABLES

(sold separately)

Purchase Hello Phonics in my TpT store: Hello Literacy,
or from my website, hellophonics.com



hello!



SCOPE & SEQUENCE

Pink 1:	short vowels a & i, consonants c (<u>c</u> at) s (<u>s</u> ad) m f p t n d
Pink 2:	short vowels o & u, consonants k (<u>k</u> id) g (<u>g</u> ot) b h v r l s/z/ (hi <u>s</u>), inflectional ending -s
Pink 3:	short vowel e, consonants j z w x y (yes) z, schwa (<u>w</u> as), er (her) ir (bird) ur (curl), long vowel cv (me, hi, go)
Pink 4:	multi-syllabic CVC syllables (sunset, fantastic), and open & closed syllables (donut, music), schwa (anim <u>a</u> l, nick <u>e</u> l, penc <u>i</u> l, lemo <u>n</u> , butto <u>n</u>)
Orange 1:	s l & r consonant blends, double final consonants ff ll ss zz, ä sound, qu
Orange 2:	Silent e: a_e (bake) e_e (eve) i_e (bite) o_e (rope) u_e (cute), consonant digraphs: sh ck, th (the & think) ch wh ng nk, ä sound
Orange 3:	Digraphs & Trigraphs: ph, tch, dge; y as a vowel (baby, cry), soft c (cell, city, cyclone) & soft g (gem, giant, gym) & three sounds of -ed (/id/d/t/), three sounds of y
Orange 4:	Digraphs: wr, mb, rh, gn, kn; Suffixes: -es, -ies, -ing, ier, iest with and without spelling changes
Yellow 1:	Long Vowels: a (a, ai, ay), e (ee, ea like meat & head), i (igh), o (oa, ow, oe) and short i (y like myth)
Yellow 2:	Short oo (book, push) Long u (ew, ue, ui, u_e, oo); Diphthongs: ou (ou, ow) (oi: oi, oy) aw: aw, au and a(lk) a(lt) a(l) and gh (g) & gh (f)
Yellow 3:	Long i and o: i(ld) i(nd) o(ld); long a, i and o: (ae, ie, oe); long e: (ey, ie, ei); /zh/ (s in treas <u>u</u> re or cas <u>a</u> l); long a: (eigh, ei, ey, ea); Consonant +le syllable
Yellow4:	Suffixes -ous, -tion, -sion, -ation, -tial, -cial; Multi-Syllabic Words & Common Affixes & Suffixes with Spelling Changes

SCOPE & SKILL SEQUENCE

Hello Literacy Fiction Decodables

<p>Pink 1</p> <p>Short Vowels: a & i Consonants: c m s f p t n d</p>	<p>Pink 2</p> <p>Short Vowels: o & u Consonants: k b g h v r l s (z) Plural -s</p>	<p>Pink 3</p> <p>Short Vowel e & Consonants: j z w x y z & cv words (e, i o) R-Controlled: er ir ur</p>	<p>Pink 4</p> <p>Multi-CVC Syllables Open & Closed Multisyllables Schwa</p>
<p>Book 1 - Pat Book 2 - Sam Is Mad Book 3 - Nan And Sid Book 4 - Cam And Dad Book 5 - The Man</p>	<p>Book 6 - The Bad Dog Book 7 - Cam The Cub Book 8 - The Big Bug Book 9 - The Dad Lab Book 10 - The Fun Run</p>	<p>Book 11 - A Pet Is Book 12 - The Bus Book 13 - Dan And Rex Book 14 - Get To The Vet Book 15 - Meg And The Ten Hens</p>	<p>Book 16 - The Kids And Their Bots Book 17 - The Pod Book 18 - Max Book 19 - The Bandit Book 20 - Dot And The Velvet Dog</p>
<p>Orange 1</p> <p>s, l & r Consonant Blends, qu + double final consonant blends: ff ll ss (zz nn) + broad sound of ä</p>	<p>Orange 2</p> <p>Silent e: a_e i_e o_e u_e e_e Consonant Digraphs: sh, ck, (voiced and unvoiced) th, ch, wh, ng & nk R-Controlled: ar & or</p>	<p>Orange 3</p> <p>Consonant Digraphs: tch, dge ph + three sounds of y Inflectional Ending: -ed Soft c (s: ce, ci, cy) Soft g (j: ge, gi, gy)</p>	<p>Orange 4</p> <p>Consonant Digraphs(w/silent letters): wr, gn, mb & kn, rh Suffixes: -ed, -ing, -ier, -est (with spelling changes) Plural -es, -ies</p>
<p>Book 21 - Winter Book 22 - Jill Is Ill Book 23 - Brad The Dragon Book 24 - The Spell Book 25 - Sister Squad</p>	<p>Book 26 - The Cake Book 27 - The Shell Shack Book 28 - Thunderstorm Book 29 - The Porch Book 30 - The King</p>	<p>Book 31 - Dolphin Family Book 32 - The Prince Book 33 - Magical Pages Book 34 - Ed's Garden Book 35 - The Lodge</p>	<p>Book 36 - Knox The Gnome Book 37 - The Hiking Trip Book 38 - Huck's Ranch Book 39 - Piper's Puppies Book 40 - Best Friends</p>
<p>Yellow 1</p> <p>Long Vowel Teams: a (ai ay) e: (ee, ea like meat & head) i: (igh) o: (oa ow oe) and short i (y like myth)</p>	<p>Yellow 2</p> <p>Short oo (book, push, could) Long oo (oo ou ew ue ui u_e) + Diphthongs (ou:ou ow) (oi:oi oy) aw: aw, au & (a(lk) a(lf) a(l)) & gh-, -gh</p>	<p>Yellow 3</p> <p>Long i and o: i(ld) i(nd) o(ld) Long a, i and o: (ae ie oe) + Long e: (ey ie) zh (s, sure) Consonant +le Syllable Long a: (eigh, ei, ey)</p>	<p>Yellow 4</p> <p>Long u: (u_e, ew), -ous, -fion, -sion, -ation, -ifal, -cial Multi-Syllabic Words & Common Affixes & Suffixes with spelling changes</p>
<p>Book 41 - Sail Away Book 42 - Symphony of Lights Book 43 - Thanksgiving Feast Book 44 - Snow Bowl Book 45 - The Clue Crew</p>	<p>Book 46 - The Book Pusher Book 47 - Howl Mountain Book 48 - Chef Joy Book 49 - August Walks Book 50 - Eight Ghouls</p>	<p>Book 51 - Kindness Book 52 - Joe the Spy Book 53 - Honey Valley Book 54 - Magical Day Book 55 - The Sleigh</p>	<p>Book 56 - Courageous Captain Book 57 - The First Day Book 58 - Ice Cream Social Book 59 - The Unusual Cave Book 60 - Happiness</p>

build decoding skills &
background knowledge
using

hello decodables



NOW AVAILABLE IN NONFICTION!

LEARNING THROUGH INFORMATION

same phonics skill scope & sequence as the fiction hello decodables



www.helloliteracy.com/decodables

SCOPE & SKILL SEQUENCE

(same skill sequence as fiction) for Nonfiction Hello Decodables

<p>Mint 1</p> <p>Short Vowels: a & i Consonants: c m s f p t n d</p> <p>Book 1 - Cat Book 2 - Naps Book 3 - Sap Book 4 - Maps Book 5 - Sad</p>	<p>Mint 2</p> <p>Short Vowels: o & u Consonants: k b g h v r l s(z) Plural -s</p> <p>Book 6 - Dog Book 7 - Bugs Book 8 - Pigs Book 9 - Bogs Book 10 - Logs</p>	<p>Mint 3</p> <p>Short Vowel e & Consonants: j z w x y z. Schwa & cv words (e, l o) R-Controlled: er ir ur</p> <p>Book 11 - Hens Book 12 - Bats Book 13 - Rats Book 14 - Rabbits Book 15 - Rivers</p>	<p>Mint 4</p> <p>Multi-CVC Syllables Open & Closed Multisyllables Schwa</p> <p>Book 16 - Bobcats Book 17 - Robins Book 18 - Camels Book 19 - Gardens Book 20 - Zebras</p>
<p>Green 1</p> <p>s, l & r Consonant Blends, qu + double final consonant blends: ff ll ss (zz nn) + broad sound of ä</p> <p>Book 21 - Hummingbirds Book 22 - Clams Book 23 - Fall Book 24 - Frogs Book 25 - Queen Bees</p>	<p>Green 2</p> <p>Silent e: a_e i_e o_e u_e e_e Consonant Digraphs: sh, ck, (voiced and unvoiced) th, ch, wh, ng & nk R-Controlled: ar & or</p> <p>Book 26 - Homes Around the World Book 27 - Sharks Book 28 - Ducks Book 29 - Whales Book 30 - Spring</p>	<p>Green 3</p> <p>Consonant Digraphs: tch, dge ph + three sounds of y Inflectional Ending: -ed Soft c (s: ce, ci, cy) Soft g (j: ge, gi, gy)</p> <p>Book 31 - Elephants Book 32 - Recycling Book 33 - Giraffes Book 34 - Summer Book 35 - Bridges</p>	<p>Green 4</p> <p>Consonant Digraphs(w/silent letters): wr, gn, mb & kn, rh Suffixes: -ed, -ing, -ier, -est (with spelling changes) Plural -es, -ies</p> <p>Book 36 - Rhinos Book 37 - Winter Book 38 - Rocks Book 39 - Butterflies Book 40 - Horses</p>
<p>Blue 1</p> <p>Long Vowel Teams: a (ai ay) e: (ee, ea like meat & head) i: (igh) o: (oa ow oe) and short i (y like myth)</p> <p>Book 41 - The Rainforest Book 42 - Pyramids Book 43 - Beaches Book 44 - The Railroad Book 45 - Cooking</p>	<p>Blue 2</p> <p>Short oo (book, push, could) Long oo (oo ou ew ue ui u_e) + Diphthongs (ou:ou ow) (oi:oi oy) aw: aw, au & a(lk) a(lit) a(l) & gh-, -gh, -Cle syllable</p> <p>Book 46 - Sunflower Life Cycle Book 47 - Pickleball Book 48 - Onktastic Characters Book 49 - Making Strawberry Jam Book 50 - Extreme Weather</p>	<p>Blue 3</p> <p>Long i and o: i(lid) i(nd) o(ld) Long a, i and o: (ae ie oe) + Long e: (ey ie) zh (s, sure) Long a: (eigh, ei, ey) Complex R-Con: ear, wor, ar</p> <p>Book 51 - California Gold Rush Book 52 - Treasure Hunting Book 53 - Making Money Book 54 - Neighborhoods Book 55 - Earthworms</p>	<p>Blue 4</p> <p>Long u: (u_e, ew), -ous, -tion, -sion, -ation, -tial, -cial Multi-Syllabic Words & Common Affixes & Suffixes with spelling changes</p> <p>Book 56 - Famous Cities Book 57 - The Water Cycle Book 58 - The Arctic Book 59 - Goods & Services Book 60 - International Space Station</p>