

free & editable

# decoding strategies

by Jen Jones

decoding strategies

**Google Drive Link:**

[bit.ly/decodingcard](https://bit.ly/decodingcard)

## decoding strategies

Read from left to right.

Scan all the letters in the word.

Use letter pattern & letter job knowledge.

Find the vowels. Split the syllables.

Blend the sounds out loud.

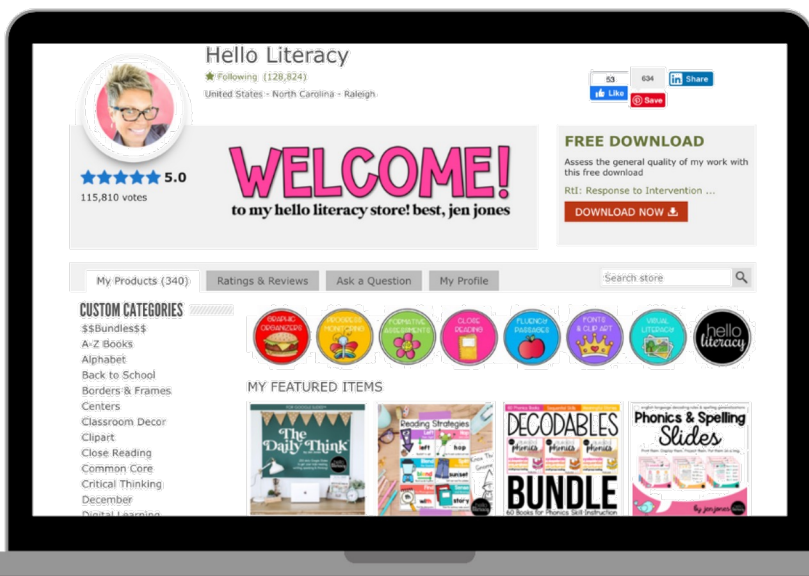
Ask: Does it make sense?

stay current in the

# science

# of reading

with Hello Literacy



## Instagram



## TpT Store: Hello Literacy

Easily browse my TpT store for Science of Reading resources by finding the custom category on the left.

## Hello Decodable Books

Purchase my Hello Decodables and we'll ship them to your house or school.  
[www.hellodecodables.com](http://www.hellodecodables.com)

@helloliteracy on Instagram

# decoding strategies

Read  
from left  
to right.

Scan all  
the letters  
in the  
word.

Use letter  
pattern &  
letter job  
knowledge.

Find the  
vowels.  
Split the  
syllables.

Blend the  
sounds out  
loud.

Ask: Does  
it make  
sense?

©2020, Hello Literacy

# decoding strategies

Read  
from left  
to right.

Scan all  
the letters  
in the  
word.

Use letter  
pattern &  
letter job  
knowledge.

Find the  
vowels.  
Split the  
syllables.

Blend the  
sounds out  
loud.

Ask: Does  
it make  
sense?

©2020, Hello Literacy

# decoding strategies

Read  
from left  
to right.

Scan all  
the letters  
in the  
word.

Use letter  
pattern &  
letter job  
knowledge.

Find the  
vowels.  
Split the  
syllables.

Blend the  
sounds out  
loud.

Ask: Does  
it make  
sense?

Read  
from left  
to right.

---

For posters, print this page on bright yellow paper.

Scan all  
the letters  
in the  
word.

---

For posters, print this page on bright green paper.

Use letter  
pattern &  
letter job  
knowledge.

---

For posters, print this page on bright pink paper.

Find the  
vowels.  
Split the  
syllables.

---

For posters, print this page on bright orange paper.



Blend  
the sounds  
out loud.

---

For posters, print this page on bright turquoise paper.

Ask, Does  
it make  
sense.

---

For posters, print this page on bright pastel purple paper.

# hello decodables



**Purchase print books today!**

1 x Books 1-20



SKU P1201 Hello Decodables Fiction Pink Books - Individual Set

1 x Books 21-40




SKU Q21401 Hello Decodables Fiction Orange Books - Individual Set

1 x Books 41-60



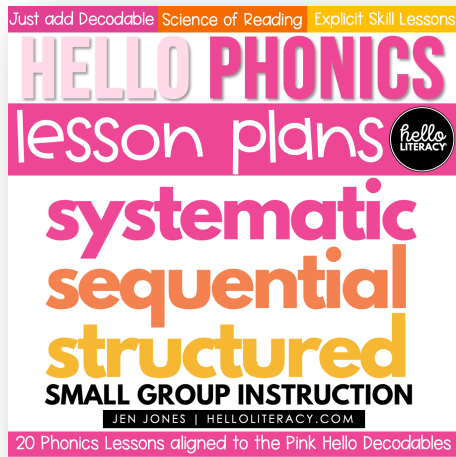
SKU Y41601 Hello Decodables Fiction Yellow Books - Individual Set





# hello phonics™

60 pdf lessons + word lists + sound decks + assessments  
for differentiated phonics skill groups at Tier 1



## 100% ALIGNED TO MY HELLO DECODABLES

(sold separately)

Purchase Hello Phonics in my TpT store: Hello Literacy,  
or from my website, [hellophonics.com](https://hellophonics.com)



# hello!



## SCOPE & SEQUENCE

<b>Pink 1:</b>	short vowels a & i, consonants c ( <u>c</u> at) s ( <u>s</u> ad) m f p t n d
<b>Pink 2:</b>	short vowels o & u, consonants k ( <u>k</u> id) g ( <u>g</u> ot) b h v r l s/z/ (hi <u>s</u> ), inflectional ending -s
<b>Pink 3:</b>	short vowel e, consonants j z w x y (yes) z qu, schwa (w <u>a</u> s), er (her) ir (bird) ur (curl), long vowel cv (me, hi, go)
<b>Pink 4:</b>	multi-syllabic CVC syllables (sunset, fantastic), and open & closed syllables (donut, music), schwa (anim <u>a</u> l, nick <u>e</u> l, penc <u>i</u> l, lemo <u>n</u> , butto <u>n</u> )
<b>Orange 1:</b>	s l & r consonant blends, double final consonants ff ll ss zz, ä sound
<b>Orange 2:</b>	Silent e: a_e (bake) e_e (eve) i_e (bite) o_e (rope) u_e (cute), consonant digraphs: sh ck, th (the & think) ch wh ng nk, ä sound
<b>Orange 3:</b>	Digraphs & Trigraphs: ph, tch, dge; y as a vowel (baby, cry), soft c (cell, city, cyclone) & soft g (gem, giant, gym) & three sounds of -ed (/id/d/t/), three sounds of y
<b>Orange 4:</b>	Digraphs: wr, mb, rh, gn, kn; Suffixes: -es, -ies, -ing, ier, iest with and without spelling changes
<b>Yellow 1:</b>	Long Vowels: a (a, ai, ay), e (ee, ea like meat & head), i (igh), o (oa, ow, oe) and short i (y like myth)
<b>Yellow 2:</b>	Short oo (book, push) Long u (ew, ue, ui, u_e, oo); Diphthongs: ou (ou, ow) (oi: oi, oy) aw: aw, au and a(lk) a(lt) a(l) and gh (g) & gh (f)
<b>Yellow 3:</b>	Long i and o: i(ld) i(nd) o(ld); long a, i and o: (ae, ie, oe); long e: (ey, ie, ei); /zh/ (s in treas <u>u</u> re or cas <u>a</u> l); long a: (eigh, ei, ey, ea); Consonant +le syllable
<b>Yellow4:</b>	Suffixes -ous, -tion, -sion, -ation, -tial, -cial; Multi-Syllabic Words & Common Affixes & Suffixes with Spelling Changes