

OrVance®

INNOVATION IN ORAL HEALTH



Orthodontic Residency Free Product Program Lunch & Learn Presentation

Today's Agenda

- 1) Who is OrVance?
- 2) OrVance Product Education
- 3) What is the Residency Free Product Program?
- 4) Next Steps

Who is OrVance?



- Grand Rapids, Michigan-based company established in 2014 with the goal of developing innovative oral health solutions.
- Flagship product is OrthoDots® CLEAR. Several other products including OrVance® Aligner Pontics, Retainer Cleaner, Temporary Tooth Repair, and Whitening Treatment have all been launched in the past few years.
- Earlier this year, OrVance entered into a partnership with DOC Brands, an emerging oral care company selling products marketed under the Dentemp® brand, in which DOC Brands will manage the operations, sales, marketing, and distribution of OrVance products.

OrVance Product Education

*We are excited to offer 4 of our products for FREE to
Orthodontic Residency Programs:*

OrthoDots® CLEAR

OrVance® Retainer Cleaner

OrVance® Aligner Pontics

OrVance® Professional Whitening Treatment

OrthoDots® CLEAR

A superior replacement to dental wax designed to relieve pain and irritation from orthodontic appliances



What are OrthoDots® CLEAR?



OrthoDots® CLEAR Features & Benefits

Now the #1 orthodontic wax in U.S. Orthodontic Residency Programs!



Performance and Aesthetic Features	OrthoDots® CLEAR	Conventional Dental Wax
Sticks and stays the best (with proprietary adhesive)	✓	✗
Clear (17X more transparent than dental wax)	✓	✗
20X more pliable than dental wax (easier to mold)	✓	✗
Best for use on all appliances including clear aligner trays	✓	✗

Patient Safety and Compliance Features	OrthoDots® CLEAR	Conventional Dental Wax
Hygienic unit-of-use packaging for safe patient and in-office use	✓	✗
Tamper-evident packaging	✓	✗
Disclosure of ingredients	✓	✗
Product traceability with FDA compliant labeling ^{1,2}	✓	✗

Made in U.S.A. | Patents Pending



- **FIRST/ONLY** product that adheres to wet aligner tray edges and gum tissue
- Transparent (a MUST for patients in clear aligner treatment)
- >20% of dental wax sales to patients were purchased for relief from clear aligner trays³

OrthoDots® CLEAR Packaging by Channel

Free for
Residency
Programs!


Professional Channel (Rx Only)



Professional Dispensing Pack
200 count; 50 4-ct sleeves

Give each patient 1
sleeve (4 OrthoDots®)
and 1 instruction card

Includes 50 instruction
cards with QR code for
the patient

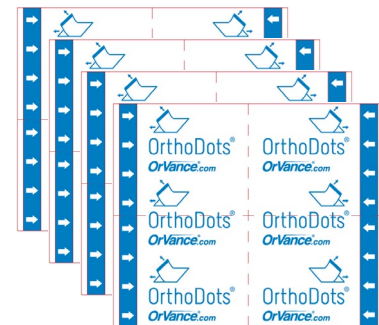


Instructional Videos

Retail Channel



Retail Packs 12 or 16 count



OrthoDots® CLEAR Instructions for Use

DO NOT DRY THE APPLIANCE BEFORE APPLYING
The adhesive is moisture (saliva) activated

1. Open the individual application.
2. Position OrthoDots® so the adhesive will contact the appliance. Only the coated side that is visible through the package has adhesive.
3. Using 2 fingers, press and pinch the adhesive side onto the appliance for 3-5 seconds (do not press with just one finger). For clear aligners, apply to irritating edges while the tray is in the mouth.



OrthoDots® CLEAR Instructional Video



OrthoDots® CLEAR FAQ's

- What are they made of? *Medical grade silicone, xanthan gum*
- Can you eat/drink with OrthoDots®? *Yes*
- How long do they last? *OrthoDots® can stay on for up to 48 hours; however, we recommend removal before brushing.*
- Why are the added quality and safety features of OrthoDots® important? *OrthoDots® CLEAR is the FIRST product of its kind that complies with all current quality and safety standards. Hygienic packaging, Tamper Evidence, Product Traceability, Disclosure of Ingredients, and FDA compliant labeling are a must for a product used for this purpose. Most commodity dental wax offers none of these features making it one of the most antiquated products in healthcare from a product safety and compliance perspective.*



OrVance® Retainer Cleaner

*The first orthodontic and dental appliance cleaner
that requires only 2 cleanings per week*

Kills
99%
of Bacteria



Removes

- ✓ PLAQUE
- ✓ ODOR
- ✓ STAINS

What is OrVance® Retainer Cleaner



OrVance® Retainer Cleaner

Features & Benefits

Cleans and deodorizes a variety of removable orthodontic and dental appliances with only 2 cleanings per week



- Specifically designed for use with retainers, aligners, mouthguards, nightguards, bruxing and TMJ appliances.
- Cleans 99% of bacteria, removes plaque, odor and stains.
- Provides superior performance, maximum convenience and best value to both patients and practices.


OrVance® Retainer Cleaner Packaging

Free for
Residency
Programs!

Professional Dispensing Pack (PDP)



Professional Dispensing Pack
100 count; 25 4-tablet sleeves



Includes 25 Instruction Cards
with QR code for patient

Patient Pack



Patient Pack 28 count
7 4-tablet sleeves
3-Month Supply

**Give each patient 1 4-tablet sleeve and
1 instruction card (2 week supply)**

Packaging and patient samples provide a QR code to a quick
video educating patients how to care for their retainers and
aligners encouraging long-term compliance.



OrVance® Retainer Cleaner

Instructions for Use

For cleaning and deodorizing removable orthodontic and dental appliances.

1. Drop one tablet into a glass containing just enough warm (not hot) water to cover appliance.
2. Place appliance in bubbling blue solution.
3. Remove appliance after 15 minutes.
4. After removal and on days between cleanings, rinse and brush gently under running water with a clean toothbrush (with no toothpaste).



OrVance® Retainer Cleaner Instructional Video



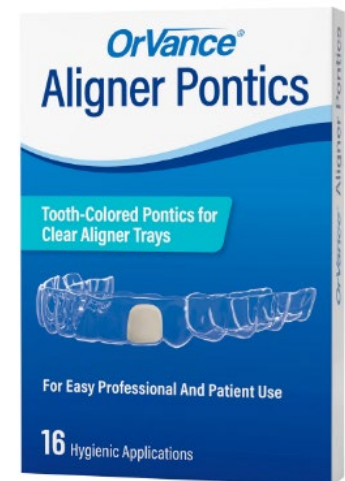
OrVance® Retainer Cleaner FAQ's

- How long should my appliance soak? *Remove appliance after 15 minutes. Do not allow wire appliances to soak for more than 15 minutes.*
- How can you state only 2 cleanings per week? *The superior cleaning action of OrVance® Retainer Cleaner keeps the surface from allowing buildup of biofilm so just rinsing and gentle brushing is necessary.*
- What appliances can I use this on? *Removable orthodontic and dental appliances including retainers, aligners, mouthguards, nightguards, bruxing, and TMJ appliances.*
- Is it intended for use with dentures or removable bridges? *No*



OrVance® Aligner Pontics

*Designed to fill the space of missing teeth in
clear aligner trays and retainers*



What are OrVance® Aligner Pontics?



OrVance® Aligner Pontics

Features & Benefits



Maximizes patient satisfaction and convenience:

- Tooth-colored - approximate Vita Shade range of A2-D2.
- Easy for patient to mold, wear, and remove.
- Pliable material molds perfectly to gingival tissue.
- Individual hygienic packaging for safe in-office and patient use.
- Made from medical-grade silicone and food-safe colorants.

Ideal for Practice:

- Designed for patient use vs. in-office application
- Eliminates the time and cost required to customize trays with fabricated pontics
- Also designed for use with clear retainers during implant treatment



Also works with chipped/broken teeth

OrVance® Aligner Pontics Packaging

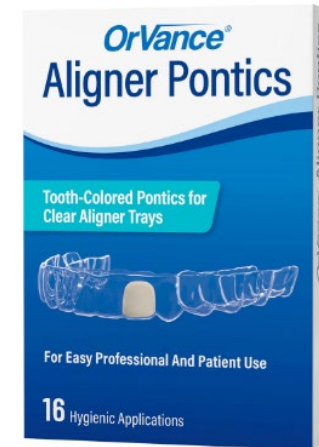
Free for
Residency
Programs!

Professional Channel

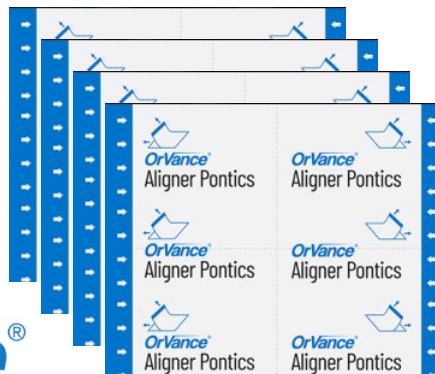


Shrink wrapped with 6, 16 count boxes
Only available to Professional Channel

Patient Pack



Patient Pack 16 count
Available at
OrVance.com & Amazon




Each box contains
16 pontics (4, 4 ct
sleeves) and an
application tool

OrVance® Aligner Pontics

Instructions for Use

Both the pontic and aligner tray (or retainer) must be completely dry to achieve proper adhesion.

1. Open the individual application.
2. Mold the OrVance® aligner pontic to the approximate size of the aligner space of the missing tooth.
3. Insert the pontic into the aligner space, pushing it down towards the bottom and against the front surface (use the enclosed applicator for insertion and removal if necessary).
4. Apply and wear your aligner as usual.



OrVance® Aligner Pontics FAQ's

- Does the patient use the same pontic material to place in the next consecutive aligner? *While it may be possible to reuse the same pontic since it is a permanently pliable material, we recommend using a new pontic per tray for hygiene and proper adhesion.*
- Does a patient need to remove the pontic when cleaning their aligner? *For DAILY cleaning, the pontic can be left in place when cleaning the tray (brush and rinse with warm water, no toothpaste). Avoid brushing (just rinse) the cell that contains the pontic to avoid dislodging it. For TWICE A WEEK cleanings using OrVance® Retainer Cleaner, remove the pontic before cleaning the tray and replace with a new pontic after the tray is COMPLETELY DRY.*
- Do I need to select a color when ordering Aligner Pontics? *No, OrVance® Aligner Pontics come in just 1 tooth-colored shade that approximates vita shade range A2-D2. Their translucency provides a chameleon-effect, reflecting the shade of adjacent teeth. While your trained eye may not be pleased with the shade, most patients are truly happy to have something in the empty space.*

OrVance® Professional Whitening Treatment

*Specially developed for use with EXISTING
clear retainers and aligner trays.*



What is OrVance® Whitening Treatment?



OrVance® Whitening Treatment Details

Free for
Residency
Programs!

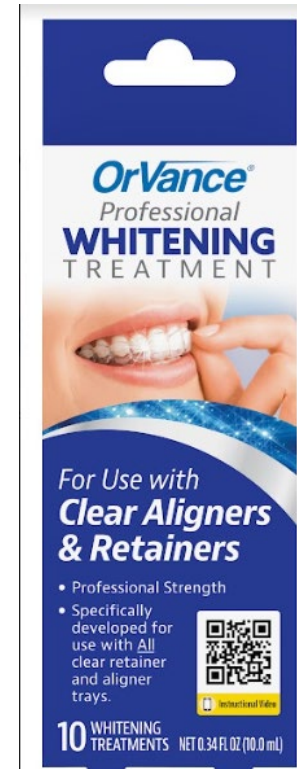
- Specially formulated to work with existing clear retainers and aligner trays
- 10% Carbamide Peroxide
- Provides 10 whitening treatments for both upper and lower trays per kit
- Professional strength, fast-acting formula
- Ideal for use after routine dental hygiene appointments or during clear aligner therapy and retainer usage

Professional Channel



Patient Sample- 1 Syringe
5 Treatments

Retail Carton



Retail Packs – 2 syringes
10 Treatments

Each syringe contains .17 fl oz
equating to 5 total treatments



OrVance®

OrVance® Whitening Treatment

Instructions for Use

1. Apply approximately 0.5 mL of OrVance® Whitening Treatment gel across the front inside tray for the teeth that are visible in your smile (about 1 mL for both the top and bottom trays).
2. Insert trays and remove any displaced gel on the gums with a toothbrush or tissue. Wear for 6-8 hours or overnight.
3. Remove trays, rinse mouth and clean trays by brushing gently under running water with a clean toothbrush (with no toothpaste).
4. Use daily until desired shade of white is achieved.

OrVance® Whitening Treatment Instructions for Use



OrVance Free Product Program for Orthodontic Residency Programs

OrVance is excited to educate and equip the next generation of Orthodontists with the newest products designed to enhance orthodontic treatment



Residency Free Product Program Details

- We provide OrthoDots® CLEAR, OrVance® Aligner Pontics, OrVance® Retainer Cleaner, and OrVance® Whitening Treatment all for free, including shipping, to use in your Residency.
- Individual orders are capped at the following maximum quantities; however, you can return to our website to order more as needed:
 - 3 K30 Aligner Pontics shrink pack 6/16 ct (18 total boxes)
 - 3 D70 OrthoDots CLEAR Professional Dispensing Pack 200 ct (50 4ct sleeves)
 - 5 D45 Retainer Cleaner Professional Dispensing Pack 100 ct (25 4-tablet sleeves)
 - 12 D243 Whitening Treatment 1 Syringe (5 treatments)
- Our new Professional Dispensing Packs (PDPs) are a convenient way to share samples and instructions with patients.

Next Steps

- A non-resident key contact (Clinic Director, Purchasing Manager, etc.) is required within your program so replenishment and important updates from OrVance do not get interrupted when residents graduate.
- You will place all orders directly on our website (instructions are on the next page). Return to the website to place replenishment orders as needed.
- Annual Lunch & Learns will be a great way to educate new residents as well as keep your program informed on the latest product innovation!
- Any time you have questions or comments, please contact Laura Jones at laura@orvance.com or 616-717-1274.

OrVancepro.com Ordering Instructions

- Visit our NEW website for Professionals at www.olvancepro.com
- Click the blue “Register” button at the top
- Fill out the requested information, create a password, click “Submit”
- Once logged in, click “For Residents” at the top
- Click on each of the 4 products one at a time and add to your cart.
- You can order the following maximum quantities per item:
 - 3 K30 Aligner Pontics shrink pack 6/16 ct (18 total boxes)
 - 3 D70 OrthoDots CLEAR Professional Dispensing Pack 200 ct (50 4ct sleeves)
 - 5 D45 Retainer Cleaner Professional Dispensing Pack 100 ct (25 4-tablet sleeves)
 - 12 D243 Whitening Treatment 1 syringe (5 treatments) PLEASE NOTE THIS IS CURRENTLY OUT OF STOCK
- Click shopping bag in upper right corner to begin your free checkout process.

*Please note that ordering from the above link is only valid for Residency Programs – residents who graduate and wish to order for their practice must create a Professional Practice account on our website.

Thank You!

Questions or Feedback?