



Interactive toy

**SMART
TEDDY**

Controlled by a mobile app

For children
ages

3-5

MEET SMART TEDDY



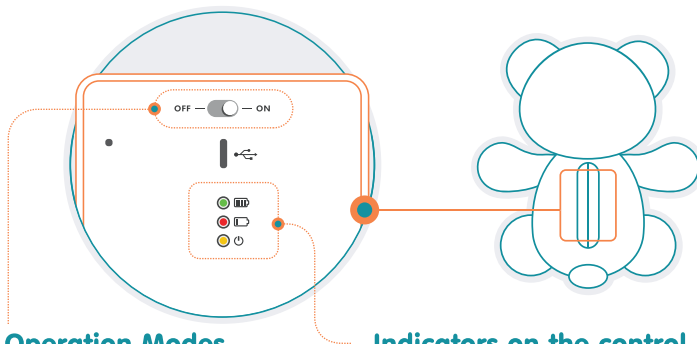
**A fun, furry friend for kids —
and their parents, too!**

Follow these simple steps
to use Smart Teddy.

**FIRST,
TURN SMART TEDDY ON**



Open the Velcro opening on the back of Smart Teddy.
On the control unit, slide the switch to the ON position.



Operation Modes

ON: Smart Teddy is turned on; all functions work. Active: **Bluetooth** (for controlling the toy via a smartphone) and **WiFi** (for downloading and updating content).

Automatic updates via WiFi take place once a day. At other times, WiFi is inactive. You can also start the update process at any time through the application.

OFF: Smart Teddy is off.


Before the first use, please charge Smart Teddy for 4 hours.

While charging Smart Teddy, the control unit inside the toy may become warm. Do not worry. This is normal. The unit's temperature will return to normal after charging is over.

Indicators on the control unit

- BLUE — charging indicator.** Lights up when Teddy is connected to a power source. When the toy is fully charged, the light becomes **green**.
- RED — low battery indicator.** Lights up or blinks when Smart Teddy needs to be charged. Steady light: the charge level is less than 20%. Flashing light: the charge level is less than 1%. A full battery charge lasts up to 8 hours of continuous operation.
- YELLOW — mode indicator.** In normal mode, the yellow indicator blinks once every 3 seconds. In update mode, when new content is loaded, this indicator pulses.

**NEXT, SYNC
WITH THE SMART TEDDY APP**



You can find stories, riddles, and much more in the app!



Turn on Bluetooth on your phone.



Turn Smart Teddy ON.



Download the Smart Teddy app.



Launch the app and follow the instructions on the screen.

Scan the QR code to download the app.



For **iPhone**, allow the app to access Bluetooth in Settings.



For a smartphone based on **Android**, you also need to enable geolocation.



**NOW SMART TEDDY
IS READY TO INSPIRE
AND ENTERTAIN KIDS**



Smart Teddy tells stories.

A child can hear a story by pressing the paw with the storybook on it. Smart Teddy comes with a library of installed poems and stories. Every day new stories are available: some during the day and one at night*.



Click once.



Press quickly twice.



*A longer Bedtime Story is only available in the evening. Launch this story by using the Super Paw and an interactive sticker (page 10).



In the application, parents can launch stories, including Bedtime Stories, regardless of the day of the week or time of day.



Favorites

The child can use this paw to quickly find favorite stories.


Parents use the app to add stories to Favorites. Mark each favorite tale with an asterisk.



Fun Time

Press this paw to hear cool phrases and fun facts. Smart Teddy might talk about being friends or share information about what wakes bears from hibernation in the spring.

**PLAY AND
LEARN TOGETHER**



Teddy helps children learn everyday skills and good habits

He can wake children up and encourage them to wash up or brush their teeth. Then at night, he can help to get ready for bed. Also, of course, he praises kids for their success and even congratulates them on their birthday.



Makes learning a fun game

Learning letters and numbers is much more fun with Smart Teddy! He also knows many facts and mysteries about all kinds of things, from math and science to history and language.



Super Paw

Super Paw does not have a button. Instead, its built-in NFC antenna reacts to tags found in interactive elements, such as stickers, cards and posters.



Interactive elements

Touch them with the Superpaw and play with Teddy.



NFC STICKER




NFC CARDS



NFC POSTERS



Important:
Stickers don't work when attached to metal, such as a refrigerator.

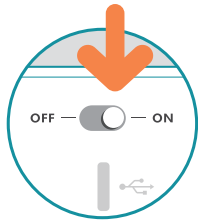


UPDATES




How Smart Teddy is updated

Updates are periodically released for Smart Teddy: new riddles, games, and fun facts are downloaded. To get updated content, connect Smart Teddy to a WiFi network.



Make sure Teddy is ON.



Connect the toy to a WiFi network via the app in the "Settings" section.




The mode indicator will light up and then turn off. The update will start automatically. The update time depends on the speed of your Internet connection and it can take up to two hours.



Smart Teddy will download new content much faster if you don't use him during the updating session.



**HAVE QUESTIONS?
WRITE TO US, WE ARE IN TOUCH**



Our support team is very responsive and always ready to chat in order to quickly resolve problems.



If you have questions or issues while using the app, tap the "Chat" button in the right corner at the top of the screen.



If you have any questions while using the application, go to the chat in the "Settings" section.



Smart Teddy does not like to be washed! You cannot wash the toy — because of the electronic unit inside. You can lightly wipe the fur with a damp cloth. Dry cleaning allowed.

The toy is certified in accordance with the Technical Regulations of the Customs Union TR CU 008/2011 "On the safety of toys".