

Quick Start Guide


To set up Smart Teddy you will need:



✓ Smart Teddy



✓ Internet access



✓ Your phone with My Smart Teddy app


Please Note:

Remember to charge Smart Teddy in full or for at least 30 minutes before first use.



Setting up is easy. Follow these simple steps:

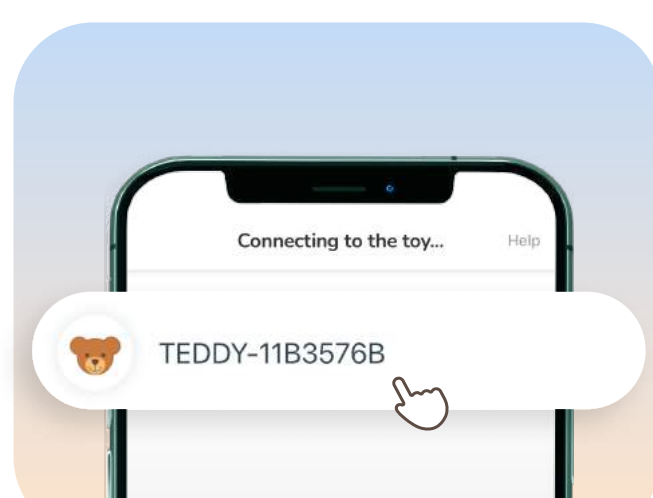
1
Enable Bluetooth on your phone



2
Turn Smart Teddy ON



3
Open My Smart Teddy app and connect your device with Teddy.



Important Note:

2.4 GHz

5 GHz

If your home Wi-Fi has both 5GHz and 2.4GHz indicators, please connect to the 2.4GHz network.

When your Teddy is updating, please keep him within close range of your WLAN signal



You are almost done!
Follow the instructions on the screen and enjoy the game!

For a trickier questions, please contact us in the app or by [email](#).

Maybe someone already asked your question? Check our [FAQ page](#).