

FROM CARLSON



At Carlson Pet Products, our number one mission is to ensure your pet's safety. That's why we work diligently to create products that are tested and trusted by pet parents everywhere. Because we are pet parents too, we know it's our job to keep your beloved animals safe at all times.

Carlson Pet Products is the industry leader when it comes to pet gates. Carlson Pet Products began when we realized pet gates didn't exist. Our pet gates offer everything from low, step-over designs to extra tall designs to help discourage dogs that like to jump. And of course, our signature patented small-pet door was created exclusively for smaller animals and cats.



IN THIS HELPFUL GUIDE:

- **Pet Gate Safety**
- **Food Safety**
- **Puppy Safety**
- **Weather Safety**
- **Dog Park Safety**



PET GATE SAFETY

One of the most important tools for keeping your pet safe is a quality pet gate. Here at Carlson Pet Products, we have many different gate options that can aid in numerous safety and training scenarios.

1. Home Safety

In most of our homes, we have areas that we would prefer our pets not to explore. Whether it's because of expensive or breakable items in those rooms, safety hazards, or some other reason, pet gates allow pet owners to block off areas of the home to prevent accidents and destruction of valuables, both of which could lead to an unwanted and expensive trip to the vet.


2. Friends & Family Safety

If you tend to have friends and family coming over frequently, using a pet gate to create a designated safe space for your pet is very helpful. Since everyone has varying comfort levels around animals and our pets have different comfort levels with people, creating a spot that only your pet can enjoy helps to create a better experience for your visitors, as well as your furry friend.

3. Other Pets Safety

Sometimes our pets need a break from each other. We've all had a dog that loves our cat way more than the cat loves the dog, right? Or, you're welcoming home a new pet and need to give your pets some space from each other as the new pet acclimates to the home. Creating a barrier with a pet gate can help keep the peace in your home and make introductions go smoothly for the whole family.

[CLICK HERE TO USE OUR GATE SELECTOR TOOL!](#)



FOOD SAFETY

Did you know that there are many foods that we humans consume every day that aren't safe for our pets? Did you know many foods can aid in digestion, provide antioxidants, vitamins and minerals, and also help with teeth whitening?



Below is a list you can reference when you have questions. Always try to stick with fresh or frozen options and avoid canned versions with sodium or sugar/syrups added. Please also note that more can be added to this list and you should double check with your vet before giving them to your pet.

✓ SAFE FRUITS & VEGETABLES

Apples	Strawberries	Green Beans	Oranges
Bananas	Watermelon	Peas	Peaches
Blueberries	Broccoli	Spinach	Pears
Cantaloupe	Brussel Sprouts	Celery	Pineapple
Cucumbers	Carrots	Raspberries	Pumpkin

✗ UNSAFE FRUITS & VEGETABLES

Onions	Tomatoes	Avocado
Garlic	Asparagus	Cherries
Peppers	Mushrooms	Grapes



PUPPY SAFETY

Have you recently welcomed a puppy into your home? Puppies are like young children— they are curious about everything and have no idea what can and can't harm them. That's where we come in!

Here are some helpful tips to keep your puppy safe as well as some product recommendations to set you and your new family member up for success.

1. Puppy-Proof Your Home & Yard

Before bringing your new puppy home, the first thing you need to do is make sure your home is ready.

Inside Your Home:

- Unplug electrical cords and move them out of reach
- Keep all toilet lids and trash cans closed
- Pick up any choking hazards
- Keep all doors closed to areas you don't want your puppy exploring

Outside Your Home:

- Fence your yard
- Remove any toxic or poisonous plants
- Keep your yard as clean as possible
- Keep your puppy away from harmful pesticides and insecticides

2. Public Safety

When puppies are little, they are more susceptible to viruses from new places.

When you first get your puppy, make sure to schedule their shot appointments with your vet, as these shots help build their immunity.

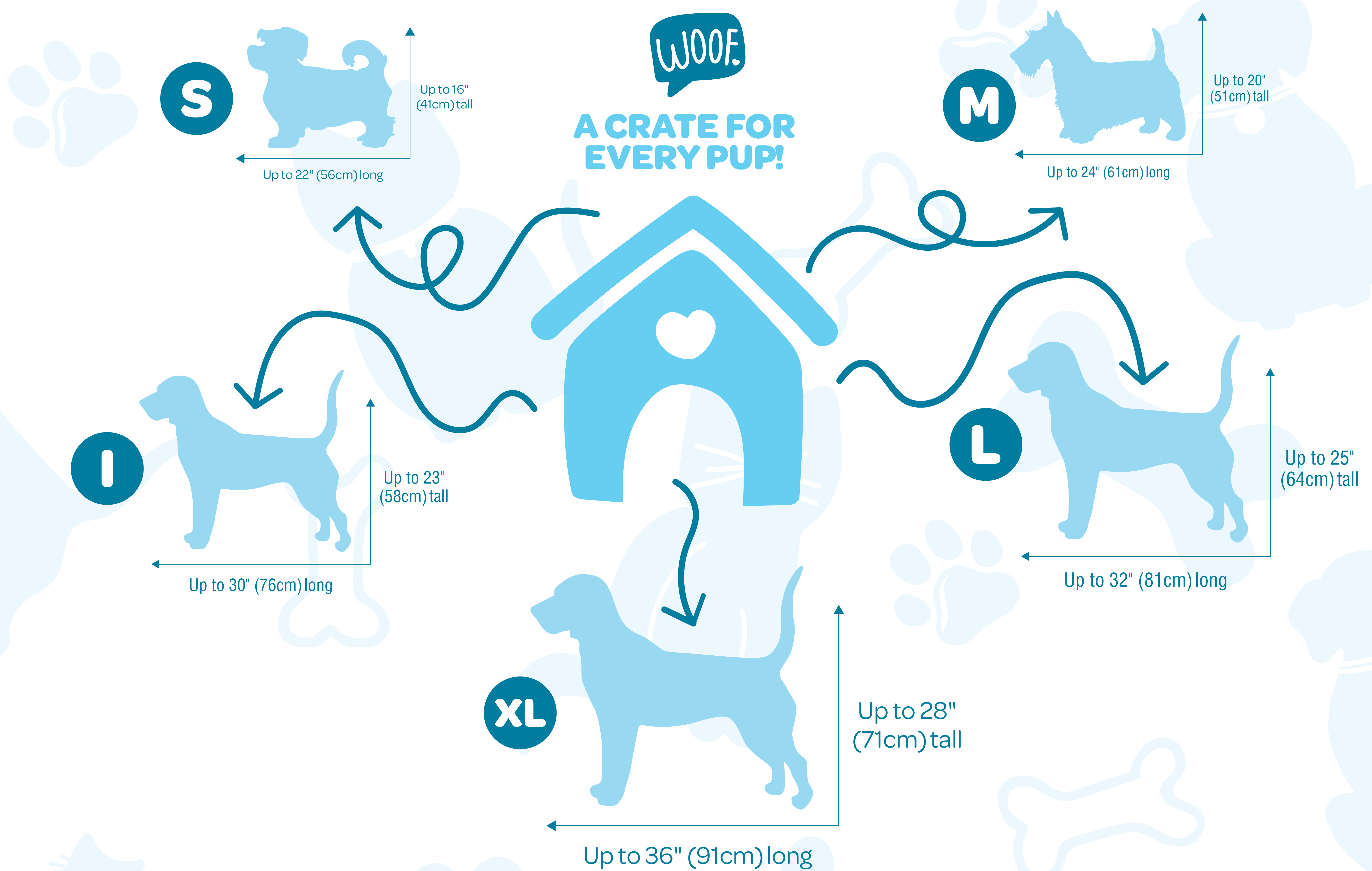


3. Crate Training



Crate training is great for all dogs, but it's especially beneficial for puppies during the initial stages of training. Crates help provide a safe space for your dog and they're useful for travel and emergencies. Plus, dog crates aid in the potty training process.

Helpful Tips for Crate Training:

- Choose the appropriate size crate that your puppy will become when mature, not the size they are currently
- Have patience and work in small amounts of time each day
- Create a positive experience with the crate by feeding meals inside it



[CLICK HERE TO SHOP OUR DOG CRATES!](#)



WEATHER SAFETY

Just like we prepare ourselves for a hot, rainy, or cold day, we have to do the same for our pets. Different climates and environments call for different essentials for us and our pets.

Below are some helpful tips and product recommendations to help you prepare for different weather-related scenarios with your pet:



1. Cold Weather

Dogs of different breeds and ages handle cold weather differently. A dog with a thicker undercoat like a husky is more likely to not need any additional protection in colder weather, while a whippet with a thin undercoat is likely to need an additional layer.

Cold Weather Safety Tips:

- Know when it's too cold to walk your dog:
 - Below 45°F dogs will start to feel cold
 - Below 32°F small breeds, thin-coated, old, young, or sick dogs should not be outside very long
 - Below 20°F dogs are at risk for hypothermia and frostbite
- Keep your dog's paw pads protected with boots and/or paw balm
- Trim any excess hair around their paw pads to prevent snow and ice from sticking to their paws
- Use dog-friendly ice melt and always rinse their paws after going anywhere with ice, salt, or gravel

[CLICK HERE TO SHOP OUR WEATHER-PROOF GATES!](#)



2. Rainy Weather

While some dogs may love a good rainy day, others absolutely hate it. Depending on your dog's breed and coat, sometimes exposure to the rain, especially during the winter, can cause issues for their skin and coat.

Rainy Weather Safety Tips:

- Consider getting a rain jacket for your pet
- Avoid taking your pet outside in dangerous weather



3. Warm Weather

During the summer months, the most important things to keep in mind are ensuring your pet is hydrated, cool, and protected from the sun.

Warm Weather Safety Tips:

- Walk your dog early in the morning or later in the evening to avoid the hottest parts of the day
- Keep extra water on hand for your pet
- Enjoy fun water activities to keep your pet cool and happy outside
- Invest in a pair of dog boots to protect your dog's paw pads from the sun's intense heat





DOG PARK SAFETY

Socialization is very important for dogs, and dog parks can be a great place for this to take place.

1. What to Know:

Before heading to your local dog park (and once you've arrived there), here are some helpful tips to follow to keep your pet safe:

Dog Park Safety Tips:

- Keep your puppy home until they have all of their shots (usually completed by four months old, but follow all vet recommendations)
- Ensure your dog is up-to-date on all vaccines before entering
- Bring your dog to an appropriate size park to keep them comfortable (there are dog parks for small and larger breeds)
- Leave treats and toys at home to prevent aggressive behavior
- Make sure your dog is tagged and microchipped
- Bring plenty of water for your dog (especially in the summer months)
- Monitor other dogs' behavior to prevent fighting or rough behavior
- Follow all park rules (including requirements for entry)

THANK YOU!

We hope you learned a lot and are excited to implement many of these helpful tips! We'd love to get to know you and your furry family member(s) better across all of our social channels. Find us at @CarlsonPetProducts and be sure to tag us in all your fun-filled furry adventures.