


Standard Pole Electromagnet Milling Chuck

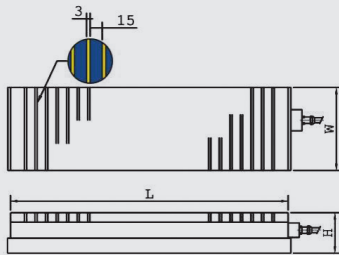


- Has high mechanical rigidity and proven robustness.
- Guaranteed water proof.
- Full extended pole for maximum effective clamping area.
- Multicoil design for maximum power.
- The coils are made with enamelled copper wire.
- All steel top plate is machinable upto 6 mm.
- Clamping Force Upto 16 Kg/cm²



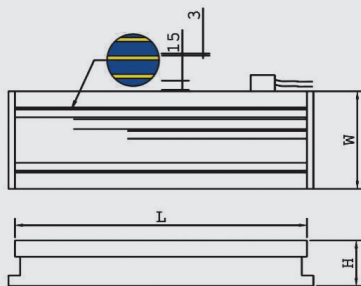
Cross pole series EMILL - C

- They are powerful and most suitable for medium and big components for grinding, planing, milling and various other heavy duty general operations.
- Knife grinding holding from sides.



Long pole Series EMILL - L

- These chucks are suited for long work pieces, and are used in additional applications such as buff and belt grinding of large quantities of work pieces which are difficult to hold on cross pole magnetic chucks.
- Most suitable for holding hardened and small components positioned between alternate poles.



Product Code : EMILL-C or L

All dimensions in metric units

Model No.	L	W	H	V	Amp (A)	Wt (Kgs)
EMILL-3015	300	150	85	110	0.53	23
EMILL-3515	350	150	85	110	0.55	27
EMILL-4015	400	150	85	110	0.60	32
EMILL-4515	450	150	85	110	0.61	36
EMILL-4020	400	200	85	110	0.60	42
EMILL-4520	450	200	85	110	0.65	48
EMILL-5020	500	200	85	110	0.70	53
EMILL-6020	600	200	85	110	0.90	63
EMILL-5025	500	250	85	110	1.36	65
EMILL-6025	600	250	85	110	1.37	78
EMILL-8025	800	250	85	110	1.40	105
EMILL-10025	1000	250	85	110	1.55	131
EMILL-15025	1500	250	85	110	1.58	197
EMILL-6030	600	300	85	110	1.40	94
EMILL-9030	900	300	85	110	1.50	142
EMILL-10030	1000	300	85	110	1.90	157
EMILL-12030	1200	300	85	110	2.10	189
EMILL-15030	1500	300	85	110	2.70	236
EMILL-6040	600	400	85	110	1.60	126
EMILL-9040	900	400	85	110	1.92	189
EMILL-10040	1000	400	85	110	2.10	210
EMILL-12040	1200	400	85	110	2.50	252
EMILL-15040	1500	400	85	110	3.00	315
EMILL-6050	600	500	85	110	1.70	126
EMILL-9050	900	500	85	110	1.90	189
EMILL-10050	1000	500	85	110	2.33	210
EMILL-12050	1200	500	85	110	3.60	252
EMILL-15050	1500	500	85	110	3.80	315

Due to continuous upgradation in design there could be changes in specification. Other sizes on request. Before ordering, contact Supreme Magnets or your nearest dealer to confirm the suitability of this model for your application.

- Can be designed for other operating voltages.
- Long pole chucks are also made and its ordering series for the same is EMILL-L.
- Chuck with brass separation is available at extra cost.

