

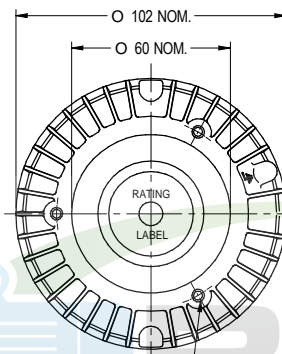
**NOTE :** FASCO AUSTRALIA IS HAPPY TO PROVIDE TECHNICAL ASSISTANCE TO OUR CUSTOMERS IN MANY AREAS. HOWEVER, SINCE FASCO AUSTRALIA IS NOT AWARE OF ALL DATA CONCERNING THE USE AND APPLICATION OF THIS MOTOR, THE SUITABILITY OF THE MOTOR FOR THE APPLICATION MUST BE DETERMINED BY AND IS THE RESPONSIBILITY OF THE CUSTOMER.



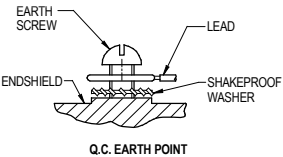
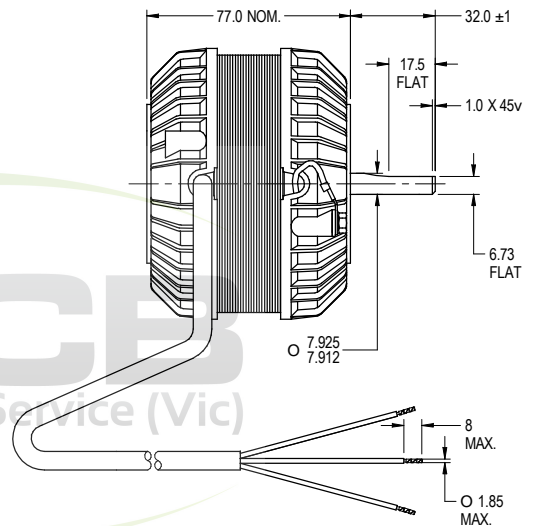
**MOTOR SPECIFICATION**

CUSTOMER	KIRBY REFRIGERATION			
CUSTOMER P/N				
QR No.		CAPACITOR	uf / V	
POWER OUTPUT	40W	START	NIL	
MOTOR TYPE	SH/POLE	RUN	NIL	
SUPPLY	VOLTS	HERTZ	PHASE	POLES
	415	50	SINGLE	4
ENCLOSURE	TOTALLY ENCLOSED			
SPEED (RPM) AT RATED OUTPUT	1270	WINDING TYPE		
ROTATION	ANTI-CLOCKWISE (DRIVE END)			
INSULATION CLASS	E 120	DUTY	AOM	
THERMAL PROTECTION	AUTO RESET			
RATED CURRENT	0.45	AMPS AT RATED OUTPUT		
APPLICATION	FAN DRIVE			
MOUNTING	TAPPED HOLES IN ENDSHIELD			
BEARING & LUBRICATION	608ZZ WIDE RANGE, LONG LIFE			
SUPPLY LEAD	COLOUR	PVC GREY		
<input checked="" type="checkbox"/> MULTI STRAND	LENGTH	2000 <sup>+50</sup> / <sub>0</sub> (45±5 STRIPPED)		
	TERMINATION	BOOTLACES		
<input type="checkbox"/> SINGLE CORE	Q.C. HOUSING	NIL		
EARTH PROVISION	VIA SUPPLY LEAD			
BASIC BUILD SPECIFICATION				
PERFORMANCE SPECIFICATION				
SHAFT MATERIAL	MILD STEEL			
CONNECTION DIAGRAM	NIL	PAINT SPEC	NIL	

DO NOT SCALE PRINT



3 HOLES 3/16" BSW  
EQUISPACED ON 71.42 PCD



Q.C. EARTH POINT

- SPECIAL REQUIREMENTS**
- 1) ATTACH TO LEAD PLASTIC BAG CONTAINING 3 - SCREWS 3/16" BSW x 8.0mm PAN POSI HD.
  - 2) 3 - SHAKEPROOF EXTERNAL WASHER 5mm I.D.
  - 3) RUST PREVENTATIVE TO BE APPLIED TO MILD STEEL SHAFTS AFTER ASSEMBLY.
  - 4) 6-MOTORS IN PLAIN BOX.
  - 5) MAX. SCREW PENETRATION 6MM FROM FACE OF THE END SHIELD.

DIMENSIONS IN mm UNLESS OTHERWISE SPECIFIED  
GENERAL TOLERANCES  
LINEAR: X = ±1.0  
XX = ±0.25  
XXX = ±0.1  
ANGULAR: X = °  
XX = ±5°  
SURFACE FINISHES MAX. 3.0 MICRO METRES  
SYMBOLS PER A.S. 1100

This drawing remains the property of Fasco Australia Pty. Ltd. No part or parts of this drawing may be reproduced without written permission.

MATL			
FINISH			
DRAWN	MURFETTR	05/12/06	
CHECKED	BALCHANT	31/10/07	
RELEASED	BALCHANT	31/10/07	
SCALE	NTS		

**FASCO AUSTRALIA**  
ABN 76 000 010 944  
1/14 Monterey Road, Dandenong, Victoria

FRAME		
STATUS	R	
SHEET	A3	
DWG. NO.	50D509-22AT	
REVISION	B	

MIC 020308  
By: MURFETTR  
Date: 31/10/07  
MTC REWORK MOTOR AND WINDING DETAILS ADDED 4-11-10  
Note: TOLERANCE FOR POSITION SHAFT CHANGE RATED CURRENT FROM 0.40 TO 0.45 CHANGED SPEED FROM 1300 TO 1270