

Introducing

**Down
the
Block**

**SEWING &
QUILTING**
by **Cathey's**

CATHEY'S has SEW much more
SPACE for all things **SEWING & QUILTING!**
Read all about it on PG 11

THE SEWING
REVOLUTION
IS HITTING
TUCSON WITH A
2-DAY PARTY!
PG 20

PLUS - IT'S ALMOST
THE MOST WONDERFUL
TIME OF THE YEAR!
CHRISTMAS
IN JULY!
PGS 12-13

SAVE THE DATE
FOR OUR **TECH**
PARTIES
HAPPENING
SOON!
PG 10

catheys.com

5701 E. Speedway Blvd.
(520) **721-4000**
catheysew@catheys.com

5851 E. Speedway Blvd.
(520) **504-5858**
downtheblock@catheys.com

18805 1-19 Frontage Rd. B103
(520) **300-5002**
duval@catheys.com

8700 N. Oracle Rd.
(520) **797-7177**
oracle@catheys.com

SEW MANY THINGS TO REMEMBER!

SEWING MACHINE GUIDE CLASSES Learning to use your machine? Come to a machine guide class. Please bring your sewing machine, all its accessories, manuals, a pair of scissors, and a thread spool to ensure your success in sewing guide classes. Embroidery class will also need the embroidery unit, embroidery design manual, embroidery foot, and 4"x4" or 5"x7" hoop.

SERVICE APPOINTMENTS Please call ahead and schedule an appointment to get your machine serviced. On the day of your drop off, for sewing machines please bring the power and pedal cords, the zigzag foot, a bobbin in the bobbin case. For embroidery machines, please also include an embroidery foot, the embroidery unit, and small hoop with your name on it. No other accessories are needed. We can't wait to service your machine.

SEW WHAT'S NEW CLUB Owners of all brands are welcome to purchase a club membership for \$99.95 which is valid for an 18 month period. During that time the membership entitles the owner to attend club classes for **FREE*** (a \$30 fee will be charged to non-members). Members also receive a 15% discount on all purchases excluding machines, software, and cabinets PLUS a 25% discount on their birthday. Renew your membership before it expires for only \$79.95. Expiration dates and discount rates for current club members are, of course, still in effect. Club adopts machines not purchased at Cathey's into our Cathey's family for unlimited guide classes. **A fully refundable \$10 deposit is now required for club sign-ups. Refunds will be given before class date but not after.*

MAY-AUGUST 2024 CLUBS & CLASSES

EMBROIDERY CLUB

Freestanding Lace Flower Earrings



Instructor: Carol Schumaker
Free for Club Members / \$30 Non-members

Come join me for these fun freestanding earrings. Designs by Babymoon Boutique, they focus on beautiful products that truly have a family vibe for all life stages. This quick-stitching freestanding lace project is perfect for those who are new to this style of embroidery. It is specially created to be stitched out on washaway embroidery stabilizer. You will be hooked. Fits a 4x4" hoop.

(O) Fri / May 10

9:30-12:30

Freestanding Eiffel Tower



Instructor: Sharon Lamanda
Free for Club Members / \$30 Non-members

Looking forward to watching the Olympics in Paris? In the mood for anything French? Come join us and make your own version of the iconic Eiffel Tower in thread! When complete, your tower will reach an epic height of 17 inches. Come create your own piece of the City of Light with your embroidery machine! The largest piece will require a 6x10 hoop.

(S) Tue / May 21

1:00-4:00

Magic Potions Labels



Instructor: Marina Lockwood
Free for Club Members / \$30 Non-members

Stitch some of these hauntingly spooky Magic Potion Labels to decorate for Halloween! Use these patches to mark your Snake Venom, Eye of Newt, Dragon's Blood, and more. Their antique-style artwork will add some haunting

variety to your spooky season decor!

(D) Thu / May 30

1:00-4:00



Creative Lettering & More

Instructor: Laura Eliason
Free for Club Members / \$30 Non-members

Explore a variety of built in monograms and fonts, learn how to program and customize words and phrases. We will also explore some methods to hoop hard-to-hoop items.

(S) Thu / Aug 15

1:00-4:00

In the Hoop Scissor Case



Instructor: Annette Graham
Free for Club Members / \$30 Non-members

Aren't these scissor cases the cutest? They're fully lined with no exposed seams inside. Sizes are included for 8"-9" shears and 10"-11" shears. The cases have an applique oval, but no lettering is included. Add your own initial or small design in the center of the appliqué.

(O) Tue / Aug 27

10:00-1:00

Kimberbell Over the Edge Appliqué



Instructor: Colleen Hughes
Free for Club Members / \$30 Non-members

Let's all get an early start on setting our summer picnic table. Come and join us in making a placemat, a kitchen towel or even an apron using some fun fabrics while adding applique shapes using "In the Hoop" techniques. We will be learning how to apply the shapes hanging over the edge of your project or becoming a

dimensional effect.

(D) Wed / Aug 28

10:00-1:00

Use this QR code to shop
KIMBERBELL
and support your local store!



SERGER CLUB



Fun and Sassy Lampshade

Instructor: Melissa Pathammavong

Free for Club Members / \$30 Non-members

Add flare to any room with this funky lampshade. You can repurpose an old lampshade and use up all those fabric scraps. You will want to make one for every room in your house and even your friends. This project uses overlock stitches.

(D) Wed / Jun 12

1:00-4:00



Marcel Dress & Tank Top

Instructor: Sharon Lamanda

Free for Club Members / \$30 Non-members

Feeling the summer heat? Come use your serger to make this cool and breezy dress or top. Learn gathering techniques to make this dress super fast! You may want to make several. This project will use overlock stitches.

(S) Fri / Jun 28

10:00-1:00

Serger Drawstring Bags



Instructor: Carol Schumaker

Free for Club Members / \$30 Non-members

This simple but versatile drawstring bag project can be created in many sizes. The bags can be used as gift bags, or to hold water bottles, yoga mats, or your ruler stash. You can showcase your embroidery. As a special addition, students with the coverstitch function and a belt loop binder can make their own

drawstrings and handles.

(O) Fri / Jun 28

12:00-3:00

Dimensional Bow Tie Quilt



Instructor: Melissa Pathammavong

Free for Club Members / \$30 Non-members

Quilting is not just for sewing machines anymore! Sergers are a great way to quickly and effortlessly piece together a quilt top. The dimensional bow tie block has a 3D effect and can be made into a wall hanging, table runner, or a full quilt. This project uses overlock stitches and chain stitches.

(D) Wed / Aug 21

1:00-4:00



The Remy Raglan

Instructor: Cecilia Moore


Free for Club Members / \$30 Non-members

This beginner friendly top pattern is a great addition to any wardrobe. The pattern has a relaxed fit with 2 different front options and 3 sleeve options. Made with lightweight linen or other lightweight woven fabric this top will be perfect for summer.

(S) Fri / Aug 23

10:00-1:00

REMEMBER that the D, S & O used in a club or class description refers to the location (D) = Duval (S) = Speedway (O) = Oracle



Serge It! Table Runner

Instructor: Jackie Payne

Free for Club Members / \$30 Non-members

Did you know you can quilt or piece on your serger? Join me in making this fun and fast serger table runner. We will be using decorative and utility stitches on your overlock serger.

(O) Sat / Aug 31

9:00-12:00

SEWING CLUB

Quilt As You Go Placemats



Instructor: Linda Schwartz

Free for Club Members / \$30 Non-members

Join Linda in making placemats for your home or as a gift. There is nothing more rewarding than sewing and quilting your project at the same time. It is quick and easy and before you know it your quilted project is complete in no

time at all.

(O) Fri / May 17

12:30-3:30



Ditty Bags 2.0

Ditty Bag

Instructor: Marina Lockwood

Free for Club Members / \$30 Non-members

Pretty and practical, these zippered bags with side handles and diagonal borders are quick and easy to make. The pattern includes complete instructions for bags in three sizes. **Small:** great for beauty supplies and/or personal items and fits into your purse. **Medium:** Just right and fits into larger purses or totes. Carries all sorts of

supplies. **Large:** Carries more than the basics. Spacious bag holds bottles, brushes, and more.

(D) Thu / May 2

1:00-4:00



Buttons & Plackets

Instructor: Laura Eliason

Free for Club Members / \$30 Non-members

Learn how to convert a t-shirt to a button front. In this class we will cover everything you need to know to create a button front on a shirt. We will cover fabric & stabilizer, using buttonhole attachments, how to measure and space your buttons, and how to attach your buttons.

(S) Fri / May 31

10:00-1:00



Decorative Stitches Tote

Instructor: Colleen Hughes


Free for Club Members / \$30 Non-members

Do you have a machine with all sorts of fun decorative stitches? This is the perfect class to use them to make a fun and decorative stitch tote bag. We will also be applying fun motifs for appliqué shapes. This will be a great time to use your AccuQuilt applique shapes. If you don't have any, I will bring my own personal

collection to choose a shape you may like.

(S) Tue / Jun 18

10:00-1:00



Straight & Easy Table Runner

Instructor: Annette Graham

Free for Club Members / \$30 Non-members

Have you ever wanted to try your hands at quilt piecing but didn't know where to start? Well, here is your chance. Come and join us for this "Straight & Easy" table runner featuring simple, straight stitching using 1-1/2in strips. Instructions are fully illustrated with step-by-step illustrations including a chart for optimum strip placement. Illustrated binding instructions are also included. This project can be completed in a 1-day workshop.

(O) Sat / Jun 22

9:00-12:00



Seatbelt Market Tote

Instructor: Cecilia Moore

Free for Club Members / \$30 Non-members

The market tote features 2 exterior slip pockets, a zipped gusset, and a zipped interior pocket. This tote bag exterior is made with seatbelt webbing. Seatbelt webbing is durable, easy to clean, and easy to sew on most machines. This pattern comes as a kit which also includes the seatbelt webbing and metal ring hardware.

(D) Mon / Jun 24

10:00-1:00

The following classes are taught by individuals who are solely responsible for their content. A class will be canceled if there are fewer than 3 people enrolled 72 hours before the class is scheduled. Thank you for your cooperation.

QUILTING CLASSES

Judy's Quilting Socials

Instructor: Judy Payne

Class Fee: \$30

Do you have projects that are crying out for help? Do you want to start a new project but don't know how? If you do, then these classes are for you. Each student works on their project with help from me and input from friends. All skill levels are welcome.

(O) Sat / May 4	1:00-4:00
(O) Fri / May 10	3:00-6:00
(O) Wed / May 15	3:00-6:00
(O) Sat / May 25	1:00-4:00
(O) Sat / Jun 1	1:00-4:00
(O) Fri / Jun 7	3:00-6:00
(O) Wed / Jun 12	3:00-6:00
(O) Sat / Jun 22	1:00-4:00
(O) Sat / Jun 29	1:00-4:00
(O) Sat / Jul 6	1:00-4:00
(O) Fri / Jul 12	3:00-6:00
(O) Wed / Jul 17	3:00-6:00
(O) Sat / Jul 27	1:00-4:00
(O) Sat / Aug 3	1:00-4:00
(O) Fri / Aug 9	3:00-6:00
(O) Wed / Aug 14	3:00-6:00
(O) Sat / Aug 24	1:00-4:00
(O) Sat / Aug 31	1:00-4:00



Learn to Crumb Quilt

Instructor: Judy Payne

Class Fee: \$30

We will learn to make crumb quilt blocks in several sizes. We will discuss the use of crumb blocks in everyday projects. ****Save your Scraps!*** Ask your sewing/quilting friends to

donate to the cause. Crumb quilting is FUN!

(O) Sat / May 11

1:00-3:00

(O) Mon / Jun 24

3:00-5:00



Quilter Quilt

Instructor: Judy Payne

Class Fee: \$130 for 4 classes

This is the perfect quilt to decorate your sewing room wall! This sampler style quilt features 6 different blocks to decorate the background around the fun "Quilter" writing. This quilt is enjoyable to make and comes together very fast.

(O) Tue / Jun 4, 11, 18, 25

9:00-12:00



French Roses Quilt

Instructor: Judy Payne

Class Fee: \$130 for 4 classes

This beautiful quilt uses the soft edge applique technique and is good for beginners and advanced quilters. You can choose a fun fabric collection in pastels or bright spring colors or bust out those scraps. This quilt will be a

showstopper, and everyone will want one!

(O) Tue / Jun 11, 18, 25; Jul 2

3:00-6:00

(O) Sat / Aug 3, 10, 17, 24

9:00-12:00



Make a T-Shirt Quilt Block

Instructor: Judy Payne

Class Fee: \$40

In this class you will make one T-Shirt quilt block. Learn the steps to turn your favorite t-shirts into the perfect memory quilt. This class gets you started by making one block. Once you have learned the technique, you can apply it to your next t-shirt or memory quilt.

(O) Fri / Jun 14

3:00-6:00

(O) Tue / Aug 13

9:30-12:30

Confident Beginner Quilting: Simplify Quilt

Instructor: Linda Schwartz

Class Fee (paid to instructor): \$60 for 2 classes

Want to make a quilt but don't know where to begin? Start with the "Simplify Quilt." You can use a jelly roll or fat quarter pre-cut fabric along with your favorite background. Learn to measure, cut, press and piece with an accurate quarter inch seam. This is a great beginners quilt to give you confidence to tackle your next quilt project.

(O) Sat / Jun 29; Jul 6

9:00-12:00

REMEMBER that the D, S & O used in a club or class description refers to the location **(D) = Duval (S) = Speedway (O) = Oracle**



Slice of Summer Table Runner

Instructor: Judy Payne

Class Fee: \$40

Join me in making this yummy table runner. The delicious watermelon takes us back to summers in our memories. The ants remind us that summertime is "Bug" time. Create a fun table runner or two placemats that are sure to brighten up your table or give as a gift.

(O) Sat / Jul 27
(O) Mon / Aug 12

9:00-12:00
3:00-6:00

Tie the Knot Quilt - Intermediate



Instructor: Linda Schwartz

Class Fee (paid to instructor): \$60 for 2 classes

Fat eighths, a background, and a border is all you need to have to make this quilt. If you don't have a fat eighth bundle, that's okay. Many of us have scraps that will work well. This is an easy, fast, and fun quilt to make with many possibilities. Join Linda and she will guide you every step of the way.

(O) Sat / Aug 10, 17

1:00-4:00

EMBROIDERY CLASSES



OESD Villagers Group

Instructor: Kathleen Manning

Class Fee (paid to instructor): \$100 for 4 classes or \$35 each

Take the fear out of embroidery as you create a one of a kind creation, from a winter village to an amazing tiling scene. This is the perfect class to learn basic embroidery techniques. We will work on the OESD design of your choice.

(D) Sat / May 18
(D) Sat / Jun 29
(D) Sat / Jul 27
(D) Sat / Aug 24

1:00-4:00
1:00-4:00
1:00-4:00
1:00-4:00



Shimmering Tiffany Peacock

Instructor: Ellen Morse

Class Fee (paid to instructor): \$50

Create your own exquisite Shimmering Tiffany Peacock for your home – front hall, living room, bedroom, Arizona room, and so forth. We all stop and look at peacocks because of their beauty and elegance! Imagine bringing that into your home, along with "I made it myself!" Suitable for those new to machine embroidery as the steps are logical and repetitive, simple really. It is mesmerizing to watch the peacock come alive!

(D) Wed / Jul 10
(D) Wed / Jul 31

10:00-12:00
10:00-12:00

Use this QR code to shop



and support your local store!



MACHINE ARTS CLASSES



Rope Tote

Instructor: Annette Graham

Class Fee (paid to instructor): \$40

Rope handbags are adorable, and they are fun to make. If you have a machine that can do zigzag stitches you can take part in this class. Once you see how easy it is, you can

use your imagination to create a masterpiece. We will have a few different samples so you can see that the possibilities are endless.

(O) Mon / May 20
(O) Mon / Jun 10
(O) Tue / Jul 2
(O) Wed / Aug 7

2:00-5:00
3:00-6:00
12:00-3:00
2:00-5:00

Beyond the Basic Rope Bowl

Instructor: Linda Schwartz

Class Fee (paid to instructor): \$40



In this class I will teach you the many ways to make different types of useful rope bowls, baskets, and bags for your home and as gifts. I will show you the many different types of rope available and what not to use. I will teach you how to cover rope with fabric, how to embroider on your rope bowl, and how threads and other dollar store items can make a difference in the appearance of your rope project.

(O) Fri / May 24

9:30-12:30



Jelly Roll Rug - Oval or Rectangle

Instructor: Linda Schwartz

Class Fee (paid to instructor): \$40

Oval or rectangle, the choice is yours! Jelly roll rugs are fun to make and once you know how to create them, they become addictive. In the first class you will prepare your fabric strips and in the second class you will sew your rug together. You will love how unique each rug becomes. You will

need a jelly roll, the pattern, thread, jelly roll batting and a sewing machine that will sew a zigzag and straight stitch.

(O) Sat / Jul 13, 20

1:00-3:30

SEWING CLASSES



Ruth Stadium Crossbody Bag

Instructor: Carroll Bachman **Class Fee:** \$40

The Ruth bag is made with non-woven materials and does not have a lining. This class will be focusing on making the clear vinyl bag with cork accents that can be taken to stadiums and concerts that require see through bags.

This bag can also be made with cork, and faux leather. The choice is yours. The pattern is free from Sallie Tomato. The class is 3 hours long and prework is required. The pattern can be found at Sallie Tomato (sallietomato.com). Once at the site search for Ruth. Make sure to select the pattern. There is a kit that can be purchased and used for the class.

(O) Fri / May 17
(O) Mon / Jul 22

9:00-12:00
9:00-12:00

Sewing with Lorna

Instructor: Lorna Mitchell

Class Fee: \$100 for 4 Classes (\$35 for 1 class –with available space)

These classes are for anyone who would like to build on existing sewing skills. This class has a flexible format and is geared to the individual student. Choose to make a garment, home decor item, quilting or craft project and I will provide guidance and direction through completion.

(D) Sat / May 18, 25; Jun 1, 8

9:30-11:30



Carol's Summer Skirtapalooza

Instructor: Carol Schumaker

Class Fee: \$80 for 2 classes

This is a great introduction to sewing a foundational wardrobe! During the Summer Skirtapalooza, you can choose to make a skirt each month. There are beautiful design elements to make for an interesting sewing course, including skills like sewing waistbands, darts and gathers, pockets, and zippers. There is even a class on upcycling denim jeans. By the end of the Summer Skirtapalooza you will have the skills necessary to tackle your future sewing projects with confidence. You can take one or all four classes to build your wardrobe. If you need help choosing fabrics, please see the samples at the Oracle location.

- (O) Thu / May 23, 30 **MAVE Prairie Skirt** 3:00-6:00
(O) Thu / Jun 20, 27 **Emilie A-Line Skirt** 3:00-6:00
(O) Thu / Jul 18, 25 **Anna Maria Pencil Skirt** 3:00-6:00
(O) Thu / Aug 22, 29 **Upcycled Denim Skirt** 3:00-6:00



Sewing & Craft Apron II

Instructor: Carroll Bachman

Class Fee: \$50

The Sewing and Craft Apron II class incorporates feedback from some of Cathey's Customers. The aprons are fun to make and can be used for sewing, crafts, gardening and can even be work aprons for the gentlemen. These aprons are stash busters, and some pieces are small enough that you can use fat eighths or even smaller. We will also look at different options for the waistband, use of vinyl, etc. The pattern now includes adult and child's sizes and will be provided at the time of the class. Be creative with your fabrics, choose fabrics that coordinate or even use a Fat Quarter bundle for parts of the apron.

- (O) Fri / May 24 1:00-5:00
(O) Mon / Jul 29 9:00-1:00



Fabric Mesh Tote

Instructor: Judy Payne

Class Fee: \$40

This tote is the one you've seen at all the Quilt Shows. It features your favorite fabrics with a section of mesh in the middle. The mesh comes in many beautiful colors. This sturdy tote will hold all your purchases at the next event you attend. These come together so quickly and make great gifts! You can't stop at just one!

- (O) Tue / May 28 1:00-4:00
(O) Wed / Jun 26 9:30-12:30
(O) Fri / Jul 19 3:00-6:00



Thread Catcher Pin Cushion

Instructor: Judy Payne

Class Fee: \$40

Everyone needs one of these! We have all seen them in the Cathey's classrooms. This project is both a weighted pincushion that can be embellished with embroidery or stitching and a handy thread catcher/trash bin. Make one to have at each sewing machine and one for each friend too.

- (O) Mon / Jun 17 3:00-6:00
(O) Fri / Jul 26 9:00-12:00
(O) Tue / Aug 20 9:30-12:30



Fabric Manipulation Tote

Instructor: Judy Payne

Class Fee: \$70 for 2 classes

Join me in making this fun tote using a new technique, fabric manipulation. This will give your tote dimension and a feel of waves. Find a fun collection or use up those scraps! Let's get ready to learn something new!

- (O) Wed / Jun 19, 26 2:00-5:00
(O) Mon / Jul 29; Aug 6 2:00-5:00




Intro to Apparel

Instructor: Carol Schumaker

Class Fee: \$130 for 4 classes

New to sewing? Learn apparel construction techniques as we create a sample book. We will cover basic seams and hems, clothing shaping using darts, fasteners from buttons to zippers, and pattern reading. Includes learning about terminology, tools and equipment, creating a sample book, and pressing techniques. Level: Beginner.

- (O) Tue / Jul 9, 16, 23, 30 2:30-5:30



Textiles

Instructor: Carol Schumaker

Class Fee: \$80 for 2 classes + Kit

Ever wanted to buy fabric online, but aren't sure what it feels like? Experience dozens of different fabrics hands-on by creating a fabric swatch collection in this class. Designed exclusively for home sewers, we will study textiles, fiber content, fabric construction, finishes and techniques. Level: Beginner

- (O) Mon / Jul 15, 22 3:00-6:00
(O) Fri / Aug 16, 23 3:00-6:00



Thread Catcher Bag

Instructor: Colleen Hughes

Class Fee (paid to instructor): \$30

Are you tired of picking up all the random fabric scraps, threads & pins from your sewing room floor? Then this is the perfect class for you. Come and make your very own thread catcher bag using your favorite fabrics.

- (S) Sat / Jul 27 1:30-3:30

**Love Giving Back? We do!
Check out pgs 12-13!**

REMEMBER that the D, S & O used in a club or class description refers to the location (D) = Duval (S) = Speedway (O) = Oracle

Karen's Sewing Classes

***CLASSES FULL - GET ON THE WAITING LIST TODAY!**

Instructor: Karen Coyne

**Class Fee (paid to instructor): \$80 for 4 sessions
(\$30 for 1 class - with available space)**

These classes are for anyone who has completed pre-sewing basics or would like to build on existing skills. All skill levels are welcome! The format is flexible and geared to each student. Choose to make a garment, home decor item, or quilting project. Sergers as well as sewing machines projects are welcome. These classes are in high demand and space is limited. Please contact Karen at kcsewfine20@yahoo.com to join the waiting list. Below are days and times of the week that these sewing classes are offered.

(S) Monday	3:00-5:00
(S) Wednesday	9:30-11:30
(S) Thursday	9:30-11:30

Rose's Sewing Classes

Instructor: Rose Skelly

**Class Fee (paid to instructor): \$120 for 4 - 3 hr sessions
(\$40 for 1 class - with available space)**

\$80 for 4 - 2 hr sessions (\$30 for 1 class - with available space)



These classes are for anyone who is a beginner sewist OR for anyone who would like to build on their existing sewing skills. All skill levels are welcome. The format is flexible and geared to each student. Choose to make a garment, home decor, craft, or quilting project, fitting, learn alterations or finish up those projects sitting on your shelf! If desired, bring something different each week. Serger and embroidery projects are

welcome as well. These classes are in high demand and space is limited. Please contact Rose at roseskelly@hotmail.com to find out availability. Below are days and times of the week that these sewing classes are offered.

(O) Monday	9:00-12:00
(O) Wednesday	6:00-8:00
(O) Thursday	9:00-12:00

SPECIALTY CLASSES

ScanNCut: Canvas Workspace 101

Canvas what?

How does it work?

You mean I can do that ?!?!?



Instructor: Dalene Shacklett

Class Fee (paid to instructor): \$30

What is Canvas Workspace? How do I create an account? How much does it cost? HOW DO I USE IT?! This class is all about learning the basics of Canvas Workspace, a FREE program for you to use with your ScanNCut. The possibilities are endless!

(D) Thu / Aug 15	2:00-4:00
(S) Thu / Jul 23	10:00-12:00

Mastering your Machine with Kathleen (MYM)

These classes are for owners of Brother machines equipped with My Design Center and Baby Lock machines with IQ-designer. During these classes we will learn how to get the most out of your investment by teaching the building blocks to creating anything your heart desires in the design application within your machine. With some fundamental tools that your machine already provides, Kathleen will walk you step-by-step through three different projects helping and enhancing your knowledge of your magnificent machine. The required book costs \$249.99 but with the purchase of a MYM class it will be discounted to \$199.99!



MYM Embossed Towel

Instructor: Kathleen Manning

Class Fee (paid to instructor): \$40

Give your machine the opportunity to "wow" you by using the design center feature built into your machine to create the classic look of embossing without having to purchase a pre-made design. This class will teach you how to design your own shapes using the shape creating tool. Once you've learned this, you can apply it to many other things, giving your embroidery that special personalized touch!

(D) Thu / May 23	1:00 -4:00
------------------	------------



MYM Flower Towel

Instructor: Kathleen Manning

Class Fee (paid to instructor): \$40

In this class, we will touch on some more intermediate concepts to enhance your knowledge of your machine. We will go over line and region fills using built in shapes and open and closed drawing tools while creating this whimsical tea towel. Plus, create and embroider your signature as part of the design to add a personal touch to your future creations.

(D) Wed / Jun 26	1:00-4:00
------------------	-----------



MYM Fancy Fills Pouch

Instructor: Kathleen Manning

Class Fee (paid to instructor): \$40

In this class, we will touch on some more advanced concepts to enhance your knowledge of your machine. We will go over how to develop an in the hoop project, adding decorative fills and decorative line stitches. You will learn how to create a stitch design to insert zippers into the pouch.

(D) Fri / Aug 23	1:00-4:00
------------------	-----------

Sue Ann's Garment Trunk Show

Instructor: Sue Ann Obremski

Class Fee: \$10

Sue will show you how to embellish ready-made clothing by adding designs from your fabric scraps, threads, and more. Have no fear, fun will be had by one and all, with surprise handouts.

(D) Wed / Jul 24	9:30-12:00
------------------	------------



at **Down
the
Block**



KID'S CLASSES



Kids 3-Seam Pillowcase

Instructor: Judy Payne **Class Fee:** \$30

Everyone needs a pillowcase! What a great gift for all your friends. Make one for each guest at your next sleepover. This pillowcase has only 3 seams and is sometimes called the burrito method. This project comes together in just a couple of hours and is so much fun!

- | | |
|------------------|------------|
| (O) Sat / May 18 | 1:00-3:00 |
| (O) Fri / Jun 7 | 12:00-2:00 |
| (O) Tue / Jul 2 | 9:30-11:30 |



Kids Snap Pouch

Instructor: Judy Payne **Class Fee:** \$30

This fun and easy pouch is just what you need! It is the perfect gift that fits in any purse or backpack. Use it to carry change, jewelry, or anything small that you don't want to lose. They come together quickly and it's a surprise what keeps them "snapped" together.

- | | |
|------------------|------------|
| (O) Wed / May 29 | 3:00-5:00 |
| (O) Fri / Jun 14 | 12:00-2:00 |
| (O) Tue / Jul 9 | 9:30-11:30 |



You & Me Classes

Instructor: Judy Payne **Class Fee:** \$40

The You & Me classes are for a beginner sewist ages 6 to 15 years old and an adult. It could be a Mom, Grandma, Aunt or even a friend. Cathey's will provide a machine for the beginning sewist to use during class.

- | | | |
|------------------|----------------------------|-----------|
| (O) Fri / May 31 | Potholder | 3:00-6:00 |
| (O) Fri / Jun 28 | Tote | 3:00-6:00 |
| (O) Fri / Jul 26 | Reading Pillow | 3:00-6:00 |
| (O) Fri / Aug 30 | Water Bottle Holder | 3:00-6:00 |



My 1st Quilt for Kids

Instructor: Judy Payne
Class Fee: \$100 for 3 classes

Join the fun and make your 1st quilt! This very simple "Row Quilt" is made with all straight seams. Select your fabric from a collection, a favorite color, or all the things you love. This quilt is a 3-yard quilt. We will go over quilting terms, tools, and techniques such as rotary cutting, ironing, and the importance of a quarter inch seam. These will make the perfect gift and everyone you know will want one!

- | | |
|---------------------------------|-----------|
| (O) Mon, Tue, Wed / Jun 3, 4, 5 | 3:00-6:00 |
|---------------------------------|-----------|



Scrunchies

Instructor: Melissa Pathammavong

Class Fee (paid to instructor): \$50

Hair scrunchies are back in style and super easy to make. With a small amount of fabric and a little elastic you can have a pile of scrunchies to choose from in no time. This class is for kids ages 8-18 and all students will need to bring their own sewing machine. If you don't have a sewing machine please contact the instructor. The class fee includes thread, fabric and notions needed to complete the project.

- | | |
|------------------|-----------|
| (S) Fri / Jun 14 | 3:00-5:00 |
|------------------|-----------|



Bookmarks

Instructor: Melissa Pathammavong

Class Fee (paid to instructor): \$50

There is no need to buy a bookmark again. With some scraps of fabric and a little string, you can make a one of a kind fabric bookmark. This class is for kids ages 8-18 and all students will need to bring their own sewing machine. If you don't have a sewing machine please contact the instructor. The class fee includes thread, fabric and notions needed to complete the project.

- | | |
|------------------|-----------|
| (S) Mon / Jun 17 | 3:00-5:00 |
|------------------|-----------|



Book Pillow

Instructor: Melissa Pathammavong

Class Fee (paid to instructor): \$55

Have you ever wanted a pillow that was comfortable and could hold your book? Then look no further than this book pillow. It is large enough to lean up against while reading and has a convenient pocket on the front to hold your book when you are finished reading. This class is for kids ages 8-18 and all students will need to bring their own sewing machine. If you don't have a sewing machine please contact the instructor. The class fee includes thread, fabric and notions needed to complete the project.

- | | |
|------------------|-----------|
| (S) Tue / Jun 18 | 3:00-5:00 |
|------------------|-----------|



Pillowcase

Instructor: Melissa Pathammavong

Class Fee (paid to instructor): \$55

Come make your own one of a kind pillowcase that would be great for sleepovers or on your family road trip. With a few straight seams this pillow comes together so fast you will want to make one for all your friends. This class is for kids ages 8-18 and all students will need to bring their own sewing machine. If you don't have a sewing machine please contact the instructor. The class fee includes thread, fabric and notions needed to complete the project.

- | | |
|------------------|-----------|
| (S) Wed / Jun 19 | 3:00-5:00 |
|------------------|-----------|





Kids Fabric Mesh Tote

Instructor: Judy Payne **Class Fee:** \$40

Looking for the perfect beach tote or bag to take to the pool? Well, here you go! This fun fabric and mesh tote comes together quickly. We have every color in the rainbow to choose from for the mesh and you can pick your favorite fabrics to bring it all together. Use it as a sleepover tote, carry

books or just about anything.

(O) Fri / Jun 21

12:00-3:00

(O) Tue / Jul 16

9:30-12:30

(O) Wed / Jul 31

2:00-5:00



Beanbag Chickens

Instructor: Melissa Pathammavong

Class Fee (paid to instructor): \$50

These bean bag chickens are fun to toss and cute to look at. This project is so easy you will want to make one in every color. This class is for kids ages 8-18 and all students will need to bring their own sewing machine. If you don't have a sewing machine please contact the instructor. The class fee includes thread, fabric and notions needed to complete the project.

(S) Fri / Jun 21

3:00-5:00



Zipper Pouch

Instructor: Melissa Pathammavong

Class Fee (paid to instructor): \$50

Do you need a place to keep your small items organized? Then this fast and easy zippered pouch is just what you need. With enough space to hold all your trinkets you may find yourself making more than one! This class is for kids ages 8-18 and all students will need to bring their own sewing machine. If you don't have a sewing machine please contact the instructor. The class fee includes thread, fabric and notions needed to complete the project.

(S) Mon / Jun 24

3:00-5:00



Pencil & Notebook Holder

Instructor: Melissa Pathammavong

Class Fee (paid to instructor): \$50

This quick and easy pencil and notebook holder will keep all your writing supplies and notebook in one place. You can also customize the amount and size of spaces you want. This class is for kids ages 8-18 and all students will need to bring their own sewing machine. If you don't have a sewing machine please contact the instructor. The class fee includes thread, fabric and notions needed to complete the project.

(S) Wed / Jun 26

3:00-5:00



Roll Up Pencil Holder


Instructor: Melissa Pathammavong

Class Fee (paid to instructor): \$50

Do all of your pencils and pens fall to the bottom of your backpack? Not anymore! This pencil holder helps keep your pencils and pens organized and in place. This class is for kids ages 8-18 and all students will need to bring their own sewing machine. If you don't have a sewing machine please contact the instructor. The class fee includes thread, fabric and notions needed to complete the project.

(S) Fri / Jun 28

3:00-5:00



Reversible Cross Body Tote

Instructor: Melissa Pathammavong

Class Fee (paid to instructor): \$55

With this reversible cross body bag you can have 2 bags in one. All you have to do is flip the bag inside out and you will have a new bag. With no seams you will have a clean edge no matter which side is flipped out. This class is for kids ages 8-18 and all students will need to bring their own sewing machine. If you don't have a sewing machine please contact the instructor. The class fee includes thread, fabric and notions needed to complete the project.

(S) Mon / Jul 8

3:00-5:00



Reusable Snack Pouch

Instructor: Melissa Pathammavong

Class Fee (paid to instructor): \$60

Do you need a place to keep your snack? Then this snack pouch is what you need. With vinyl lining this snack pouch can be used for any type of snack. It is also washable! This class is for kids ages 8-18 that have taken at least one other kids class with the instructor. All students will need to bring their own sewing machine. If you don't have a sewing machine please contact the instructor. The class fee includes thread, fabric and notions needed to complete the project.

(S) Wed / Jul 10

3:00-5:00



Drawstring Bag


Instructor: Melissa Pathammavong

Class Fee (paid to instructor): \$60

This drawstring bag is great for sleepovers or going to the beach. With a large size and a small zippered pocket on the front, you can carry all the essentials you need while traveling. This class is for kids ages 8-18 that have taken at least one other kids class with the instructor. All students will need to bring their own sewing machine. If you don't have a sewing machine please contact the instructor. The class fee includes thread, fabric and notions needed to complete the project.

(S) Thu / Jul 11

3:00-5:00



Quilt as you Go Placemats

Instructor: Melissa Pathammavong

Class Fee (paid to instructor): \$60

Quilting is easy to learn when using the quilt as you go method. These placemats go together fast with the pattern preprinted on the batting. There is even a built-in pocket for your utensils! This class is for kids ages 8-18 and all students will need to bring their own sewing machine. If you don't have a sewing machine please contact the instructor. The class fee includes thread, fabric and notions needed to complete the project.

(S) Fri / July 12

3:00-5:00

NEED A REPAIR?

Don't wait! Contact us today
for all your sewing and vacuum repair needs!

REMEMBER that the D, S & O used in a club or class description refers to the location (D) = Duval (S) = Speedway (O) = Oracle



Quilted Water Bottle Carrier

Instructor: *Melissa Pathammavong*

Class Fee (paid to instructor): \$60

This water bottle carrier gives you the ability to be handsfree wherever you go. This pattern can be made for any size of water bottle, making it great for gift giving. This class is for kids ages 8-18 and all students will need to bring their own sewing machine. If you don't have a sewing machine please contact the instructor. The class fee includes thread, fabric and notions needed to complete the project.

(S) Mon / Jul 15

2:00-5:00



Banded Skirt

Instructor: *Melissa Pathammavong*

Class Fee (paid to instructor): \$75

This skirt is easy to put together. With an elastic band and customizable length, you could make one for every day of the week.

This class is for kids ages 8-18 and all students will need to bring their own sewing machine. If you don't have a sewing machine please contact the instructor. The class fee includes thread, fabric and notions needed to complete the project.

(S) Mon / Jul 22

2:00-5:00



Pajama Pants for Kids

Instructor: *Melissa Pathammavong*

Class Fee (paid to instructor): \$85

Make a pair of pajama pants for your next sleepover. These pants are constructed with just 4 seams! You will want to make a pair for your whole family and even your friends. This class is for kids ages 8-18 that have taken at least one other kids class with the instructor. All students

will need to bring their own sewing machine. If you don't have a sewing machine please contact the instructor. The class fee includes thread, fabric and notions needed to complete the project.

(S) Wed / Jul 24

2:00-5:00



HAPPY
4th of July
and 46th
Anniversary
SALE!

Saturday
July 6th
from 11am - 2pm

HOT ANNIVERSARY
PRICING at ALL
4 LOCATIONS!

HOT DOGS & SODAS
from 11am-2pm at the
5701 E Speedway Blvd,
Oracle & Duval locations!
(Down the Block will NOT have hot dogs.)

SAVE THESE DATES!

FREE EVENT!
PRIZES!

CATHEY'S
TECH PARTIES!

SNACKS!
REFRESHMENTS!

Join Cathey's and **special Tech Party guru George Moore of Moore's Sewing** for the most recent revelations from Brother, Baby Lock, Bernina, Janome, Viking, and more during the national conventions.

Whether your interest is quilting, garment construction, embroidery or crafting, this event should not be missed.

Thu, Sept 19th from 9am-12pm or 2-5pm at the Gaslight Music Hall of Oro Valley / 13005 N Oracle Rd #165

Fri, Sept 20th from 9am-12pm or 2-5pm at Down the Block by Cathey's / 5158 E Speedway Blvd

Sat, Sept 21st from 9am-12pm or 2-5pm at Cathey's Duval Store / 18805 I-19 S Frontage Rd B103, Sahuarita

Appetizers will be served at both sessions.

This event is free! REGISTRATION OPENS JULY 1st!

Introducing

Down
the
Block

SEWING &
QUILTING
by Cathey's

Your Ultimate Sewing & Quilting Destination!

We are thrilled to announce the opening of Down the Block Sewing & Quilting by Cathey's – a creative spot for all sewing & quilting enthusiasts! Located down the block from our central location at **5851 E. Speedway Blvd.**, Down the Block is more than just a retail space; it's a center for creativity and community.

Discover Down the Block!

Step into our newest store and explore our carefully curated collection of quilting & sewing essentials. From state-of-the-art long arm quilting machines to unique one-of-a-kind finds from our selection of previously loved machines, we have the machine you need at the best prices.

Special Highlights!

Previously Loved Machines: Find your perfect match among our selection of used machines. All Previously Loved machines are guaranteed by Cathey's! **Sewing Cabinets:** Organize your space in style with our range of functional and fashionable sewing cabinets. **Closeout Machines:** Don't miss out on incredible deals with our selection of closeout machines, offering unbeatable savings!

Events Center – *But that's not all!*

Down the Block isn't just a retail space – it's a destination! Our versatile event center is the perfect place for us to host workshops, classes, and community gatherings. Stay tuned for exciting events and opportunities to connect with fellow sewing enthusiasts!

Stay Connected for News on the Opening!

Follow us on social media and sign up for our newsletter to stay updated on all things regarding Down the Block. Whether you're a seasoned pro or just starting out on your sewing journey, we can't wait to welcome you to our newest location! We will be opening Mid May and there will be exclusive discounts, giveaways, and doorbuster deals! See you there.



ALL THREE DAYS WILL BE HELD AT CATHEY'S NEW LOCATION!



SEWING & QUILTING
by Cathey's

at 5851 E. Speedway Blvd.

Thursday, July 18 & Friday, July 19 9am-5pm

Kimberbell's Two Day "North Pole Tier Tray" Sit N' Sew!

\$199 includes machines, project kit, continental breakfast, lunch, snacks and refreshments both days!

This year's Christmas in July features Kimberbell's "North Pole Tier Tray" class on Thursday and Friday and taught by our very own Carly Timpf! Students will enjoy hands-on learning while creating projects with classmates in a fun team-sewing environment.

Saturday, July 20 11am-2pm

Cathey's Traditional Christmas in July Extravaganza

\$49 includes lunch, snacks, and refreshments

[\$10 will be donated to Tucson Unified School District (TUSD)]

The party continues on Saturday with the traditional customer and staff challenge showcase PLUS entertainment, amazing treats, prizes, and of course a visit from Santa Claus! Anyone can attend Saturday's Extravaganza! Participation in the challenge is not required!



At Kimberbell's two-day machine embroidery event, you'll receive the Attendee Project Kit to make this beautiful Christmas display with 12 dimensional projects!

Amanda Carita, founder of Amanda's Bundles, will have a pop-up store all 3 days of our event!

REGISTER FOR ALL THREE DAYS FOR \$238
Call or stop by any location to register!

This year's event benefits the **TUCSON UNIFIED SCHOOL DISTRICT**

Donations are one of the most critical components in maintaining the success of Tucson Unified's Family Resource Centers and Clothing Bank. The clothing banks are stocked almost exclusively with donations for school-aged children. Monetary donations are used to purchase items such as new socks and underwear. Other types of donations accepted are school supplies, backpacks, jackets, toys and household items. Donations of time are also important, as volunteers help the resource centers operate. Your donations of clothing, funds, and time can help to ensure the basic needs of our students are met, allowing them to focus on taking full advantage of their educational opportunities.

This year's challenge is to create Backpacks for TUSD students!

Customers and staff are challenged to create backpacks using the Buckthorn pattern by Noodlehead which will be donated to TUSD students. The pattern for the backpack will be available at all locations for purchase on May 1st. A percentage of the pattern sales will be donated to TUSD.



Amanda Carita



Amanda's Bundles fabric, strapping, and hardware will be available at all locations on May 1st for your backpack(s)! Amanda will ALSO be donating a percentage of her sales to TUSD!

We will also be collecting school supplies starting May 1st at all Cathey's locations for the TUSD school district!

Bring your backpack(s) to the Christmas in July Extravaganza on Saturday, July 20th.

Voting and winners will be announced at the event.

Challenge winners will receive Cathey's Gift Cards and TUSD will receive a matching cash donation!

Challenge Categories

Above and Beyond Award (\$100 Gift Card) Who can make the most backpacks for the students? Then choose your favorite backpack to enter in the challenge below.

Backpack Challenge Categories

Best Extracurricular Embroidery (\$50 Cathey's Gift Card)

Use your embroidery machine to create a stunning backpack any student will love.

Best Decorative Stitches Scholar (\$50 Cathey's Gift Card)

Use the decorative stitches on your machine to make this backpack stand out from the crowd!

Most Creative (\$50 Cathey's Gift Card)

Originality is key when creating this backpack. Pull out all the stops on this one and WOW everyone!

Best use of Embellishments (\$50 Cathey's Gift Card)

Choose embellishments that anyone would love to show off at school!

Best use of Amanda's Bundles Materials (\$100 Amanda's Bundles Gift Card)

Get creative with Amanda's Bundles materials to make all the students envious!

Top of the Class (\$100 Cathey's Gift Card)

Tap into all your creative juices and create an incredible backpack that is a true show stopper!

MAY 2024 • SPEEDWAY LOCATION

Sunday	Monday	Tuesday	Wednesday	Thursday	Friday	Saturday
			1 9:30 – 11:30am Karen's Sewing	2 9:30 – 11:30am Karen's Sewing	3 10am – 12pm Pfaff / Viking Top Line EMB 1 – 3pm Floriani Total Control #2	4 10am – 12pm Brother / Baby Lock Mid Line EMB
5	6 10am – 12pm Brother / Baby Lock Mid Line BASICS 3 – 5pm Karen's Sewing	7 10am – 12pm Janome Top Line BASICS 2 – 4pm ScanNCut BASICS	8 9:30 – 11:30am Karen's Sewing 2 – 4pm Brother / Baby Lock Top Line BASICS	9 9:30 – 11:30am Karen's Sewing 2 – 4pm Basic Computerized	10 10am – 12pm Pfaff / Viking Top Line ADV EMB	11 10am – 12pm Pfaff / Viking Top Line BASICS
12	13 10am – 12pm Brother / Baby Lock Mid Line CREATIVE 3 – 5pm Karen's Sewing	14 10am – 12pm Janome Top Line CREATIVE	15 9:30 – 11:30am Karen's Sewing 2 – 4pm Brother / Baby Lock Top Line CREATIVE	16 9:30 – 11:30am Karen's Sewing 2 – 4pm Mechanicals	17 10am – 12:30pm Serger Overlock Basics	18 10am – 12pm Pfaff / Viking Top Line CREATIVE
SEWING REVOLUTION						
19	20 10am – 12pm Brother / Baby Lock Mid Line EMB 3 – 5pm Karen's Sewing	21 1 – 4pm EMBROIDERY CLUB: Eiffel Tower (FSL)	22 9:30 – 11:30am Karen's Sewing 2 – 4pm Brother / Baby Lock Top Line EMB	23 9:30 – 11:30am Karen's Sewing 2 – 4pm Pfaff / Viking Mid Line BASICS	24 10am – 12:30pm Serger Coverstitch BASICS 2 – 4pm Brother / Baby Lock Multi/Single Needle Embroidery#1	25 10am – 12pm Pfaff / Viking Top Line EMB
26	27 Happy Memorial Day CLOSED	28 10am – 12pm Janome Top Line EMB	29 9:30 – 11:30am Karen's Sewing 2 – 4pm Brother / Baby Lock Top Line ADV EMB	30 9:30 – 11:30am Karen's Sewing 2 – 4pm Viking / Pfaff Mid Line CREATIVE	31 10am – 1pm SEWING CLUB: All About Buttons 2 – 4pm Brother / Baby Lock Multi/Single Needle Embroidery#2	

June 2024 • SPEEDWAY LOCATION

Sunday	Monday	Tuesday	Wednesday	Thursday	Friday	Saturday
						1 10am – 12pm Pfaff / Viking Top Line ADV EMB
2	3 10am – 12pm Pfaff / Viking Top Line BASICS 3 – 5pm Karen's Sewing	4 2 – 4pm Brother / Baby Lock Mid Line BASICS	5 9:30 – 11:30am Karen's Sewing 2 – 4pm Janome Mid Line BASICS	6 9:30 – 11:30am Karen's Sewing 2 – 4pm Brother / Baby Lock Top Line BASICS	7 10am – 12pm Basic Computerized	8
9	10 10am – 12pm Pfaff / Viking Top Line CREATIVE 3 – 5pm Karen's Sewing	11 10am – 12pm Floriani FTCU Software #1 2 – 4pm Brother / Baby Lock Mid Line CREATIVE	12 9:30 – 11:30am Karen's Sewing 2 – 4pm Janome Mid Line CREATIVE	13 9:30 – 11:30am Karen's Sewing 2 – 4pm Brother / Baby Lock Top Line CREATIVE	14 10am – 12pm Mechanicals 3 – 5pm Scrunchies	15
16	17 10am – 12pm Pfaff / Viking Top Line EMB 3 – 5pm Bookmarks	18 10am – 1pm SEWING CLUB: Decorative Stitch Tote 3 – 5pm Book Pillow	19 3 – 5pm Pillow Case	20 2 – 4pm Brother / Baby Lock Top Line EMB	21 10am – 12pm Pfaff / Viking Mid Line BASICS 3 – 5pm Bean Bag Chickens	22 10am – 12:30pm Serger Overlock Basics
23	24 10am – 12pm Pfaff / Viking Top Line ADV EMB 3 – 5pm Zipper Pouch	25 10am – 12pm Floriani FTCU Software #2 2 – 4pm Brother / Baby Lock Mid Line EMB	26 3 – 5pm Pencil & Notebook Case	27 2 – 4pm Brother / Baby Lock Top Line ADV EMB	28 10am – 1pm SERGER CLUB: Marcel Dress & Tank Top 3 – 5pm Roll Up Pencil Holder	29 10am – 12:30pm Serger Coverstitch BASICS
30						

JULY 2024 • SPEEDWAY LOCATION

Sunday	Monday	Tuesday	Wednesday	Thursday	Friday	Saturday
	1	2	3	4	5	6
				Happy Fourth of July CLOSED	10am – 12pm Viking / Pfaff Mid Line CREATIVE	10am – 12pm Basic Computerized 46th Anniversary Sale!
7	8	9	10	11	12	13
	3 – 5pm Reversible Crossbody Tote	10am – 12pm Brother / Baby Lock Multi/Single Needle Embroidery#1 2 – 4pm Pfaff / Viking Top Line BASICS	10am – 12pm Brother / Baby Lock Mid Line BASICS 3 – 5pm Reusable Snack Pouch	10am – 12pm Janome Top Line BASICS 3 – 5pm Drawstring Bag	10am – 12pm Brother / Baby Lock Top Line BASICS 3 – 5pm Quilt As You Go Placemat	10am – 12pm Mechanicals
14	15	16	17	18	19	20
	2 – 5pm Quilted Water Bottle Carrier	10am – 12pm Brother / Baby Lock Multi/Single Needle Embroidery#2 2 – 4pm Pfaff / Viking Top Line CREATIVE	10am – 12pm Brother / Baby Lock Mid Line CREATIVE	Christmas in July Sit N' Sew		Christmas in July
21	22	23	24	25	26	27
	10am – 12:30pm Sergers Overlock Basics 2 – 5pm Banded Skirt	10am – 12pm SNC Canvas Workspace 101 2 – 4pm Pfaff / Viking Top Line EMB	10am – 12pm Brother / Baby Lock Mid Line EMB 2 – 5pm Pajama Pants	10am – 12pm Janome Top Line CREATIVE	10am – 12pm Brother / Baby Lock Top Line CREATIVE	10am – 12pm Pfaff / Viking Mid Line BASICS 1:30 – 3:30pm Thread Catcher Bag
28	29	30	31			
	10am – 12:30pm Sergers Coverstitch BASICS	2 – 4pm Pfaff / Viking Top Line ADV EMB				

AUGUST 2024 • SPEEDWAY LOCATION

Sunday	Monday	Tuesday	Wednesday	Thursday	Friday	Saturday
				1	2	3
				10am – 12pm Janome Top Line EMB	10am – 12pm Brother / Baby Lock Top Line EMB	10am – 12pm Viking / Pfaff Mid Line CREATIVE
4	5	6	7	8	9	10
	10am – 12pm Basic Computerized 3 – 5pm Karen's Sewing		9:30 – 11:30am Karen's Sewing 2 – 4pm Pfaff / Viking Top Line BASICS	9:30 – 11:30am Karen's Sewing 2 – 4pm Brother / Baby Lock Mid Line BASICS	10am – 12pm Brother / Baby Lock Top Line ADV EMB 2 – 4pm Floriani FTCU Software#1	10am – 12pm Brother / Baby Lock Top Line BASICS
11	12	13	14	15	16	17
	10am – 12pm Mechanicals 3 – 5pm Karen's Sewing		9:30 – 11:30am Karen's Sewing 2 – 4pm Pfaff / Viking Top Line CREATIVE	9:30 – 11:30am Karen's Sewing 1 – 4pm EMBROIDERY CLUB: Creative Lettering & More	10am – 12pm Janome Mid Line BASICS	10am – 12pm Brother / Baby Lock Top Line CREATIVE
18	19	20	21	22	23	24
	10am – 12pm Pfaff / Viking Mid Line BASICS 3 – 5pm Karen's Sewing	2 – 4:30pm Sergers Overlock BASICS	9:30 – 11:30am Karen's Sewing 2 – 4pm Pfaff / Viking Top Line EMB	9:30 – 11:30am Karen's Sewing 2 – 4pm Brother / Baby Lock Mid Line CREATIVE	10am – 1pm SERGER CLUB: Remy Raglan Top 2 – 4pm Floriani FTCU Software #2	10am – 12pm Brother / Baby Lock Top Line EMB
25	26	27	28	29	30	31
	10am – 12pm Viking / Pfaff Mid Line CREATIVE 3 – 5pm Karen's Sewing	2 – 4:30pm Sergers Coverstitch BASICS	9:30 – 11:30am Karen's Sewing 2 – 4pm Pfaff / Viking Top Line ADV EMB	9:30 – 11:30am Karen's Sewing 2 – 4pm Brother / Baby Lock Mid Line EMB	10am – 12pm Janome Mid Line CREATIVE	10am – 12pm Brother / Baby Lock Top Line ADV EMB

MAY 2024 • ORACLE LOCATION

Sunday	Monday	Tuesday	Wednesday	Thursday	Friday	Saturday
			1 9 – 11am Brother / Baby Lock Mid Line EMB 6 – 8pm Rose's Sewing	2 9am – 12pm Rose's Sewing 3 – 6pm The Daphne Handbag	3	4 9 – 11am Brother / Baby Lock Top Line BASIC 1 – 4pm Judy's Quilting Social
5	6 9am – 12pm Rose's Sewing 12:30 – 2:30pm Janome Midline BASIC	7 10am – 12pm Pfaff / Viking Top Line BASIC 12:30 – 2:30pm Brother / Baby Lock Mid Line BASIC	8 9:30 – 11:30am Serger Overlock Basics 6 – 8pm Rose's Sewing	9 9am – 12pm Rose's Sewing 12:30 – 2:30pm Bernina Top Line BASIC 3 – 5pm Mechanicals	10 9:30am – 12:30pm EMBROIDERY CLUB: Freestanding Lace Flower Earrings 3 – 6pm Judy's Quilting Social	11 9 – 11am Brother / Baby Lock Top Line CREATIVE 1 – 3pm Learn to Crumb Quilt
12	13 9am – 12pm Rose's Sewing 12:30 – 2:30pm Janome Midline CREATIVE	14 10am – 12pm Pfaff / Viking Top Line CREATIVE 12:30 – 2:30pm Brother / Baby Lock Mid Line CREATIVE	15 9:30 – 11:30am Serger Coverstitch BASICS 3 – 6pm Judy's Quilting Social 6 – 8pm Rose's Sewing	16 9am – 12pm Rose's Sewing 12:30 – 2:30pm Bernina Top Line CREATIVE 3 – 5pm Basic Computerized	17 9am – 12pm Ruth Stadium Crossbody Bag 12:30 – 3:30pm SEWING CLUB: QAYG Placemats	18 9 – 11am Brother / Baby Lock Top Line EMB 1 – 3pm Kid's 3 Seam Pillowcase
19	20 9am – 12pm Rose's Sewing 2 – 5pm Rope Tote	21 10am – 12pm Pfaff / Viking Top Line EMB 12:30 – 2:30pm Brother / Baby Lock Mid Line EMB	22 10am – 12pm Pfaff / Viking Mid Line BASIC 6 – 8pm Rose's Sewing	23 9am – 12pm Rose's Sewing 12:30 – 2:30pm Bernina Top Line EMB 3 – 6pm Carol's Summer Skirtapalooza	SEWING REVOLUTION	
26	27 Happy Memorial Day CLOSED	28 10am – 12pm Pfaff / Viking Top Line ADV EMB 1 – 4pm Fabric Mesh Tote	29 10am – 12pm Pfaff / Viking Mid Line CREATIVE 3 – 5pm Kid's Snap Pouch 6 – 8pm Rose's Sewing	30 9am – 12pm Rose's Sewing 3 – 6pm Carol's Summer Skirtapalooza	31 9 – 11am Bernina Mid Line BASIC 3 – 6pm You & Me Class - Potholder	25 9 – 11am Brother / Baby Lock Top Line ADV EMB 1 – 4pm Judy's Quilting Social

June 2024 • ORACLE LOCATION

Sunday	Monday	Tuesday	Wednesday	Thursday	Friday	Saturday
						1 9 – 11am Mechanicals 1 – 4pm Judy's Quilting Social
2	3 9am – 12pm Rose's Sewing 12:30 – 2:30pm Pfaff / Viking Top Line BASIC 3 – 6pm My 1st Quilt for Kids	4 9am – 12pm "Quilter" Quilt 12:30 – 2:30pm Serger Overlock Basics 3 – 6pm My 1st Quilt for Kids	5 9:30 – 11:30am Brother / Baby Lock Mid Line BASIC 3 – 6pm My 1st Quilt for Kids 6 – 8pm Rose's Sewing	6 9am – 12pm Rose's Sewing 12:30 – 2:30pm Brother / Baby Lock Top Line BASIC	7 9 – 11am Bernina Mid Line CREATIVE 12 – 2pm Kid's 3 Seam Pillowcase 3 – 6pm Judy's Quilting Social	8 9 – 11am Basic Computerized
9	10 9am – 12pm Rose's Sewing 12:30 – 2:30pm Pfaff / Viking Top Line CREATIVE 3 – 6pm Rope Tote	11 9am – 12pm "Quilter" Quilt 12:30 – 2:30pm Serger Coverstitch Basics 3 – 6pm French Roses Quilt	12 9:30 – 11:30am Brother / Baby Lock Mid Line CREATIVE 3 – 6pm Judy's Quilting Social 6 – 8pm Rose's Sewing	13 9am – 12pm Rose's Sewing 12:30 – 2:30pm Brother / Baby Lock Top Line CREATIVE	14 9:30 – 11:30am Janome Top Line BASIC 12 – 2pm Kid's Snap Pouch 3 – 6pm Make a T-Shirt Quilt Block	15
16	17 9am – 12pm Rose's Sewing 12:30 – 2:30pm Pfaff / Viking Top Line EMB 3 – 6pm Thread Catcher Pin Cushion	18 9am – 12pm "Quilter" Quilt 12:30 – 2:30pm Pfaff / Viking Mid Line BASIC 3 – 6pm French Roses Quilt	19 9:30 – 11:30am Brother / Baby Lock Mid Line EMB 2 – 5pm Fabric Manipulation Tote 6 – 8pm Rose's Sewing	20 9am – 12pm Rose's Sewing 12:30 – 2:30pm Brother / Baby Lock Top Line EMB 3 – 6pm Carol's Summer Skirtapalooza	21 9:30 – 11:30am Janome Top Line CREATIVE 12 – 3pm Kid's Mesh Tote	22 9am – 12pm SEWING CLUB: Straight & Easy Table Runner 1 – 4pm Judy's Quilting Social
23	24 9am – 12pm Rose's Sewing 12:30 – 2:30pm Pfaff / Viking Top Line ADV EMB 3 – 5pm Learn to Crumb Quilt	25 9am – 12pm "Quilter" Quilt 12:30 – 2:30pm Pfaff / Viking Mid Line CREATIVE 3 – 6pm French Roses Quilt	26 9:30am – 12:30pm Fabric Mesh Tote 2 – 5pm Fabric Manipulation Tote 6 – 8pm Rose's Sewing	27 9am – 12pm Rose's Sewing 12:30 – 2:30pm Brother / Baby Lock Top Line ADV EMB 3 – 6pm Carol's Summer Skirtapalooza	28 9:30 – 11:30am Janome Top Line EMB 12 – 3pm SERGER CLUB: Drawstring Bags 3 – 6pm You & Me Class - Tote	29 9am – 12pm Confident Beginner Quilting: Simplify Quilt 1 – 4pm Judy's Quilting Social
30						

JULY 2024 • ORACLE LOCATION

Sunday	Monday	Tuesday	Wednesday	Thursday	Friday	Saturday
	1 9am – 12pm Rose's Sewing 12:30 – 2:30pm Mechanicals	2 9:30 – 11:30am Kid's 3 Seam Pillowcase 12 – 3pm Rope Tote 3 – 6pm French Roses Quilt	3 9:30 – 11:30am Brother / Baby Lock Top Line BASIC 12:30 – 2:30pm Pfaff / Viking Top Line BASIC 6 – 8pm Rose's Sewing	4 Happy Fourth of July CLOSED	5 12:30 – 2:30pm Bernina Top Line BASIC	6 9am – 12pm Confident Beginner Quilting: Simplify Quilt 1 – 4pm Judy's Quilting Social 46th Anniversary Sale!
7	8 9am – 12pm Rose's Sewing 12:30 – 2:30pm Basic Computerized	9 9:30 – 11:30am Kid's Snap Pouch 2:30 – 5:30pm Intro to Apparel	10 9:30 – 11:30am Brother / Baby Lock Top Line CREATIVE 12:30 – 2:30pm Pfaff / Viking Top Line CREATIVE 6 – 8pm Rose's Sewing	11 9am – 12pm Rose's Sewing 12:30 – 2:30pm Brother / Baby Lock Mid Line BASIC	12 3 – 6pm Judy's Quilting Social	13 9 – 11am Sergers Overlock Basics 1 – 3:30pm Jelly Roll Rug - Oval or Rectangle
14	15 9am – 12pm Rose's Sewing 12:30 – 2:30pm Pfaff / Viking Mid Line BASIC 3 – 6pm Textiles	16 9:30am – 12:30pm Kid's Mesh Tote 2:30 – 5:30pm Intro to Apparel	17 9:30 – 11:30am Brother / Baby Lock Top Line EMB 12:30 – 2:30pm Pfaff / Viking Top Line EMB 3 – 6pm Judy's Quilting Social 6 – 8pm Rose's Sewing	18 9am – 12pm Rose's Sewing 12:30 – 2:30pm Brother / Baby Lock Mid Line CREATIVE 3 – 6pm Carol's Summer Skirtapalooza	19 12:30 – 2:30pm Bernina Top Line CREATIVE 3 – 6pm Fabric Mesh Tote	20 9 – 11am Sergers Coverstitch Basics 1 – 3:30pm Jelly Roll Rug - Oval or Rectangle Christmas in July
21	22 9am – 12pm Ruth Stadium Crossbody Bag 12:30 – 2:30pm Pfaff / Viking Mid Line CREATIVE 3 – 6pm Textiles	23 10am – 12pm Janome Midline BASIC 2:30 – 5:30pm Intro to Apparel	24 9:30 – 11:30am Brother / Baby Lock Top Line ADV EMB 12:30 – 2:30pm Pfaff / Viking Top Line ADV EMB	25 12:30 – 2:30pm Brother / Baby Lock Mid Line EMB 3 – 6pm Carol's Summer Skirtapalooza	26 9am – 12pm Thread Catcher Pin Cushion 12:30 – 2:30pm Bernina Top Line EMB 3 – 6pm You & Me Class - Reading Pillow	27 9am – 12pm Slice of Summer Table Runner 1 – 4pm Judy's Quilting Social
28	29 9am – 1pm Sewing & Craft Apron II 2 – 5pm Fabric Manipulation Tote	30 10am – 12pm Janome Midline CREATIVE 2:30 – 5:30pm Intro to Apparel	31 2 – 5pm Kid's Mesh Tote			

AUGUST 2024 • ORACLE LOCATION

Sunday	Monday	Tuesday	Wednesday	Thursday	Friday	Saturday
				1 2 – 4pm Bernina Mid Line BASIC	2 9:30 – 11:30am Brother / Baby Lock Mid Line BASIC	3 9am – 12pm French Roses Quilt 1 – 4pm Judy's Quilting Social
4	5 9am – 12pm Rose's Sewing 2 – 5pm Fabric Manipulation Tote	6 3 – 5pm Pfaff / Viking Top Line BASIC	7 9:30 – 11:30am Mechanicals 2 – 5pm Rope Tote 6 – 8pm Rose's Sewing	8 9am – 12pm Rose's Sewing 2 – 4pm Bernina Mid Line CREATIVE	9 9:30 – 11:30am Brother / Baby Lock Mid Line CREATIVE 12:30 – 2:30pm Brother / Baby Lock Top Line BASIC 3 – 6pm Judy's Quilting Social	10 9am – 12pm French Roses Quilt 1 – 4pm Tie the Knot Quilt - Intermediate
11	12 9am – 12pm Rose's Sewing 3 – 6pm Slice of Summer Table Runner	13 9:30am – 12:30pm Make a T-Shirt Quilt Block 3 – 5pm Pfaff / Viking Top Line CREATIVE	14 9:30 – 11:30am Basic Computerized 3 – 6pm Judy's Quilting Social 6 – 8pm Rose's Sewing	15 9am – 12pm Rose's Sewing 12:30 – 2:30pm Janome Top Line BASIC	16 9:30 – 11:30am Brother / Baby Lock Mid Line EMB 12:30 – 2:30pm Brother / Baby Lock Top Line CREATIVE 3 – 6pm Textiles	17 9am – 12pm French Roses Quilt 1 – 4pm Tie the Knot Quilt - Intermediate
18	19 9am – 12pm Rose's Sewing 2 – 4pm Sergers Overlock Basics	20 9:30am – 12:30pm Thread Catcher Pin Cushion 3 – 5pm Pfaff / Viking Top Line EMB	21 2 – 4pm Pfaff / Viking Mid Line BASIC 6 – 8pm Rose's Sewing	22 9am – 12pm Rose's Sewing 12:30 – 2:30pm Janome Top Line CREATIVE 3 – 6pm Carol's Summer Skirtapalooza	23 12:30 – 2:30pm Brother / Baby Lock Top Line EMB 3 – 6pm Textiles	24 9am – 12pm French Roses Quilt 1 – 4pm Judy's Quilting Social
25	26 9am – 12pm Rose's Sewing 2 – 4pm Sergers Coverstitch Basics	27 10am – 1pm EMBROIDERY CLUB: In the Hoop Scissor Case 3 – 5pm Pfaff / Viking Top Line ADV EMB	28 2 – 4pm Pfaff / Viking Mid Line CREATIVE 6 – 8pm Rose's Sewing	29 9am – 12pm Rose's Sewing 12:30 – 2:30pm Janome Top Line EMB 3 – 6pm Carol's Summer Skirtapalooza	30 12:30 – 2:30pm Brother / Baby Lock Top Line ADV EMB 3 – 6pm You & Me Class - Water Bottle Holder	31 9am – 12pm SERGER CLUB: Serge It! Table Runner 1 – 4pm Judy's Quilting Social

MAY 2024 • DUVAL LOCATION

Sunday	Monday	Tuesday	Wednesday	Thursday	Friday	Saturday
			1 2 – 4:30pm <i>Bernina Overlock</i>	2 1 – 4pm SEWING CLUB: <i>Ditty Bag</i>	3	4
5	6 10am – 12pm <i>Brother / Baby Lock</i> <i>Mid Line BASICS</i>	7 2 – 4pm <i>Brother / Baby Lock</i> <i>Top Line BASICS</i>	8 2 – 4:30pm <i>Bernina Coverstitch</i>	9 10am – 12pm <i>Bernina</i> <i>Top Line BASICS</i>	10 9:30 – 11:30am <i>Floriani</i> <i>Total Control #1</i>	11
12	13	14	15 2 – 4pm <i>Bernina</i> <i>Mid Line BASICS</i>	16 10am – 12pm <i>Bernina</i> <i>Top Line CREATIVE</i>	17	18 9:30 – 11:30am <i>Sewing with Lorna</i> 1 – 4pm <i>OESD Villagers Group</i>
19	20 10am – 12pm <i>Brother / Baby Lock</i> <i>Mid Line Creative</i>	21 2 – 4pm <i>Brother / Baby Lock</i> <i>Top Line CREATIVE</i>	22 2 – 4pm <i>Bernina</i> <i>Mid Line CREATIVE</i>	23 10am – 12pm <i>Bernina Top Line EMB</i> 1 – 4pm <i>Mastering your</i> <i>Machine with Kathleen:</i> <i>Embossed Towel</i>	SEWING REVOLUTION	
26	27 Happy Memorial Day CLOSED	28 2 – 4pm <i>Brother / Baby Lock</i> <i>Top Line EMB</i>	29 2 – 4pm <i>Bernina</i> <i>Mid Line EMB</i>	30 1 – 4pm EMBROIDERY CLUB: <i>Magic Potions Labels</i>	31 2 – 4pm <i>Mechanicals</i>	24 9:30 – 11:30am <i>Floriani</i> <i>Total Control #2</i>
						25 9:30 – 11:30am <i>Sewing with Lorna</i>

June 2024 • DUVAL LOCATION

Sunday	Monday	Tuesday	Wednesday	Thursday	Friday	Saturday
						1 9:30 – 11:30am <i>Sewing with Lorna</i>
2	3 10am – 12pm <i>Brother / Baby Lock</i> <i>Mid Line EMB</i>	4 2 – 4pm <i>Brother / Baby Lock</i> <i>Top Line ADV EMB</i>	5 10am – 12pm <i>Janome</i> <i>Top Line BASICS</i>	6 2 – 4pm <i>Pfaff / Viking</i> <i>Top Line BASICS</i>	7 10am – 12pm <i>Janome</i> <i>Midline BASICS</i>	8 9:30 – 11:30am <i>Sewing with Lorna</i>
9	10 10am – 12pm <i>SNC BASICS</i>	11 10am – 12pm <i>BASICS Computerized</i>	12 10am – 12pm <i>Janome</i> <i>Top Line CREATIVE</i> 1 – 4pm SERGER CLUB: <i>Sassy Lamp Shade</i>	13 2 – 4pm <i>Pfaff / Viking</i> <i>Top Line CREATIVE</i>	14 10am – 12pm <i>Janome</i> <i>Midline CREATIVE</i>	15
16	17	18 2 – 4:30pm <i>Serger Overlock</i> <i>BASICS</i>	19 10am – 12pm <i>Janome</i> <i>Top Line EMB</i>	20 2 – 4pm <i>Pfaff / Viking</i> <i>Top Line EMB</i>	21 2 – 4pm <i>Pfaff / Viking</i> <i>Mid Line BASICS</i>	22
23	24 10am – 1pm SEWING CLUB: <i>Seatbelt Market Tote</i>	25 2 – 4:30pm <i>Serger Coverstitch</i> <i>BASICS</i>	26 1 – 4pm <i>Mastering your Machine</i> <i>with Kathleen:</i> <i>Flower Towel</i>	27 2 – 4pm <i>Pfaff / Viking</i> <i>Top Line ADV EMB</i>	28 2 – 4pm <i>Pfaff / Viking</i> <i>Mid Line CREATIVE</i>	29 1 – 4pm <i>OESD Villagers Group</i>
30						

JULY 2024 • DUVAL LOCATION

Sunday	Monday	Tuesday	Wednesday	Thursday	Friday	Saturday
	1	2 10am – 12pm Brother / Baby Lock Top Line BASICS	3 2 – 4pm Brother / Baby Lock Mid Line BASICS	4 Happy Fourth of July CLOSED	5 10am – 12pm Bernina Mid Line BASICS	6 46th Anniversary Sale!
7	8	9 10am – 12pm Brother / Baby Lock Top Line CREATIVE	10 10am – 12pm Shimmering Tiffany Peacock 2 – 4pm Brother / Baby Lock Mid Line Creative	11 2 – 4pm Bernina Top Line BASICS	12 10am – 12pm Bernina Mid Line CREATIVE	13
14	15 10am – 12pm Floriani Total Control #1	16 10am – 12pm Brother / Baby Lock Top Line EMB	17 2 – 4pm Brother / Baby Lock Mid Line EMB	18 2 – 4pm Bernina Top Line CREATIVE	19 10am – 12pm Bernina Mid Line EMB	20 Christmas in July
21	22	23 10am – 12pm Brother / Baby Lock Top Line ADV EMB	24 9:30am – 12pm Sue Ann's Garment Trunk Show 2 – 4:30pm Bernina Overlock	25 2 – 4pm Bernina Top Line EMB	26	27 1 – 4pm OESD Villagers Group
28	29 10am – 12pm Floriani Total Control #2	30 2 – 4pm Mechanicals	31 10am – 12pm Shimmering Tiffany Peacock 2 – 4:30pm Bernina Coverstitch			

AUGUST 2024 • DUVAL LOCATION

Sunday	Monday	Tuesday	Wednesday	Thursday	Friday	Saturday
				1	2 2 – 4pm BASICS Computerized	3
4	5	6 2 – 4pm Janome Mid Line BASICS	7 10am – 12pm Janome Top Line BASICS	8	9 10am – 12pm Pfaff / Viking Top Line BASICS	10
11	12	13 2 – 4pm Janome Mid Line CREATIVE	14 10am – 12pm Janome Top Line CREATIVE	15 10am – 12pm SNC BASICS 1 – 3pm Canvas Workspace 101	16 10am – 12pm Pfaff / Viking Top Line CREATIVE	17
18	19	20 2 – 4:30pm Serges Overlock BASICS	21 10am – 12pm Janome Top Line EMB 1 – 4pm SEGER CLUB: Dimensional Bow Tie Quilt	22 2 – 4pm Pfaff / Viking Mid Line BASICS	23 10am – 12pm Pfaff / Viking Top Line EMB 1 – 4pm Mastering your Machine with Kathleen: Fancy Fills Pouch	24 1 – 4pm OESD Villagers Group
25	26	27 2 – 4:30pm Serges Coverstitch BASICS	28 10am – 1pm EMBROIDERY CLUB: Kimberbell Over the Edge	29 2 – 4pm Pfaff / Viking Mid Line CREATIVE	30 10am – 12pm Pfaff / Viking Top Line ADV EMB	31

Embroidery & Sewing Party



SPECIAL **2 DAY**
EVENT

Kym Goldup-Graham and co-inventor Ann Duncan are international speakers and together they own The Sewing Revolution. They combine patchwork, quilting, appliqué and machine embroidery, achieving amazing results. Both are passionate and enthusiastic about crafting and they love to share their secrets to sewing. You are guaranteed to learn at their events, and you will leave smiling!

- Learn techniques to aid in:
 - Placement of Machine Embroidery and Appliqué
 - Patchwork and Quilting
 - Using Standard Stitches to Create Embroidery and Quilting
- Receive valuable instructions and learn about helpful tools
- Enjoy an Inspirational Trunk Show of Samples and Techniques



featuring:
Kym Goldup-Graham

"Our goal is to inspire and motivate sewists, quilters and patch workers in accomplishing everything they have dreamed possible." -Kym & Ann



WHEN: **Friday, May 17th & Saturday, May 18th**
from 9am-5pm

WHERE: hopefully at our new location Down the Block Sewing & Quilting by Cathey's*
(*location subject to change, but we are keeping our fingers crossed!)

COST: \$149 includes machines & supplies, lunch & refreshments

CALL 520-721-4000 OR STOP BY ANY LOCATION TO REGISTER!