




MASTER & DYNAMIC

USER MANUAL – ME03 EARPHONES

SOUND TOOLS FOR CREATIVE MINDS


Our obsession is the interaction between sound and creativity. Our passion is building beautifully designed, technically sophisticated sound tools for creative minds.

Our earphones are designed to deliver our signature sound with a refined appearance and thoughtful details, all in a compact format.

A decorative graphic consisting of multiple overlapping, wavy yellow lines that flow from the left side of the page towards the right, creating a sense of movement and rhythm. The lines vary in amplitude and frequency, creating a complex, layered effect.

DESIGNED FOR DAILY USE

Our earphones are built from machined anodized aluminum and utilize heavy-duty cables. We use custom 8mm neodymium drivers and oxygen-free copper cables to deliver rich, warm sound. Our tuning is designed to accommodate a diversity of tastes and musical genres. We separated the microphone from the remote for increased vocal clarity and reduced noise, removing the need to hold the remote while you speak on the phone.



SPECS

DIMENSIONS

23mm x 10mm

WEIGHT

25g

SOUND PROFILE

Noise-Isolating

IMPEDANCE

16 ohms

DRIVERS

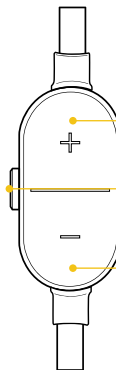
8mm Neodymium
High-Performance Drivers

MIC AND REMOTE



Serial Number

The microphone is separated from the remote and placed closer to your mouth for increased vocal clarity and reduced noise.



volume up

Side button:

- press 1x | to answer a call, or to hang up
- press 1x | to play or pause audio
- quickly press 2x | to skip forward
- quickly press 3x | to skip backward

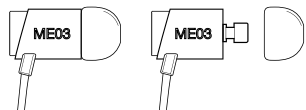
volume down

Remote for use with Apple products.

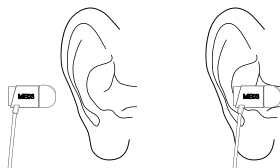
GETTING STARTED



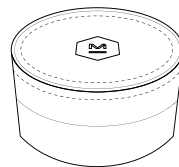
Choose an ear tip size included with the package that best fits your ears. This helps ensure a comfortable fit and seal to achieve optimal sound quality.



Attach the ear tip you have chosen to the earphone nozzle. Push the ear tip past the rib on the nozzle so that there is no separation during use.



Gently insert the earphone into your ear for a good seal. Earphones are marked left (L) and right (R). Be sure to insert accordingly. When removing the earphone from your ear, pull on the earphone. Never pull on the cable.

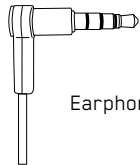


Canvas earphone case and leather box for storage.

TROUBLESHOOTING

No Sound:

- Check to make sure the earphone plug is fitted completely into the audio source.



Earphone Plug

- Check source device to make sure sound is coming out.
- If there is weak bass, check ear tip seal or try a different ear tip size.

- If ear tips detach, check diagram on how to firmly attach ear tips to earphone nozzle.
- If there is low sound quality, check for blockage in nozzle by removing ear tips, do not clean with sharp objects.

If you have lost or misplaced your ear tips, replacements are available to order on our website:
www.masterdynamic.com

MAINTENANCE

- When disconnecting the earphones from the audio source, avoid pulling on the cable. Hold the plug at the end of the cable and pull to disconnect.
- Store in a clean, dry environment, preferably in a box or canvas case.
- To avoid damage, do not store other items in the canvas case along with your earphones.
- Do not drop, sit on, or allow the earphones to be exposed to water, moisture, or temperature extremes.

HEARING HEALTH AND FITNESS

Our ability to hear is amazing. Treat your ears like the precious tools they are, and they will continue to provide you with exceptional data, as well as a lifetime of incredible sonic experiences.

In general, do not listen “too loud or for too long,” and be attentive to your own ears. Ringing, discomfort, or sensitivity to high frequencies and treble may be a signal from your ears that you are pushing them to their limits and causing damage.

As a general practice, find what seems to be your preferred listening level and then adjust the volume down another 10% or more. Surprisingly, your ears will attune to a slightly lower volume over time, and what seems quiet at first can be perfect for longer listening periods.

If your co-workers (3-10 feet away) are always singing along or commenting on your music choices, chances are good you may be listening too loud. See an audiologist to have your hearing tested.

If you are interested in tuning your ear to have a more refined sonic palate, there are some apps and training programs you can find online.

PREVENTION OF NIHL (NOISE INDUCED HEARING LOSS)

NIHL is a preventable condition caused by both one-time and extended exposure to excessive decibel (dB) levels. This harm to sensitive inner ear structures is irreversible and people of all ages can be affected. Damage can happen in a single event or gradually over time. One-time exposure to sounds louder than 110 decibels and extended exposure to sounds over 85 decibels can cause harm. Indicators of NIHL include hearing loss and tinnitus, a condition of sensing constant ringing, buzzing or roaring. The NIDCD (National Institute on Deafness and Other Communication Disorders) offers this simple rule of thumb: avoid sound exposure that is “too loud, too close or too long.” Here are some general references to sound levels that occur in everyday life: refrigerator humming (45 dB); normal conversation (60 dB); city traffic (85 dB); motorcycles (95 dB); an MP3 player at full volume (105 dB); sirens (120 dB); firecrackers (150 dB).

WARRANTY AND CUSTOMER SERVICE

Master & Dynamic guarantees this product against defects in materials or workmanship for a period of two years from the date of original purchase from an authorized Master & Dynamic retailer or reseller. Master & Dynamic will either repair or replace the defective product

at our discretion if the product is returned within the warranty period.

This limited warranty is in lieu of all other warranties, expressed or implied, including, but not limited to, any implied warranty of merchantability or fitness for a particular purpose.

Master & Dynamic shall have no liability of any kind for any direct, indirect, incidental or consequential damages or expenses that arise from the use of this product. Master & Dynamic does not cover normal wear and tear, blown drivers, cut cords, bent jacks, loss or theft. You will void this warranty if you disassemble your earphones or expose them to excessive moisture.

If you believe this product is defective within the warranty period, contact us via our support page at www.masterdynamic.com/support. Once your warranty is verified, you will be issued a return authorization and instructions for return shipment. Proof of purchase may be required. Products with unreadable or removed serial numbers will not be covered.

For questions regarding your product's warranty, contact Master & Dynamic Support at support@masterdynamic.com.

The remote and mic are supported only by iPhone 3GS or later, iPad, iPod touch (2nd generation or later), iPod classic (120GB, 160GB), and iPod nano (4th generation or later). The remote is supported by iPod shuffle (3rd generation or later). Audio is supported by all iPad and iPod models.

"Made for iPod," "Made for iPhone," and "Made for iPad" mean that an electronic accessory has been designed to connect specifically to iPod, iPhone, or iPad, respectively, and has been certified by the developer to meet Apple performance standards. Apple is not responsible for the operation of this device or its compliance with safety and regulatory standards.

Designed and Developed by New Audio LLC
New York, NY 10001. Made in China.

© Copyright 2014 New Audio LLC. All rights reserved. Master & Dynamic, the Stylized M logo and Sound Tools for Creative Minds are trademarks of New Audio LLC. Patents Pending.