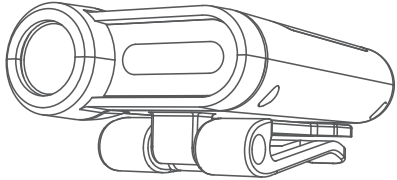


CLAYMORE Cap on



User Manual

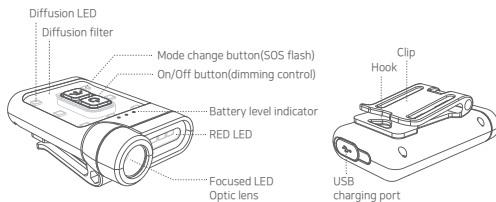
CLAYMORE Cap on 65A+ CLP-330(BK/TN)

This portable light contains Li-Polymer batteries. Please follow the user manual before use. If any abnormality is found in the product, discontinue use and contact the dealer or a service center where the product was purchased. Any modifications of this product will void the warranty. Misuse of CLAYMORE products may cause user harm.

Caution

- Do not use near high temperatures such as fires or heating equipments. It may cause explosion and ignition.
- This product is water resistant. However, if left in the rain for a long time, it may cause malfunction. If the product gets soaked, please quickly wipe it off.
- Do not store or use in vehicles exposed to direct sunlight. It may cause explosion and malfunction.
- Do not touch the light source directly as it may become very hot during use.
- Do not use if the product exceeds the operating temperature range (-10 °C to 40 °C).
- Do not look directly into the LED light source.
- Please do not place in the reach of infants. It may cause swallowing of parts or injury.
- Adult supervision is necessary when used by children. Misuse of head lamp may cause injury or electric shock.
- Do not insert any metal parts into the terminal block of the connector. It may cause heat, explosion or electric shock.
- Do not disassemble or modify the product.
- Do not touch the connector with wet hands. There is a danger of electric shock.
- After use, be sure to turn off the power. If not, it may cause leakage.
- When adjusting the angle, please do not bend with force. It may cause damage to the product.
- Dropping or impacting the product can cause damage to the inside of the product, resulting in unexpected failures in normal use. Be careful not to apply impact to the body.

Components



Operation

ON/OFF



Light turns on when pushing **ON/OFF** button shortly. Repeat to turn off the light.

Stepless Dimming



When light is on, press and hold **ON/OFF** button to increase brightness. Repeat to decrease brightness.

5 STEP Dimming



Hold down **ON/OFF** button and press **MODE** button to sequence to adjust brightness in 5 steps.

※ Light will blink once when Maximum and Minimum brightness is reached.

CCT Change



When light is on, press **MODE** button shortly to change
※ 3 different light modes (Focused>Red>Flood)

MODE1



Focused Light(12°)
Long distance (narrow)

MODE2



Diffused Light(Red)
Short distance (wide)

MODE3



Diffused light (top)
Short distance(wide)
CLP-320BK(Cool)



Diffused light (top)
Short distance(wide)
CLP-320TN(Warm)

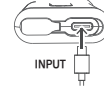
SOS-Flash



When light is on, press **MODE** button over 2 seconds to access SOS signal in any mode.

Charging method

Open rubber cover and connect USB cable to charge.



※ This lantern contains memory function that returns to the last setting it was set at.

Battery Level Check

When charging, battery indicator will flicker in 3 steps to show remaining battery. (To see remaining battery, press **ON/OFF** button)



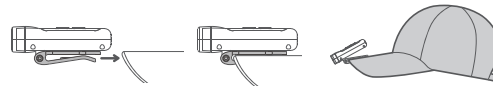
Battery level indicator

● ● ● 0~33%	Flickers
● ● ● 33~66%	
● ● ● 66~99%	
● ● ● Fully charged	Stop

Instructions

● Attaching to a cap

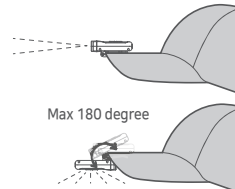
Fully insert clip to the visor of the hat and adjust angle to use properly.



※ Please check if the clip is fully attached to cap bill before use.

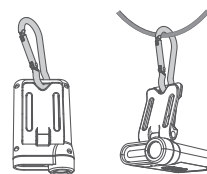
● Angle adjustment

Able to adjust up to 180 degree and easy to use focused and diffused light.



● Lantern Hook

Compatible with carabiner or hang on string with hook.



Specification

	CLP-330BK/TN		CLP-330BK(TN)		CLP-330BK		CLP-330TN	
	Focused Light(12°)	Diffused light(Red)	Diffused light(Cool)	Diffused light(Warm)				
	MIN	MAX	MIN	MAX	MIN	MAX	MIN	MAX
Brightness	16Lm	230Lm	1Lm	20Lm	16Lm	230Lm	15Lm	220Lm
Operating time	19hour	3hour	19.5hour	3.5hour	19hour	3hour	19hour	3hour
Distance	3m	50m						

Product name	CLAYMORE Cap on 65A+	Size	38.6×63.6×24.3mm
Model name	CLP-330(BK/TN)	Weight	35g
Battery capacity	Li-Polymer 3.7V 650mAh(2.40Wh)	Charging time	1 hour 40 minute
Input	USB 5V 1A	Origin	MADE IN KOREA
Color temperature	CLP-330BK Cool : 5,700K (±15%), Red : 3,000K (±15%), Warm : 3,000K (±15%), Red		

Contents



⚠ Caution for long-term storage

- If the battery is completely drained, the battery indicator might not flash. If this happens, plug the USB cable back in or press the button to turn the battery indicator on again.
- For long-term storage, fully recharge the battery. (Repeat every six months)
- Please keep in mind that if stored below -10°C the battery life may be affected.
- Please keep in a dry place without moisture.

Warranty

Item	CLAYMORE Cap on 65A+
Model No.	CLP-330(BK/TN)
Seller	
Date of Purchase	

- Thank you for purchasing CLAYMORE series of Prism Co., Ltd.
- This product has passed strict quality control tests. If the product is not functioning properly, please contact an authorized service center.

Free Service

- Failure of the product under normal operating conditions during the warranty period will be repaired by Prism or authorized service center on free of charge. Some shipping or handling charges may be involved.
- Warranty period: 1 year.

Charged Service

- Damage caused when the warranty period is over.
- Damage caused due to the user's mishandling, abuse, or improper operation.
- Damage caused by arbitrary or personal repair or disassemble in unauthorized service center.
- Damage from input electricity or cable defect.
- Damage caused by natural disaster.

CLAYMORE

Prism Co., Ltd.

101-1501, Chunui-Technopark, Buechon-ro 198 Road, 36, Buechon-si, Gyeonggi-do, Korea
www.claymorelight.com · www.prismlight.co.kr · info@prismlight.co.kr