



When printed at 100%, this ligne is exactly 10cm long.


Cette ligne imprimée à 100% mesure exactement 10 cm



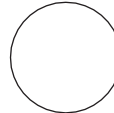
43



44



45



46


## SIZE GUIDE

In order to receive the perfect fit, we recommend you to verify ring sizes before ordering.

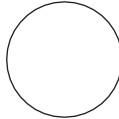
To help you select your ring size, please download and print (to scale) the following template.

CAUTION: You must select the «None» option under page scaling in your printer settings to avoid mistakes!

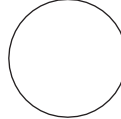
Place your ring on the circles to select the right size. If your ring sits between two sizes, don't hesitate to take the smaller one.



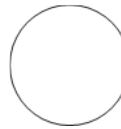
47



48



49



50

## GUIDE DES TAILLES


Afin de recevoir le bijou qui correspond parfaitement à vos formes, nous vous conseillons de bien vérifier les tailles choisies avant de valider votre commande.

Voici quelques conseils pour vous aider dans le choix de vos bagues.


Pour le choix de la taille, veuillez télécharger et imprimer le baguier en taille réelle.

Attention: l'impression en taille réelle est indispensable pour éviter les erreurs !


Posez votre bague sur les cercles à la recherche de la taille correspondante.  
En cas d'hésitation entre deux tailles, n'hésitez pas à prendre la plus petite.



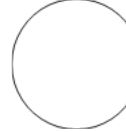
51




52




53




54




55




56




57



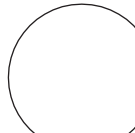
58



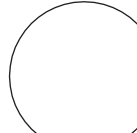
59




60




61




62




63



64



65



66