



**Because keeping you safe is our top priority... Please take a moment to read through the following care and use instructions for your new knee pads.**

**1 The NoCry knee pads**



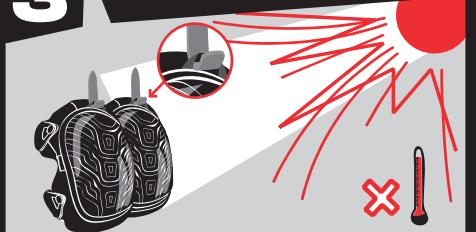
Made of breathable polyester mesh with heavy duty PVC caps.

**2 Cleaning your knee pads**



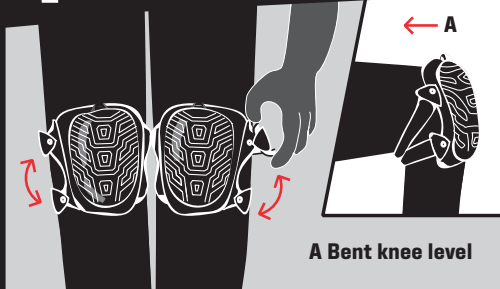
Clean only by using a brush or a washcloth with neutral detergent. Never machine wash.

**3 Storing your knee pads**



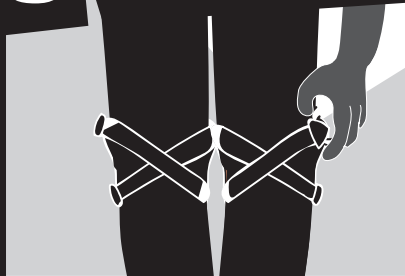
Hang the knee pads from the loops to a tool belt, box, car, etc. Avoid storing in direct sunlight or at high temperatures. **Warning! Tape down or cut the loops off** if they could tangle at something at your workplace.

**4 Putting on the knee pads**



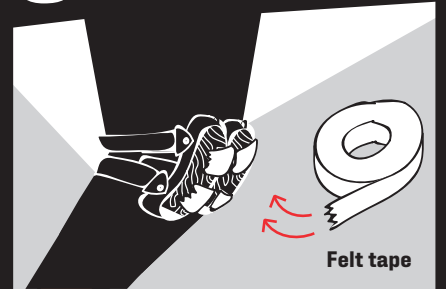
Wear slip buckles on the outer side; the pads should reach above bent knee level.

**5 Knee pads sliding off?**



Try crisscrossing the straps. If this doesn't help, contact [wecare@nocry.com](mailto:wecare@nocry.com) to replace it with a different model for free.

**6 Protect precious surfaces**



Apply felt tape if you're afraid of scratching the surface.

**7 Carefully assess your working environment**



The knee pads are not fire, water or chemical proof. Make sure that they are the most suitable means of protection from potential threats in your working environment.

**8 Will they last forever?**



If only we could perform such miracles! In reality, depending on how frequently and under which circumstances the knee pads are used, they may need to be replaced every **1-2 years** once the padding starts showing signs of fatigue.

**9 Contact us**



Drop us a line at [wecare@nocry.com](mailto:wecare@nocry.com)  
We'll help you out!

**HOW DO YOU LIKE YOUR NEW NOCRY KNEE PADS?**

Help customers just like you make better choices by sharing an honest review of your experience on or

Your feedback helps us serve you better and it helps others choose the best products.

To leave us a review on **Amazon** > go to **Orders** > **Write a product review**  
To leave us a review on **Trustpilot** > **search NoCry** > **Write a review**



## FREQUENTLY ASKED QUESTIONS, ANSWERED

(but if you don't find an answer to yours, send it to us at [wecare@nocry.com](mailto:wecare@nocry.com))

- ✓ The pads slip off my knees, what should I do?**  
Make sure you are wearing your knee pads correctly. Try being seated when putting on, adjusting or tightening. The upper edge should stay above the level of your bent knee (see panel 4, on the opposite page). If your pads still slip, try crisscrossing the elastic straps. Fasten the top strap to the lower button, and the lower strap to the top button (see panel 5), tuck the crossed straps behind your knees.
- ✓ How do I prevent scratching my floors?**  
Because we don't want you scratching your flooring, regularly check for dirt or grit stuck in the grooves of the caps, remove using a hand brush and wipe clean. For added scratch protection, apply felt tape or place a towel under each knee pad. If these pads are too heavy duty, why not swap them for a pair of flooring knee pads? To get yours, contact us at [wecare@nocry.com](mailto:wecare@nocry.com).
- ✓ Can I wear them in all weather conditions?**  
Like you, your knee pads don't mind a bit of rain, heat or the cold, just nothing too extreme.
- ✓ Are they machine washable?**  
No. Remove dirt or debris from the caps using a hand brush and wipe clean. To remove stains, use liquid soap with lukewarm water and rinse clean. Dry in the open air and not in a drying machine.
- ✓ Can I wear them on bare legs?**  
Yes, but make sure to readjust the position of the knee pads and the tightness of the straps. Don't wear the straps so tight to cause chaffing, rubbing or blisters.
- ✓ Can I wear these for playing sport?**  
While your knee pads are not meant for playing dodgeball, trampolining or running from velociraptors, they can be used for DIY jobs around the house, cleaning, gardening, sports photography, even fishing.
- ✓ Can I return them?**  
Yes. If the pads don't fit, keep slipping, or aren't what you need; let us know within 30 days of purchase and we'll either refund your money or send you a free pair of our flooring or gardening knee pads. To start the straightforward process, drop us a line at [wecare@nocry.com](mailto:wecare@nocry.com).

These Knee Pads are Carbon Neutral. We have measured the carbon emissions that occur during the manufacture of our knee pads, and we fully offset them by supporting certified carbon offset projects.



### Meaning of label symbols



Read User Instructions



General warning



Do not bleach



Do not Iron



Wash by hand  
Max temp. 40 °C



Type 1  
Performance Level 1



Do not tumble dry



Do not dry clean



**ES**

## **INSTRUCCIONES DE USO PARA LAS RODILLERAS PROFESIONALES NOCRY**

*Porque tu seguridad es lo primero...*

*Por favor tómate un momento para leer las siguientes instrucciones de uso y cuidado de tus nuevas rodilleras.*

- ✓ Revisa con detenimiento tu lugar de trabajo. Las rodilleras no son resistentes al agua, fuego o agentes químicos. Asegúrate de que son el medio de protección más adecuado para riesgos potenciales en tu ambiente de trabajo.
- ✓ Las rodilleras profesionales NoCry están fabricadas con poliéster transpirable con tapas de PVC pesado. Aplica cinta de fieltro a las tapas de PVC si temes arañar la superficie.
- ✓ Cuando lleves las rodilleras coloca las hebillas deslizantes sobre la parte más externa; las almohadillas deben alcanzar por encima del nivel donde se dobla la rodilla. Si se sitúan fuera intenta entrecruzar las tiras.
- ✓ Limpia solo con un cepillo o trapo con detergente neutro. Nunca con la lavadora. Guarda tus rodilleras fuera del alcance de la luz solar y altas temperaturas.

Si tienes alguna pregunta o duda, crítica o reconocimiento háznoslo saber en [wecare@nocry.com](mailto:wecare@nocry.com).

**FR**

## **MODE D'EMPLOI POUR LES GENOUILÈRES PROFESSIONNELLES NOCRY**

*Parce que votre sécurité est notre priorité absolue...*

*Veuillez lire les consignes d'entretien et d'utilisation suivantes pour vos nouveaux protège-genoux.*

- ✓ Évaluez soigneusement votre environnement de travail. Les protège-genoux ne sont pas conçus pour résister au feu, à l'eau ou aux produits chimiques. Assurez-vous qu'ils constituent le moyen de protection le plus approprié contre les menaces potentielles dans votre environnement de travail.
- ✓ Les genouillères professionnelles NoCry sont réalisées en maille respirante de polyester avec des embouts en PVC très résistants. Si vous craignez de rayer la surface, vous pouvez fixer les embouts en PVC avec des bandes en feutrine.
- ✓ Lorsque vous portez les protège-genoux, placez les boucles antidérapantes sur le côté extérieur. Les coussinets doivent dépasser le genou replié. Si les coussinets des protège-genoux continuent à glisser, essayez de croiser les sangles.
- ✓ Nettoyez uniquement avec une brosse ou un gant de toilette avec un détergent neutre. Ne jamais laver en machine. Rangez vos protège-genoux à l'abri du Soleil ou des températures élevées.

Si vous avez des questions, des préoccupations, des commentaires ou des critiques, faites-le nous savoir à l'adresse [wecare@nocry.com](mailto:wecare@nocry.com).

**IT**

## **ISTRUZIONI PER L'USO DELLE GINOCCHIERE PROFESSIONALI NOCRY**

*Perché la tua sicurezza è la nostra priorità... Assicurati di aver letto le seguenti istruzioni per l'utilizzo e la cura delle tue nuove ginocchiere.*

- ✓ Valuta attentamente il tuo ambiente lavorativo. Le ginocchiere non sono resistenti al fuoco, all'acqua o agli agenti chimici. Assicurati che siano il mezzo di protezione più adatto per affrontare le possibili minacce sul tuo luogo di lavoro.
- ✓ Le ginocchiere professionali NoCry sono realizzate in rete di poliestere traspirante con tappi in PVC ad alta resistenza. Applicare del nastro di feltro sui tappi in PVC se si ha paura di graffiare la superficie.
- ✓ Quando indossi le ginocchiere, posiziona le fibbie antiscivolo verso l'esterno; le ginocchiere dovrebbero coprire il ginocchio anche da piegato. Se le ginocchiere dovessero scivolararti, prova ad incrociare le cinghie.
- ✓ Pulisci le ginocchiere solo con una spazzola o con un panno e con detersivi neutri per indumenti. Conserva le tue ginocchiere lontane dalla luce diretta del sole o in luoghi freschi.

In caso avessi domande o dubbi, lodi o critiche, scrivici all'indirizzo [wecare@nocry.com](mailto:wecare@nocry.com).