

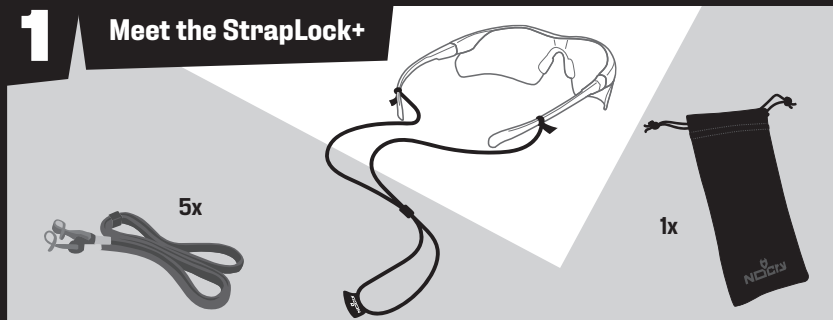
# NOCRY

**For your safety and to get the best out of your new glasses straps and pouch, please take a moment to read through these care and use instructions**

**TIP:** To help you attach the straps to your glasses with no sweat, we created a step-by-step video for you. Scan the QR code to check it out.



## 1 Meet the StrapLock+




Designed to keep your glasses always in place. Your new straps are adjustable and easy to apply. Made with soft polyester for all-day comfort. And the bonus storage pouch doubles as a cleaning cloth.

## 2 Cleaning Your Straps



To clean the straps, hand wash them at a low temperature or simply rinse them clean.


## 3 Attaching the Straps



1. To apply the straps, start by pulling the cloth strap to widen the rubber loop, and then pull the rubber over the metal clasp to unlock it.
2. Slide the arm of your glasses through the now-opened loop.
3. After inserting the glasses, secure the strap by pulling the rubber back over the metal clip and over the widest part of the rubber loop (marked in

- red), ensuring the smooth side is against your temples and that the cloth strap remains on the outside. Adjust as necessary for a snug, comfortable fit.
4. To tighten the strap around your head or neck, slide the black slider buckle along the strap.

## 4 Carefully Assess Your Working Environment



**Caution!** Do not use the straps in environments where they may become entangled, as this can increase the risk of injury.

## 5 Contact Us



Drop us a line at [wecare@nocry.com](mailto:wecare@nocry.com)  
We'll help you out!

**HOW DO YOU LIKE YOUR NEW NOCRY STRAPLOCK+**  
Help customers just like you make better choices by sharing an honest review of your experience on or Trustpilot

Your feedback helps us serve you better and it helps others choose the best products.

To leave us a review on **Amazon** > go to **Orders** > **Write a product review**  
To leave us a review on **Trustpilot** > search **NoCry** > **Write a review**