

You must read through the following care and use instructions before using your new Heavy Duty Face Shield Visors

TIP: We have also created a helpful how-to assembly video. You can find it at www.nocry.com/instructions or simply by scanning the QR code on the side with your phone camera.



▶ SCAN ME

1 NoCry Spare Visors 2 pack



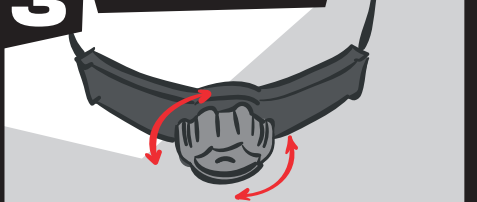
This package will include 2 toric PC visors, suitable only for the **NoCry Heavy Duty Face Shield**.

2 Assemble your visor



Align the slots on top of the visor with the headgear's locking system. Position the visor behind the plastic nibs in front. Carefully push the rest of the slots into place. Turn the knobs to secure it together.

3 Get the right fit



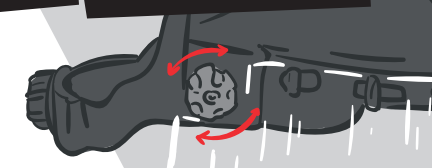
To adjust the fit, hold the shield to your face; the headband should sit on your forehead. To tighten, turn the ratchet knob at the back clockwise. To loosen, turn it counterclockwise. Do not over-tighten.

4 Secure the pin lock strap



To adjust the strap height, unpin the lock, align it with one of the five holes and lock it in place.

5 How to move your visor up and down



To adjust your visor, turn the knobs on either side of the face shield. Clockwise loosens it; counterclockwise tightens it. Check if the knobs are tightly enough so the visor could not move from its position.

6 How to change the angle of the visor



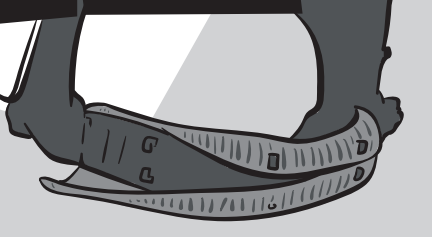
To change the angle, loosen the knobs on the sides of the headgear and align the pin lock located behind the knobs with one of the pinholes. Tighten the knobs to secure. Be careful: loosening the knobs too far can detach them completely.

7 Cleaning your face shield



Use a dry soft cloth to clean the visor. **DO NOT** use soap, water or sanitizer: they can damage the anti-fog coating. Handwash sweatbands with mild detergent. Rise the headgear in warm soapy water and dry with a soft cloth, do not use abrasive materials.

8 How to change the sweatband



Remove the sweatband by detaching it from the hooks. To replace, simply align the new band and hook in place.

9 Contact us



Drop us a line at
wecare@nocry.com
We'll help you out!



www.nocry.com/mywarranty

YOU HAVE 30 DAYS TO TRY THIS OUT. WOULD YOU LIKE GO INSTEAD?

Scan this QR code with your camera app to get premium customer support and an extended try-out period on your NoCry product. (If you have any issues, we'll replace it or refund you over the next 60 days.)



BECAUSE KEEPING YOU SAFE IS OUR TOP PRIORITY...

We care a lot about your safety and satisfaction; that's why we've put together a few precautions for you to follow while using your NoCry Heavy Duty Face Shield.

- ✓ **The NoCry Heavy Duty Face Shield is ANSI Z78+ Certified.** It's designed to protect your face, eyes, and the crown of your head against injuries from impact and liquid/chemical splashes.
- ✓ Please be aware that this face shield does **NOT** provide unlimited protection. The visor is clear; it's treated with anti-fog and scratch-resistant coatings on both sides and offers UV385 protection and it must be worn the whole time you're exposed to hazards.
- ✓ You can wear beanies, disposable hair caps and other types of hats with this face shield, as long as it does not have a brim.
- ✓ The face shield is **NOT** fire resistant. Leave the work area if dizziness or irritation occurs, or if your face shield shows any signs of damage, replace it. Inspect for damage regularly. To replace the visor only, you should ensure the compatibility of marking and that the right visor is fitted.
- ✓ When not in use, store the face shield in a clean and dry poly-bag or case for visor protection. Avoid storing it in high temperatures or humidity environments. **DO NOT** leave the face shield exposed to direct sunlight.

SAFETY WARNINGS



Read warnings before use; failure to follow these instructions and warnings may result in serious personal injury, including blindness or death.

- ✓ Examine this face shield frequently and replace it immediately if there is any sign of damage.
- ✓ Exposure to or contact with chemical vapors or liquids may cause surface cracks or other damage.
- ✓ Do not make any modifications to this product. Do not use it if the product is damaged or altered.
- ✓ Do not use this product for any athletic games, paintball, or other recreational activities.
- ✓ Do not use this product for protection against laser light.
- ✓ Please refer to ANSI Z87.1 or consult your supervisor, or a safety to ensure that you are wearing proper protection. Protective devices do not provide unlimited protection. Some operations may require machine guards or other safety equipment.

LIMITED LIFETIME WARRANTY - If you're not happy with your NoCry product, please contact us at wecare@nocry.com. Each NoCry non-electric product is warranted to be free of defects in material and workmanship for as long as the consumer owns the product.

Warranty does not cover normal wear and tear, environmental factors, accidental damage, or misuse. At NoCry's discretion, a defective product will be repaired or replaced. This warranty gives you specific legal rights but may be superseded by any other rights or warranties in effect, which may vary from state to state. More info at <https://nocry.com/warranty>.

If the face shield you received is not a great fit, or you have any questions or concerns, feel free to contact our customer support at wecare@nocry.com. We're always here to help.