



Mirrycle Bell Imprint Size & Specs

12/16/2020




Adjustabell 2

1.100" o.d.
0.650" i.d.




Bellini

0.950" o.d.
0.600" i.d.




Big Brass

1.700" o.d.
1.070" i.d.



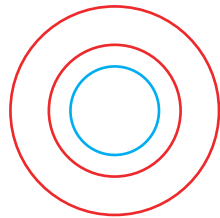
Candibell

1.437" o.d.
0.850" i.d.



Clever Lever

1.300" o.d.
0.600" i.d.



Duet

1.100" o.d.
0.700" i.d.
0.475" center




Lolo Side

1.25" w x .45" h



Omni Side

1.25" w x .45" h



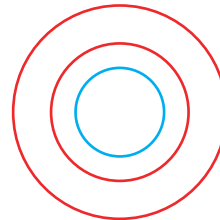
Original

1.100" o.d.
0.650" i.d.



Original Side

1.25" w x .350" h




Solo

1.125" o.d.
0.73" i.d.
0.475" center




Solo Side

1.25" w x .465" h




Saturn

1.450" o.d.
0.650" i.d.




Tower

1.250" o.d.
0.875" i.d.



Triple

1.200" o.d.
0.500" i.d.



XL

1.400" o.d.
0.625" i.d.

- Artwork must fit within the specified outlines
- Illustrator, InDesign, Photoshop, JPEG or PDF files (.ai or .psd only, if we are editing your artwork)
- Fonts must be embedded in PDF file
- 300dpi resolution minimum
- Black on white background, even if it will print with white lettering
- Only Solo and Duet series have imprintable "center" spaces
- Only Lolo, Omni, Original, & Solo can be printed on the sides of the bells