

# 4'x4' Walden White Grow Tent



## EcoWhite PEVA – Triple Layered

The 100% toxin-free material creates a safe, stylish and easy to clean growing area. The tent interior is 10% more reflective than even the most reflective mylar tents.



## Double-wide Front / Easy-access Side Doors

Double-wide front doors allow growers easy access to plants or to put them on full display. Large rollup side doors let growers access harder to reach areas.



## Infinity View Front Windows


Extra-large front viewing windows let growers check on plants without disturbing humidity or temperature. Window covers roll back and secure with velcro straps.



## 2-year Warranty

Walden Tents are manufactured using 600D canvas with industrial strength zippers. Tents come standard with an industry-leading 2-year warranty.

## 4'x4' Walden Grow Tent Features



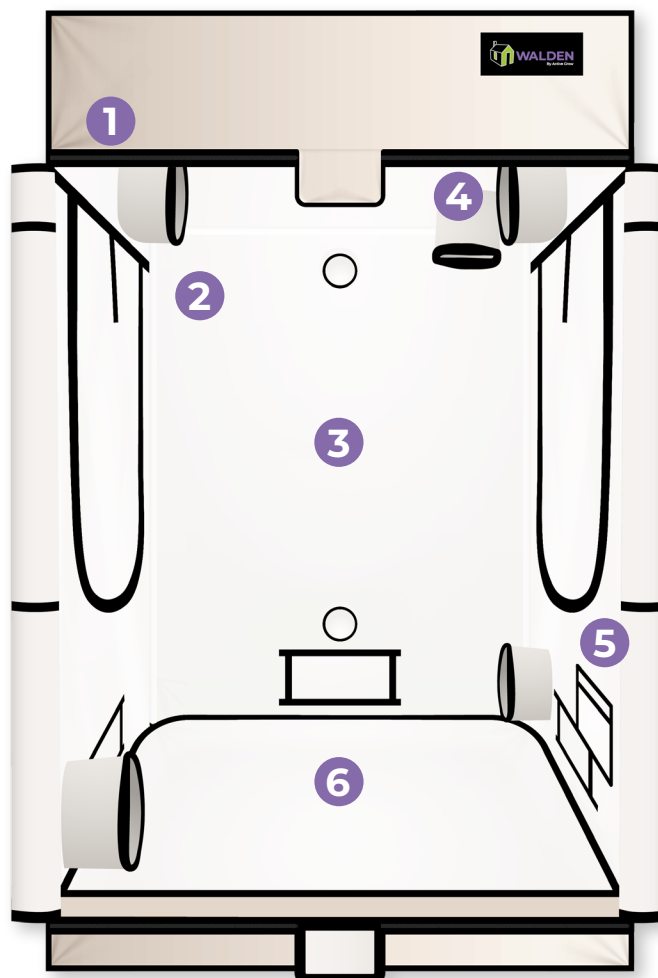
1 Heavy Duty Zippers



2 Solid Locking Frame



3 EcoWhite PEVA Liner



4 Ducting Ports x5



5 Mesh Tool Bag

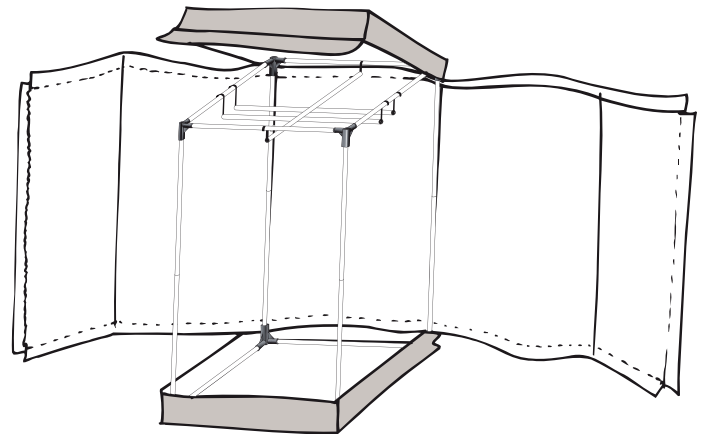
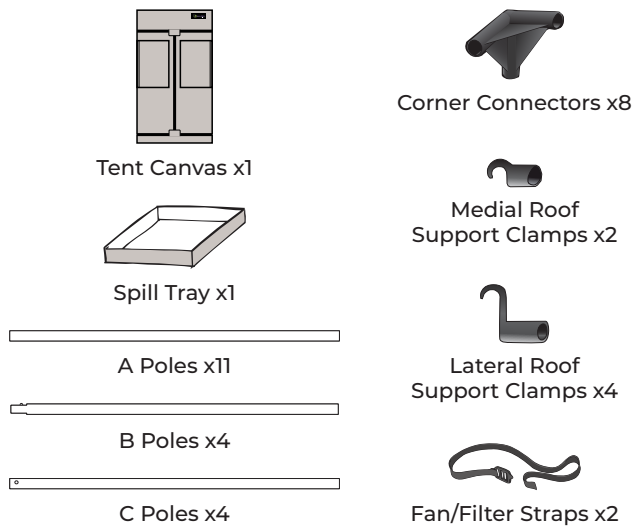


6 Removable Spill Tray

# 4'x4' Walden White Grow Tent



## 4'x4' Walden Grow Tent Contents



Installation is quick, simple and requires no tools. Tent may be cleaned using soap and water or other standard hydroponic sanitizers.

## 6" Ventilation Kit



### 6" Inline Fan

- 70W / 120V
- 395 CFM / 2400 RPM
- Corded multi-speed controller
- Silent operation <37 dB
- 6" aperture - 11.6"(l) x 9"(w) x 8.9"(h)



### 6" Carbon Exhaust / Intake Filter

- Removes odor, spores, pollen, chemical irritants and other airborne particles
- Machine-washable pre-filter (1pc)
- Recommended airflow 375-450 CFM
- 6" aperture 2" flange - 10"(d) x 16"(l)



### 6" Ducting & Clamps

- High-quality flexible aluminum
- Corrosion & heat resistant
- Reinforced steel-wire design
- Stainless steel 6" ducting clamps (3pcs)
- 6"(d) x 25"(l)

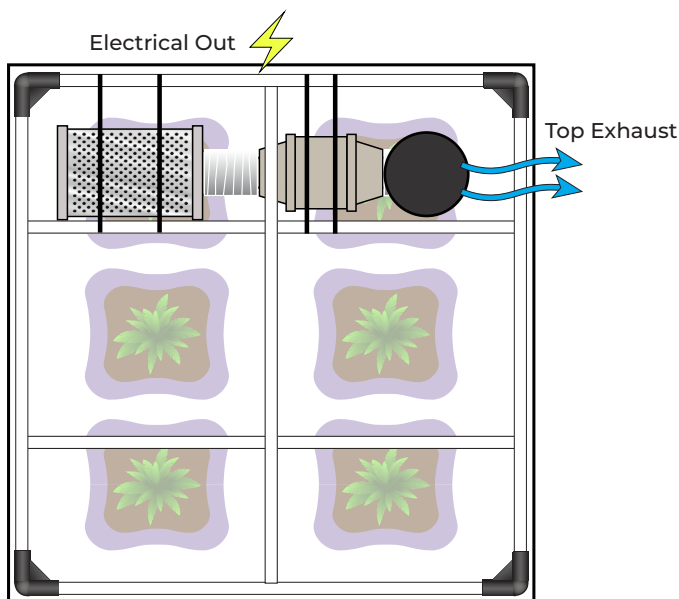


### 1/8" Hydroponic Hangers

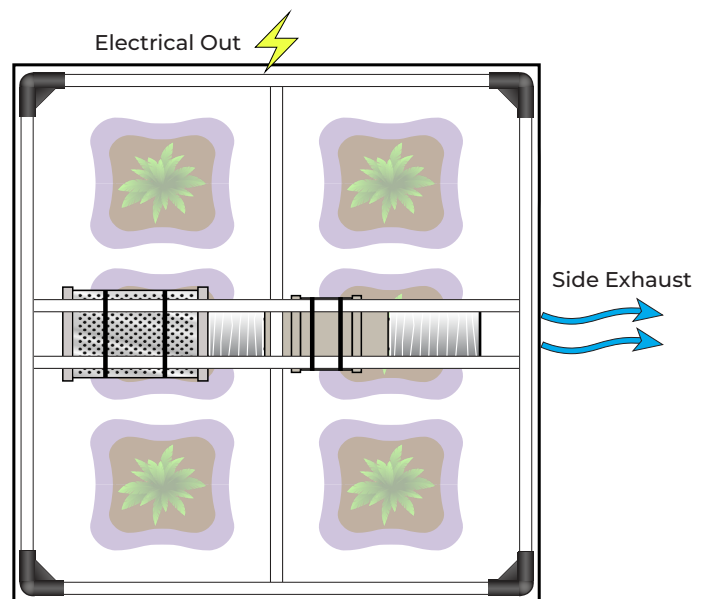
- Heavy duty 1/8" braided rope with carabiner and ratchet (4pcs)
- Fully adjustable and auto locking
- Supports up to 150 lbs/pair
- Designed to hang lighting, fan, filter, etc.

## Mounting Configurations\*

6" Inline Fan + 6" Carbon Filter



Tent Front



Tent Front

\* Mounting configuration diagrams are examples of common setups using the Active Grow 6" Inline Fan and 6" Carbon Filter in a 4'x4' Walden Grow Tent. Other fan and filter combinations are possible including using them outside of the tent.

# 4'x4' Walden White Grow Tent



SPECIFICATIONS		4'X4' WALDEN WHITE GROW TENT
Model number		AG/44TENT/W
Color		EcoWhite
Dimensions (l x w x h)		47.24"x47.24"x78.74" (120x120x200cm)
Weight		29.76 lbs (13.5 kg)
Tent material		Triple-layered 100% PEVA & toxin-free (Exterior 600D canvas / Center-light blocking vinyl / Interior reflective vinyl)
Pole diameter		0.63" (16mm)
Pole material		White powder coated steel
Max load capacity		110 lbs
Doors		2 main front doors / 2 side access doors
Windows		2@18"x31" (45.72x78.74cm)
Ducting ports		5@8" (20.32cm)
Electrical ports		2@4" (10.16cm)
Vents		3@13"x5.75" (33.02x14.61cm)
Light-blocking zipper covers		2
Recommended pot quantity		6x3 gallon pots / 4x5 gallon pots
Warranty		2 years

AG-44TENT-W-DS-120622