

Tiles Variations


If you have been looking for tiles or doing some research, you may have come across colour variation within tiles. Uniformed tiles will make things simple, however, it's important to keep in mind that manufactured tiles came about to replace natural products, and therefore, it is meant to reflect the natural feel and look of stone and marble that have been used for thousands of years. However, keep in mind that many find uniform tiles too simple especially as a main floor tile, not to mention they might be too reflective meaning a lot of maintenance.

Like natural products, ceramic and porcelain tiles can vary dramatically in colour and texture. These variations have been categorised by four levels:



V1 – No Variation


The colour of the tiles is uniform with no shading, this could be found in ceramic wall tiles, such as some subway, hexagon, herringbone and chevron tiles. This uniform effect is good to be used with a contrasting grout colour to enhance the tiling look.



V2 – Slight Variation

The colour of the tiles is basically uniform with some shading in similar tones.

These soft effects of light and shade on a surface do not compromise its homogeneity, whether it is the natural grain that is typical of wood or the veining of marble, the grainy texture of stone, characteristics of scratched metal, the marks of concrete or plaster-look effects.





V3 – Moderate Variation

Tiles here has been intentionally designed with moderate variation in colour and shade, influenced by the original veins and characteristics of natural stone or wood.

Moderate variation tile focus on bringing the vintage effects of nature and human existence on products. This rich look can be found in traditional marble effect tiles as well as the growing use of industrial style of aged timber and concrete look tiles.



V4 – Substantial Variation


The evident contrasts are used to depict the natural and cultural references that inspired the collections.

Luxurious combinations of wood, stone or marble with marked variability in their colour, particularly aged raw materials, make the effect of the strong variation in the shading very noticeable, especially with larger surfaces.


When purchasing tiles take notes of these icons to identify the colour variation of each product.




V1



V2



V3



V4