







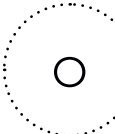












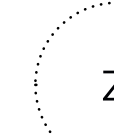

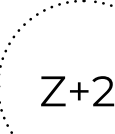



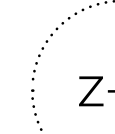

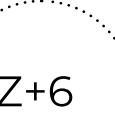


## - Measure a ring you already own -

Print this document on A4 paper and ensure you do not have 'Fit to page/printable area' selected. Place your ring over the sizing circles until you find a size that aligns with the inside edge of your ring to find the correct ring size.

							
D. 14.4mm C. 45.0	D. 14.8 C. 46.2	D. 15.2 C. 47.4	D. 15.6 C. 48.6	D. 16.0mm C. 49.8	D. 16.4mm C. 51.0	D. 16.8mm C. 52.2	D. 17.2mm C. 53.5
							
D. 17.6mm C. 54.7	D. 18.0mm C. 56.0	D. 18.4 C. 57.3	D. 18.8mm C. 58.6	D. 19.2 C. 59.9	D. 19.5mm C. 61.1	D. 19.9 C. 62.4	
							
D. 20.3mm C. 63.7	D. 20.7 C. 64.9	D. 21.1mm C. 66.1	D. 21.5mm C. 67.3	D. 21.9mm C. 68.5	D. 22.3 C. 70.1		
							
D. 22.7 C. 71.3	D. 23.1mm C. 72.2	D. 23.4 C. 73.5	D. 23.8mm C. 74.8	D. 24.2 C. 76.0			

## - Measure your finger to find your ring size -

1. Cut around the sizer image and slot as indicated.
2. Place the sizer around your finger and pull the end through the slot you have cut into the sizer.
3. Pull the end so that it fits nicely around your finger then read the letter that the arrow is pointing to, to find out your ring size.
4. Make sure not to pull the sizer too tightly as this will provide you the incorrect size, ensure the sizer can slide over your knuckle comfortably.

