

hearSafe APP

ZeroPlus Protec WO40 Earplugs

User Guide



A ZeroPlus brand

0+
ZERO PLUS

Preface

Please read this user manual carefully to understand all the functions provided by this app.

Usage

This is not just an intelligent electronic device, but also a convenient solution for those in need of a noise reduction environment. Based on the Bluetooth direct connection between the user's electronic earplugs and the mobile phone, users can adjust the noise reduction level of the electronic earplugs through hearSafe, enjoying a personalized noise reduction experience. In addition, the hearSafe app is not only applicable to a single model of electronic earplugs, but can also be connected to a variety of noise reduction earplugs and headset from the ZeroPlus brand, allowing users to choose the most suitable noise reduction device according to their needs and preferences, and optimize the auditory experience. This versatility and flexibility make the hearSafe app the ideal companion for the ZeroPlus noise reduction product series.



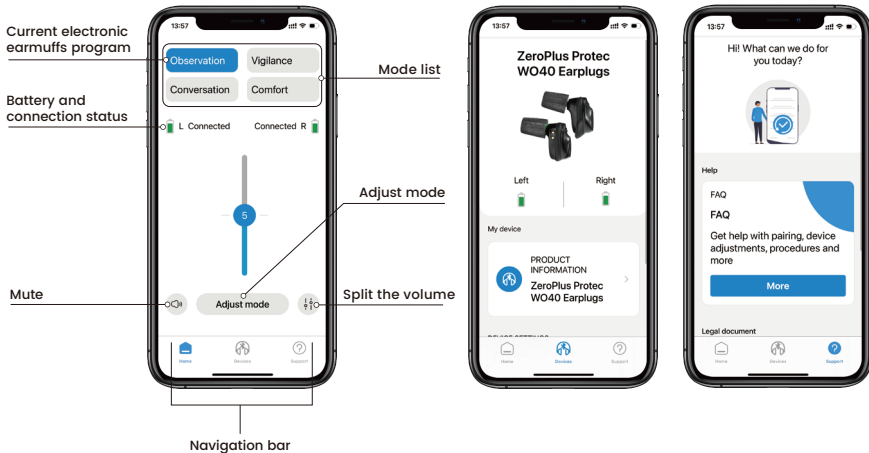
Compatibility Information

- The hearSafe app only supports electronic ear headset (Earplugs) with Bluetooth connectivity.
- The hearSafe app is compatible with mobile phones that support Bluetooth Low Energy (BT-LE) and can run iOS 13 or later, including iPhone 5s and later models with iOS.
- The hearSafe app is compatible with Android devices that support Bluetooth 4.2 and Android OS 6.0 or higher.



Some smartphones, such as those with touch sounds or key press sounds, may generate simulated electrical signals that could affect the use of electronic earplugs. Please go to the phone settings, select sound, and ensure that all touch sounds and key press sounds are disabled.

1 Quick Overview



2 Install hearSafe app

- Make sure your device is connected to the network via Wifi or mobile data.
- Make sure your device Bluetooth is activated.
- If you are using an Android mobile device, make sure the GPS is turned on.

Download the APP*

Download it from the app store. After the app is installed, open the hearSafe app.



* Search for and download the app from Apple App Store, Google Play Store, or Tencent App Store.

3 Connect With Electronic Earplugs



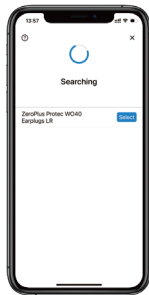
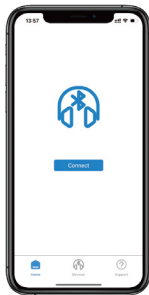
Connect specification

Turn on the Bluetooth button in your device settings and find the corresponding electronic earplugs name, then click to connect.



Allow the Use of Bluetooth

After connecting via Bluetooth, open the app and tap "Allow" to continue using the app.

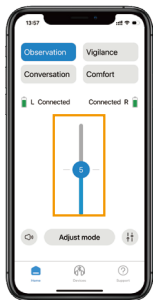


Search and select *

Tap to connect, and when the name of your electronic earplugs appears in the list, tap to select. Once connected successfully, you will automatically be redirected to the main interface of the app.

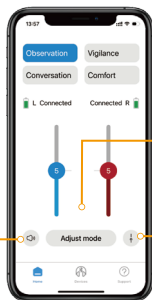
* If you buy two or more sets of Zeroplus earplugs and find their names in the connect list, you can press the one which you want to connect

4 Remote Control



Adjust the volume of the electronic earplugs

Moving the slider up or down increases or decreases the volume of the earplugs on either side.

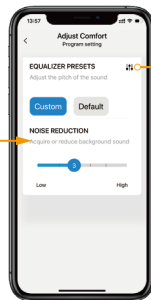


Mute

You can mute the earplugs by pressing the Mute icon before wearing them.

One side independent volume

Press the single side independent volume icon to separate the electronic earplug volume slider so you can adjust the volume on each side individually.



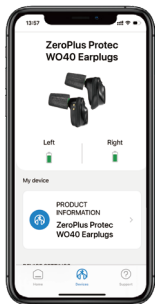
Adjust mode

Click on the Adjuster to access the following functions:

- Equalizer presets
- Low, medium and high frequency gain control
- Noise reduction

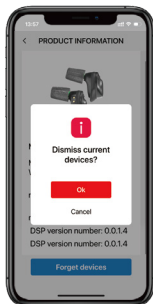


5 Equipment



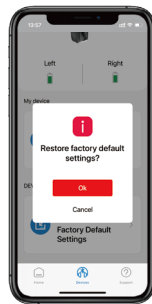
Devices

The Devices screen lists the available settings related to the product. It also shows the battery status of the electronic earplugs.



Forget devices *

Unconnect your electronic earplugs with your current device with the "Forget Device" feature.



Factory data reset

You can click "Restore factory Settings" to delete the parameter adjustments you have made to the electronic earplugs, so that the electronic earplugs can be restored to factory preset parameters.

* Once you unpair the electronic earplugs with your current smartphone, you can search for and connect to the electronic earplugs through other smart devices.



After-Sales Service:

Zero Plus Technology Co., Ltd

Address: 3-3-23, Hagoromocho, Tachikawa, Tokyo Japan

Postal Code: 190-0021

Phone: 0081-42-518-9479

Customer Service Email: service@zeroplustech.co.jp