













To Create This Sculpey Premo Color:	Mix together these clay colors:
 <p>Berry Pearl PE02 5183</p>	<p>2 parts Alizarin Crimson (PE02 5383) + 1 part Pearl (PE02 5101)</p>
 <p>Ice Blue Pearl PE02 5180</p>	<p>6 parts Pearl (PE02 5101)+ 1 part Peacock Pearl (PE02 5038)</p>
 <p>Champagne Pearl PE02 5168</p>	<p>8 parts Pearl (PE02 5101) + 1 part Blush (PE02 5020)</p>
 <p>Mocha Pearl PE02 5177</p>	<p>2 parts Antique Gold (PE02 5517) + 2 Parts Bright Green Pearl (PE02 5035) + 1 part Graphite Pearl (PE02 5120) + 1 Part Bronze (PE02 5519)</p>
 <p>Coastal Pearl PE02 5172</p>	<p>4 parts Silver (PE02 5129) + 6 Parts Pearl (PE02 5101) + 1 Part Peacock Pearl (PE02 5038) + 1 part Antique Gold (PE02 5517)</p>
 <p>Butter Yellow PE02 5028</p>	<p>6 parts White (PE02 5001) + 1 Part Mustard Yellow (PE02 5011)</p>

 <p>Apricot PE02 S037</p>	<p>8 parts White (PE02 5001) + 4 parts Orange (PE02 5003) + 1 part Blush (PE 5020)</p>
 <p>Coral PE02 5024</p>	<p>8 parts Blush (PE02 5020) + 5 parts Ecru (PE02 5093)</p>
 <p>Blackberry Pearl PE 5060</p>	<p>4 parts Purple Pearl (PE02 5031) + 1 part Alizarin Crimson (PE02 5383)</p>
 <p>White Granite</p>	<p>Premo White (PE02 5001) mixed with Weathered Stone Embossing Powder OR ground Black Pepper – add small amounts and mix to your preference</p>
 <p>Indigo Metallic 5013</p>	<p>6 parts Purple Pearl (PE02 5031) + 3 parts Ultramarine Blue (PE02 5562) + 2 parts Pearl (PE02 5101)</p>
 <p>Slate 5052</p>	<p>8 parts White (PE02 5001)+ 8 parts Black (PE02 5042)+ 1 part Ultramarine Blue (PE012 5562)</p>

 <p>Amber Translucent 5002</p>	<p>Sheet 1 oz. Translucent (PE02 5310) and place 3 drops Yellow alcohol Ink, 2 drops Orange alcohol ink, 1 drop Brown alcohol ink. Spread on clay sheet and allow to dry. Fold inked side together and blend with pasta machine. Add more Translucent clay as needed to make the color about ½ as strong as you wish for your baked color. (Inks will darken when baked). ALWAYS bake a test piece.</p>
 <p>Magenta Pearl 5029</p>	<p>4 parts Sunset Pearl (PE02 5115) + 1 part Fuchsia (PE02 5507) + 1 part Pomegranate (PE02 5001)</p>
 <p>Blue Glitter 5049</p>	<p>4 parts Cobalt Blue Hue (PE02 5063) + 1 part Frost White Glitter (PE02 5057) plus small amount of Blue Bakeable Glitter</p>
 <p>Wisteria 5107</p>	<p>2 parts Purple (PE02 5513) + 2 parts White (PE02 5001) + 1-part Blush (PE02 5020)</p>
 <p>Red Glitter 5051</p>	<p>6 parts Pomegranate (PE02 5026) + 1 part Frost White Glitter (PE02 5057) plus small amount of Red Bakeable Glitter</p>
 <p>Periwinkle PE02 5103</p>	<p>4 part Navy Blue (PE02 5050) + 4 parts Wisteria (PE02 5107) + 1 part White (PE02 5001)</p>

 <p>Rhino Grey PE02 5529</p>	<p>8 parts Ecu (PE02 5093) + 4 parts Slate (PE02 5052) + 1 part Burnt Umber (PE02 5053)</p>
 <p>Jungle PE02 5535</p>	<p>5 parts Spanish Olive (PE02 5007) + 4 parts Navy Blue (PE02 5050)</p>
 <p>Candy Pink 5523</p>	<p>2 parts Fluorescent Pink (PE02 5503) + 1 part White (PE02 5001)</p>
 <p>Sea Green 5305</p>	<p>6 parts Green (PE02 5323) + 6 parts Navy Blue (PE02 5050) + 1 part White (5001)</p>
 <p>Violet 5515</p>	<p>1 parts Purple (PE02 5513) + 3 parts Fuchsia (PE02 5504)</p>
 <p>Blue Pearl 5289</p>	<p>6 parts Navy Blue (PE02 5050) + 1 part Pearl (PE02 5101) + 1 part White (PE02 5001) + 1/8 part Cadmium Yellow (PE02 5572)</p>

 <p>Magenta Pearl 5029</p>	<p>Mix 8 parts Pearl (PE02 5101) + 1-part Fuchsia (PE02 5504)</p>
 <p>Blue Granite 5059</p>	<p>5 parts Navy Blue (PE02 5050) + 4 parts translucent (PE02 5310) + 1 part Black (PE02 5042)+ Silver Glitter to taste (maybe even a tiny amount of gold glitter)</p>
 <p>Green Pearl 5299</p>	<p>4 parts Peacock Pearl (PE02 5038) + 5 parts Bright Green Pearl (PE02 5035) + 1 part Green (PE02 5323)</p>
 <p>Copper 5018</p>	<p>3 parts Bronze (PE02 5519) + 1 part Cadmium Red Hue (PE02 5382)</p>
 <p>Red Pearl 5259</p>	<p>4 parts Pearl (PE02 5101) + 10 parts Pomegranate (PE02 5026) + 1 part Purple Pearl (PE02 5031)</p>
 <p>Fluorescent Green 5521</p>	<p>2 parts Green (PE02 5323) + 1 part Wasabi (PE02 5022)</p>

 <p>White Granite 5061</p>	<p>1 part White (PE02 5001) + ¼ teaspoon of embossing powder</p>
 <p>Blue Translucent 5040</p>	<p>Mix ½ bar Translucent (PE02 5310) + 3 drops of Blue Alcohol Ink</p>
 <p>Red Translucent 5044</p>	<p>Mix ½ bar Translucent (PE02 5310) + 3 drops of Red Alcohol Ink</p>
 <p>Yellow Translucent 5046</p>	<p>Mix ½ bar Translucent (PE02 5310) + 3 drops of Yellow Alcohol Ink</p>
 <p>Green Translucent 5048</p>	<p>Mix ½ bar Translucent (PE02 5310) + 2 drops of Yellow Alcohol Ink + 2 drops of Blue Alcohol Ink</p>
 <p>Green Glitter 5550</p>	<p>Mix ½ bar Translucent (PE02 5310) + 2 drops of Yellow Alcohol Ink + 2 drops of Blue Alcohol Ink + Chunky Glitter</p>